

Description

The 1206L Series PTC provides surface mount overcurrent protection for applications where space is at a premium and resettable protection is desired.



Features

- RoHS compliant, lead-free and halogen-free
- Fast response to fault currents
- Compact design saves board space
- Low resistance
- Low-profile
- Compatible with high temperature solders



Applications

- USB peripherals
- Disk drives
- CD-ROMs
- Plug and play protection for motherboards and peripherals
- Mobile phones - battery and port protection
- Disk drives
- PDAs / digital cameras
- Game console port protection

Agency Approvals

AGENCY	AGENCY FILE NUMBER
	E183209
	R50119118

Electrical Characteristics

Part Number	Marking	I _{hold} (A)	I _{trip} (A)	V _{max} (Vdc)	I _{max} (A)	P _d typ. (W)	Maximum Time To Trip		Resistance		Agency Approvals	
							Current (A)	Time (Sec.)	R _{min} (Ω)	R _{1max} (Ω)		
1206L012	A	0.125	0.29	30	100	0.6	1.00	0.20	1.500	6.00	X	X
1206L016	B	0.16	0.37	30	100	0.6	1.00	0.30	1.200	4.50	X	X
1206L020 ¹	C	0.20	0.42	24	100	0.6	8.00	0.10	0.650	2.60	X	X
1206L025 ¹	D	0.25	0.50	16	100	0.6	8.00	0.08	0.550	2.30	X	X
1206L035 ¹	E	0.35	0.75	6	100	0.6	8.00	0.10	0.300	1.20	X	X
1206L035/16	J	0.35	0.75	16	100	0.6	8.00	0.10	0.300	1.20	X	X
1206L050 ¹	F	0.50	1.00	6	100	0.6	8.00	0.10	0.150	0.70	X	X
1206L050/15	M	0.50	1.00	15	100	0.6	8.00	0.10	0.150	0.75	X	X
1206L075/13.2	G1	0.75	1.50	13.2	100	0.6	8.00	0.20	0.090	0.35	X	X
1206L075TH ¹	G	0.75	1.50	8	100	0.6	8.00	0.20	0.090	0.29	X	X
1206L110TH ¹	H	1.10	2.20	8	100	0.8	8.00	0.10	0.040	0.18	X	X
1206L150TH ¹	K	1.50	3.00	8	100	0.8	8.00	0.30	0.040	0.12	X	X
1206L175	V	1.75	3.50	6	100	0.8	8.00	0.50	0.020	0.09	X	X
1206L200	L	2.00	3.50	6	100	0.8	8.00	1.50	0.018	0.08	X	X

I_{hold} = Hold current: maximum current device will pass without tripping in 20°C still air.

I_{trip} = Trip current: minimum current at which the device will trip in 20°C still air.

V_{max} = Maximum voltage device can withstand without damage at rated current (I_{max})

I_{max} = Maximum fault current device can withstand without damage at rated voltage (V_{max})

P_d = Power dissipated from device when in the tripped state at 20°C still air.

R_{min} = Minimum resistance of device in initial (un-soldered) state.

R_{typ} = Typical resistance of device in initial (un-soldered) state.

R_{1max} = Maximum resistance of device at 20°C measured one hour after tripping or reflow soldering of 260°C for 20 sec.

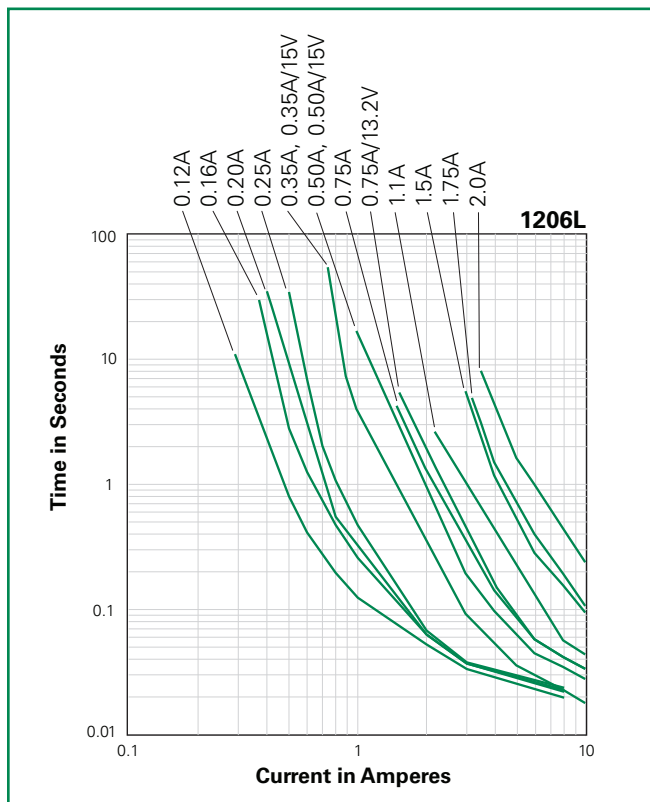
Caution: Operation beyond the specified rating may result in damage and possible arcing and flame.

1 Some older references to these devices may include “-C” in the Part Number. The “-C” should be omitted when placing new orders for the device.

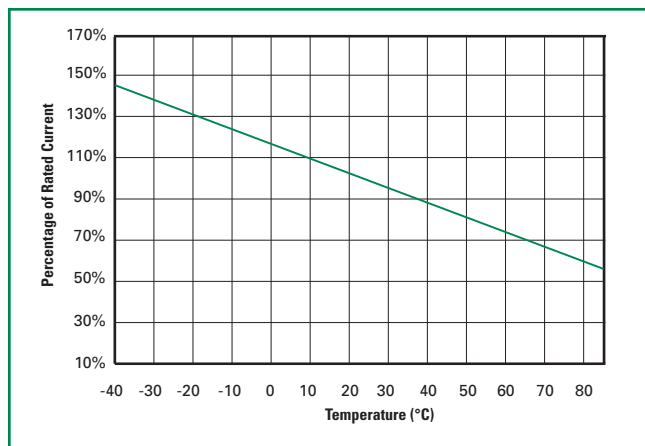
Temperature Derating

Part Number	Ambient Operation Temperature								
	-40°C	-20°C	0°C	20°C	40°C	50°C	60°C	70°C	85°C
1206L012	0.18	0.16	0.14	0.125	0.10	0.09	0.08	0.07	0.05
1206L016	0.22	0.20	0.18	0.16	0.14	0.12	0.10	0.09	0.08
1206L020	0.28	0.25	0.23	0.20	0.17	0.15	0.14	0.12	0.09
1206L025	0.37	0.33	0.29	0.25	0.22	0.20	0.17	0.15	0.12
1206L035	0.50	0.45	0.40	0.35	0.30	0.27	0.24	0.21	0.15
1206L035/16	0.50	0.45	0.40	0.35	0.30	0.27	0.24	0.21	0.15
1206L050	0.71	0.64	0.57	0.50	0.42	0.39	0.35	0.31	0.25
1206L050/15	0.71	0.64	0.57	0.50	0.42	0.39	0.35	0.31	0.25
1206L075/13.2	1.14	1.04	0.88	0.75	0.65	0.59	0.54	0.49	0.41
1206L075TH	1.14	1.01	0.88	0.75	0.65	0.59	0.54	0.49	0.41
1206L110TH	1.52	1.37	1.25	1.10	0.92	0.82	0.75	0.64	0.52
1206L150TH	2.18	1.94	1.72	1.50	1.28	1.17	1.06	0.96	0.77
1206L175	2.50	2.25	2.00	1.75	1.55	1.45	1.35	1.25	1.10
1206L200	2.60	2.44	2.35	2.00	1.78	1.67	1.50	1.45	1.10

Average Time Current Curves



Temperature Derating Curve



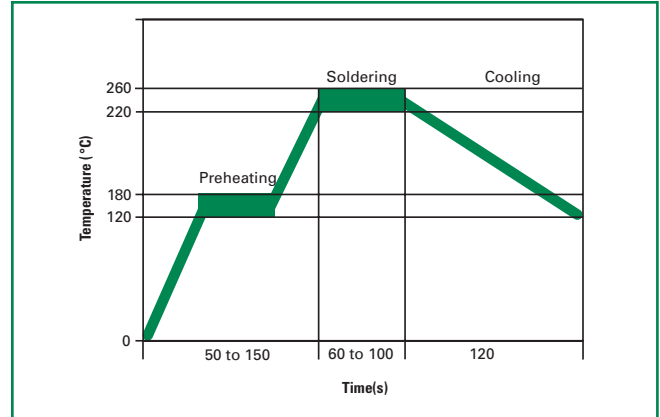
The average time current curves and Temperature Derating curve performance is affected by a number of variables, and these curves provided as guidance only. Customer must verify the performance in their application.

Soldering Parameters

Condition	Reflow
Peak Temp/ DurationTime	260°C / 10 Sec
Time above liquids (TAL) 220°C	60 Sec ~ 100 Sec
Preheat 120°C~ 180°C	50 Sec ~ 150 Sec
Storage Condition	0°C~35°C, 70%RH

- Recommended reflow methods: IR, vapor phase oven, hot air oven, N₂ environment for lead-free
- Recommended maximum paste thickness is 0.25mm (0.010 inch)
- Devices can be cleaned using standard industry methods and solvents.

Note: If reflow temperatures exceed the recommended profile, devices may not meet the performance requirements.


Physical Specifications

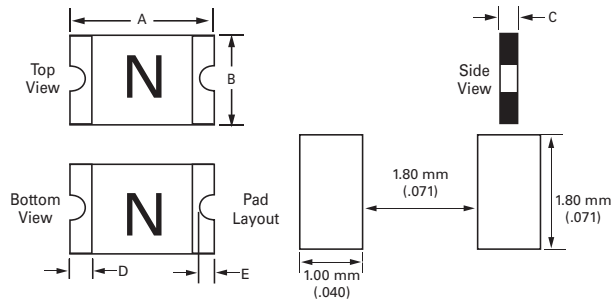
Terminal Material	Solder-Plated Copper (Solder Material: Matte Tin (Sn))
Lead Solderability	Meets EIA Specification RS186-9E, ANSI/J-STD-002 Category 3.

Environmental Specifications

Operating/Storage Temperature	-40°C to +85°C
Maximum Device Surface Temperature in Tripped State	125°C
Passive Aging	+85°C, 1000 hours -/+5% typical resistance change
Humidity Aging	+85°C, 85%, R.H., 1000 hours -/+5% typical resistance change
Thermal Shock	MIL-STD-202, Method 107G +85°C/-40°C 20 times -30% typical resistance change
Solvent Resistance	MIL-STD-202, Method 215 No change
Vibration	MIL-STD-883C, Method 2007.1, Condition A No change
Moisture Sensivity Level	Level 1, J-STD-020C

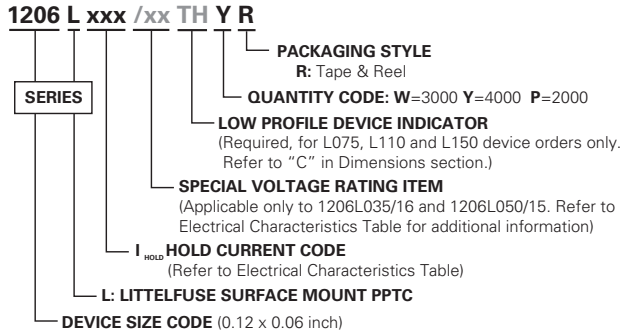
Dimensions

MARKING CODE VARIES
WITH AMPERAGE RATING
(SEE ELECTRICAL CHARACTERISTICS CHART)
SHOWN IS 1.0 AMP RATING



Part Number	A		B		C		D		E									
	Inches	mm	Inches	mm	Inches	mm	Inches	mm	Inches	mm								
	Min	Max	Min	Max	Min	Max	Min	Max	Min	Max								
1206L012	0.12	0.13	3	3.4	0.06	0.07	1.5	1.8	0.01	0.03	0.25	0.75	0.002	0.018	0.05	0.45		
1206L016																		
1206L020																		
1206L025																		
1206L035																		
1206L035/16																		
1206L050																		
1206L050/15																		
1206L075/13.2																		
1206L075TH																		
1206L110TH																	0.13	3.4
1206L150TH																		
1206L175																		
1206L200																		

Part Ordering Number System



Packaging Options

Part Number	Ordering Number	Halogen Free	I _{hold} (A)	I _{hold} Code	Packaging Option	Quantity	Quantity/Pack Code
1206L012	1206L012WR	Yes	0.125	012	Tape and Reel	3000	WR
1206L016	1206L016WR	Yes	0.16	016	Tape and Reel	3000	WR
1206L020	1206L020YR	Yes	0.20	020	Tape and Reel	4000	YR
1206L025	1206L025YR	Yes	0.25	025	Tape and Reel	4000	YR
1206L035	1206L035YR	Yes	0.35	035	Tape and Reel	4000	YR
1206L035/16	1206L035/16YR	Yes	0.35	035	Tape and Reel	4000	YR
1206L050	1206L050YR	Yes	0.50	050	Tape and Reel	4000	YR
1206L050/15	1206L050/15YR	Yes	0.50	050	Tape and Reel	4000	YR
1206L075/13.2	1206L075/13.2WR	Yes	0.75	075	Tape and Reel	3000	WR
1206L075TH	1206L075THYR	Yes	0.75	075	Tape and Reel	4000	YR
1206L110TH	1206L110THYR	Yes	1.10	110	Tape and Reel	4000	YR
1206L150TH	1206L150THWR	Yes	1.50	150	Tape and Reel	3000	WR
1206L175	1206L175PR	Yes	1.75	175	Tape and Reel	2000	PR
1206L200	1206L200PR	Yes	2.00	200	Tape and Reel	2000	PR

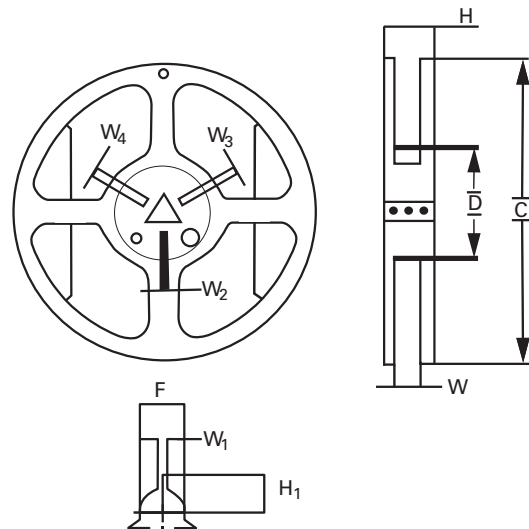
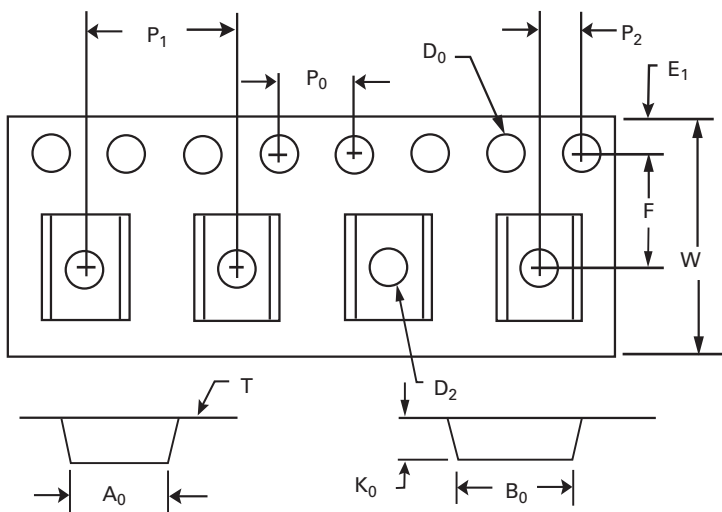
Tape and Reel Specifications

TAPE SPECIFICATIONS: EIA-481-1 (mm)

	Packaging Code "YR": 1206L020 1206L025 1206L035 1206L035/16 1206L050 1206L050/15 1206L075TH	Packaging Code "WR": 1206L012 1206L016 1206L110TH	Packaging Code "PR": 1206L150TH 1206L160 1206L175 1206L200
W	8.15+0.15-0.30	8.00+/-0.30	8.15+0.15-0.30
F	3.50+/-0.05	3.50+/-0.05	3.50+/-0.05
E₁	1.75+/-0.10	1.75+/-0.10	1.75+/-0.10
D₀	1.55+/-0.05	1.55+/-0.05	1.55+/-0.05
D₁	1.00 (MIN)	1.00 (MIN)	1.00 (MIN)
P₀	4.00+/-0.10	4.00+/-0.10	4.00+/-0.10
P₁	4.00+/-0.10	4.00+/-0.10	4.00+/-0.10
P₂	2.00+/-0.05	2.00+/-0.05	2.00+/-0.05
A₀	1.95+/-0.10	1.95+/-0.10	1.95+/-0.10
B₀	3.65+/-0.10	3.65+/-0.10	3.65+/-0.10
T	0.25+/-0.10	0.25+/-0.10	0.25+/-0.10
K₀	0.87+/-0.10	1.30+/-0.10	1.70+/-0.10
Leader min.	390	390	390
Trailer min.	160	160	160

REEL DIMENSIONS:
EIA-481-1 (mm)

H	16.0+/-0.2
W	9+/-0.5
D	Ø 60.2+/-0.5
F	Ø 13.0+/-0.5
C	Ø 178+/-1.0
H₁	11+/-0.5
W₁	2.5+0.5
W₂	3.0+0.5
W₃	4.0+0.5
W₄	5.0+0.5





Стандарт Электрон Связь

Мы молодая и активно развивающаяся компания в области поставок электронных компонентов. Мы поставляем электронные компоненты отечественного и импортного производства напрямую от производителей и с крупнейших складов мира.

Благодаря сотрудничеству с мировыми поставщиками мы осуществляем комплексные и плановые поставки широчайшего спектра электронных компонентов.

Собственная эффективная логистика и склад в обеспечивает надежную поставку продукции в точно указанные сроки по всей России.

Мы осуществляем техническую поддержку нашим клиентам и предпродажную проверку качества продукции. На все поставляемые продукты мы предоставляем гарантию .

Осуществляем поставки продукции под контролем ВП МО РФ на предприятия военно-промышленного комплекса России , а также работаем в рамках 275 ФЗ с открытием отдельных счетов в уполномоченном банке. Система менеджмента качества компании соответствует требованиям ГОСТ ISO 9001.

Минимальные сроки поставки, гибкие цены, неограниченный ассортимент и индивидуальный подход к клиентам являются основой для выстраивания долгосрочного и эффективного сотрудничества с предприятиями радиоэлектронной промышленности, предприятиями ВПК и научно-исследовательскими институтами России.

С нами вы становитесь еще успешнее!

Наши контакты:

Телефон: +7 812 627 14 35

Электронная почта: sales@st-electron.ru

Адрес: 198099, Санкт-Петербург,
Промышленная ул, дом № 19, литера Н,
помещение 100-Н Офис 331