

ZX5T2E6

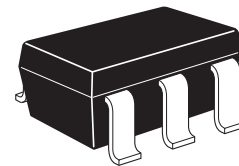
20V PNP LOW SAT MEDIUM POWER TRANSISTOR IN SOT23-6

SUMMARY

$BV_{CEO} = -20V$; $R_{SAT} = 31m\Omega$; $I_C = -3.5A$

DESCRIPTION

Packaged in the SOT23-6 outline this new 5th generation low saturation 20V PNP transistor offers extremely low on state losses making it ideal for use in DC-DC circuits and various driving and power management functions.



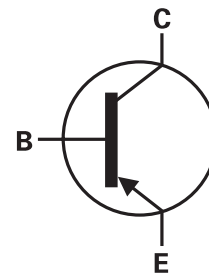
SOT23-6

FEATURES

- 3.5 Amps continuous current
- Extremely low saturation voltage (-70mV max @ 1A/100mA)
- Up to 10 Amps peak current
- Very low saturation voltages

APPLICATIONS

- DC - DC converters
- Battery charging
- Power switches
- Motor control
- Power management functions



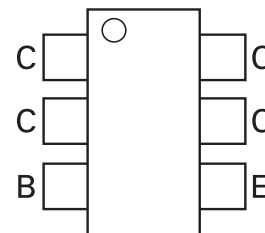
ORDERING INFORMATION

| DEVICE | REEL SIZE | TAPE WIDTH | QUANTITY PER REEL |
|-----------|-----------|--------------|-------------------|
| ZX5T2E6TA | 7" | 8mm embossed | 3,000 |
| ZX5T2E6TC | 13" | 8mm embossed | 10,000 |

DEVICE MARKING

- 52

PINOUT



TOP VIEW

ZX5T2E6

ABSOLUTE MAXIMUM RATINGS

| PARAMETER | SYMBOL | LIMIT | UNIT |
|--|----------------|--------------|----------------------|
| Collector-base voltage | BV_{CBO} | -25 | V |
| Collector-emitter voltage | BV_{CEO} | -20 | V |
| Emitter-base voltage | BV_{EBO} | -7.5 | V |
| Continuous collector current | I_C | -3.5 | A |
| Peak pulse current | I_{CM} | -10 | A |
| Power dissipation at $T_A = 25^\circ\text{C}$ ^(a) | P_D | 1.1 | W |
| Linear derating factor | | 8.8 | mW/ $^\circ\text{C}$ |
| Power dissipation at $T_A = 25^\circ\text{C}$ ^(b) | P_D | 1.7 | W |
| Linear derating factor | | 13.6 | mW/ $^\circ\text{C}$ |
| Operating and storage temperature range | T_j, T_{stg} | -55 to + 150 | $^\circ\text{C}$ |

THERMAL RESISTANCE

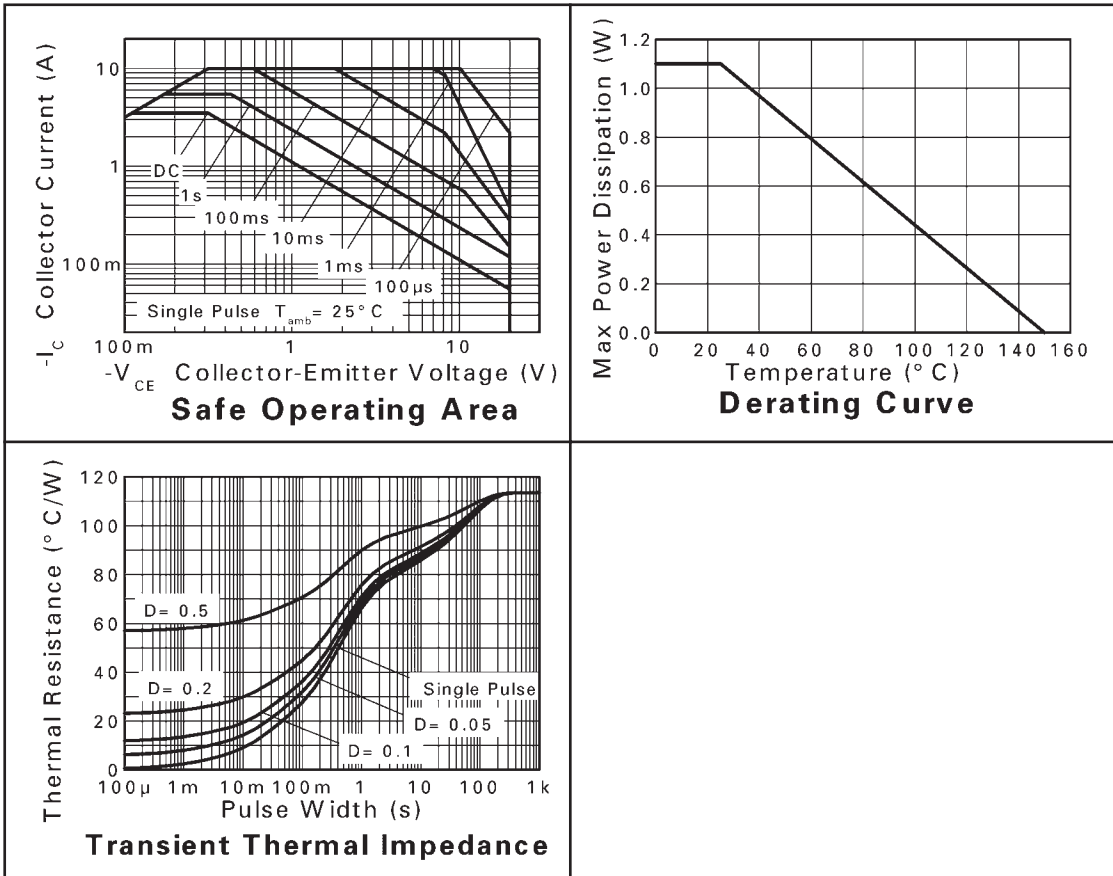
| PARAMETER | SYMBOL | VALUE | UNIT |
|------------------------------------|-----------------|-------|---------------------------|
| Junction to ambient ^(a) | $R_{\theta JA}$ | 113 | $^\circ\text{C}/\text{W}$ |
| Junction to ambient ^(b) | $R_{\theta JC}$ | 73 | $^\circ\text{C}/\text{W}$ |

NOTES

- (a) For a device surface mounted on 25mm x 25mm x 0.6mm FR4 PCB with high coverage of single sided 1oz copper, in still air conditions.
(b) As above measured at $t < 5$ seconds.

ZX5T2E6

CHARACTERISTICS



ZX5T2E6

ELECTRICAL CHARACTERISTICS (at $T_{amb} = 25^{\circ}C$ unless otherwise stated)

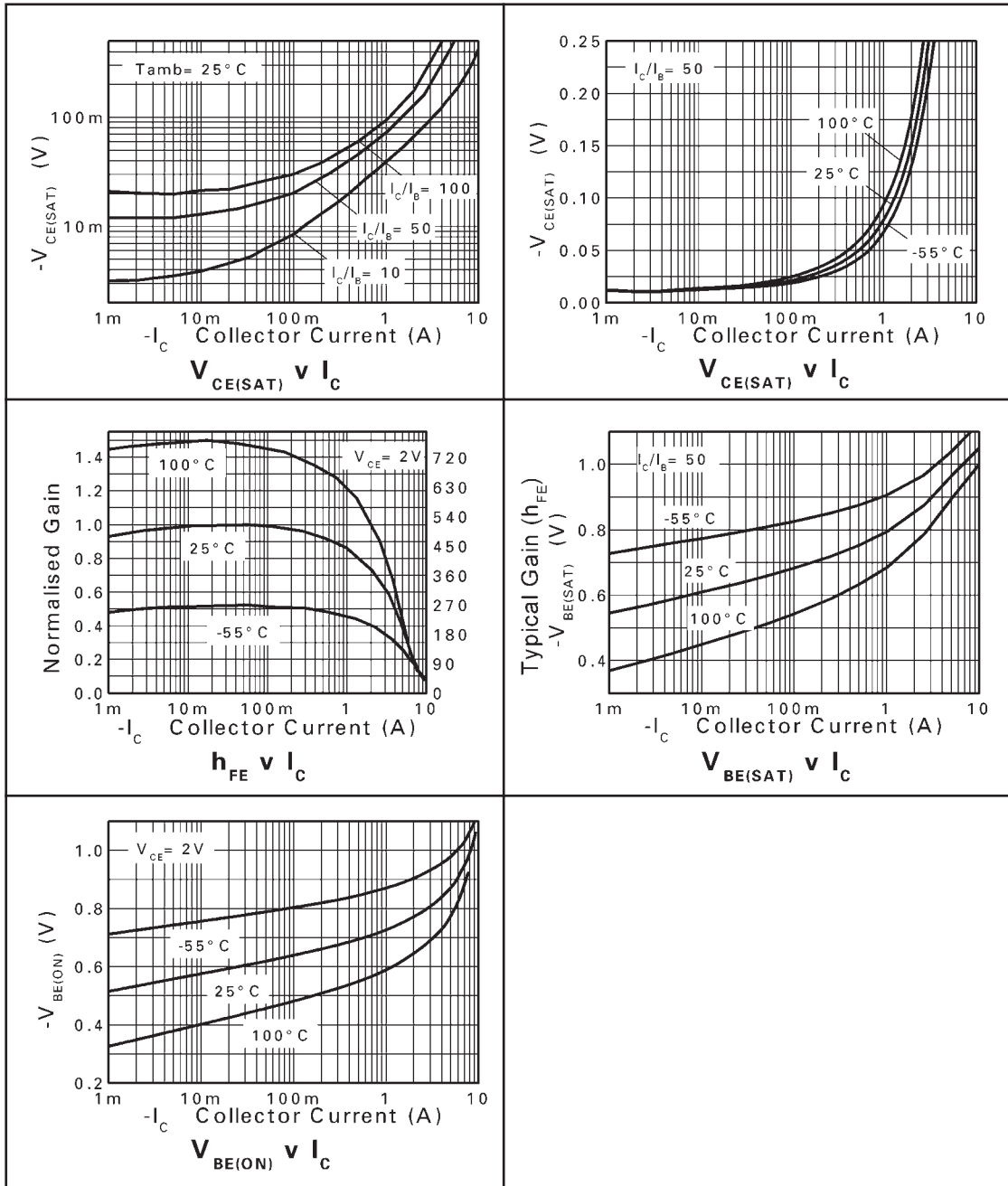
| PARAMETER | SYMBOL | MIN. | TYP. | MAX. | UNIT | CONDITIONS |
|---------------------------------------|---------------|------|-------|------|------|---|
| Collector-base breakdown voltage | BV_{CBO} | -25 | -49 | | V | $I_C = -100\mu A$ |
| Collector-emitter breakdown voltage | BV_{CEO} | -20 | -43 | | V | $I_C = -10mA$ * |
| Emitter-base breakdown voltage | BV_{EBO} | -7.5 | -8.4 | | V | $I_E = -100\mu A$ |
| Collector cut-off current | I_{CBO} | | | -100 | nA | $V_{CB} = -20V$ |
| Collector cut-off current | I_{CES} | | | -100 | nA | $V_{CB} = -20V$ |
| Emitter cut-off current | I_{EBO} | | | -100 | nA | $V_{EB} = -6V$ |
| Collector-emitter saturation voltage | $V_{CE(SAT)}$ | | -10 | -15 | mV | $I_C = -0.1A, I_B = -10mA$ * |
| | | | -100 | -140 | mV | $I_C = -1A, I_B = -10mA$ * |
| | | | -110 | -130 | mV | $I_C = -3.5A, I_B = -350mA$ * |
| Base-emitter saturation voltage | $V_{BE(SAT)}$ | | -0.96 | -1.1 | V | $I_C = -3.5A, I_B = -350mA$ * |
| Base-emitter turn-on voltage | $V_{BE(ON)}$ | | -0.8 | -0.9 | V | $I_C = -3.5A, V_{CE} = -2V$ * |
| Static forward current transfer ratio | h_{FE} | 300 | 575 | | | $I_C = -10mA, V_{CE} = -2V$ * |
| | | 300 | 450 | 900 | | $I_C = -1A, V_{CE} = -2V$ * |
| | | 150 | 285 | | | $I_C = -3.5A, V_{CE} = -2V$ * |
| | | 10 | 40 | | | $I_C = -10A, V_{CE} = -2V$ * |
| Transition frequency | f_T | | 110 | | | $I_C = -50mA, V_{CE} = -10V$ $f = 50MHz$ |
| Output capacitance | C_{OBO} | | 45 | | pF | $V_{CB} = -10V, f = 1MHz$ * |
| Switching times | t_{ON} | | 90 | | ns | $I_C = -2A, V_{CC} = -10V,$ |
| | t_{OFF} | | 325 | | ns | $I_{B1} = I_{B2} = -40mA$ |

NOTES

* Measured under pulsed conditions. Pulse width $\leq 300\mu s$; duty cycle $\leq 2\%$.

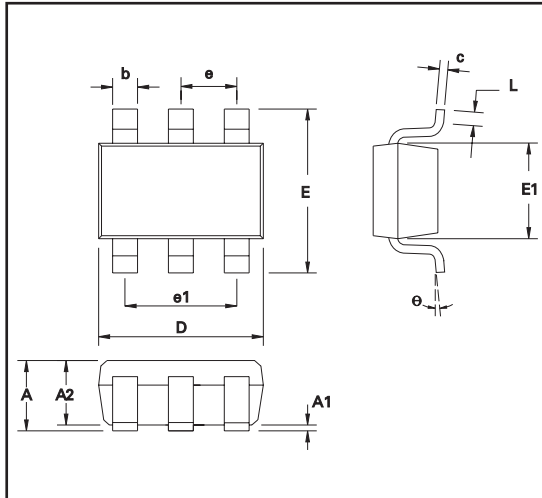
ZX5T2E6

TYPICAL CHARACTERISTICS

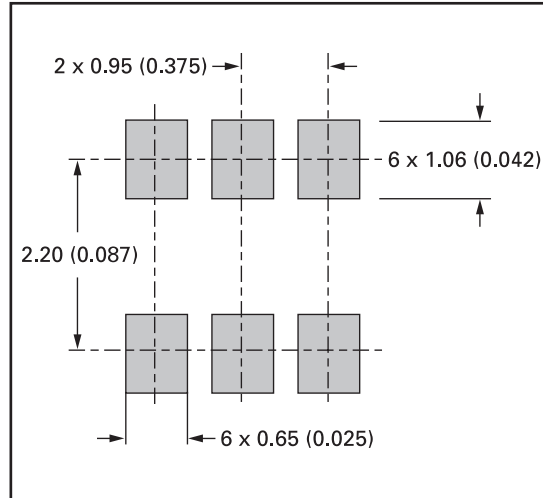


ZX5T2E6

PACKAGE OUTLINE



PAD LAYOUT DETAILS



Controlling dimensions are in millimeters. Approximate conversions are given in inches

PACKAGE DIMENSIONS

| DIM | Millimeters | | Inches | | DIM | Millimeters | | Inches | |
|-----|-------------|------|--------|-------|-----|-------------|------|-----------|-------|
| | Min | Max | Min | Max | | Min | Max | Min | Max |
| A | 0.90 | 1.45 | 0.035 | 0.057 | E | 2.20 | 3.20 | 0.0866 | 0.118 |
| A1 | 0.00 | 0.15 | 0.00 | 0.006 | E1 | 1.30 | 1.80 | 0.0511 | 0.071 |
| A2 | 0.90 | 1.30 | 0.035 | 0.051 | L | 0.10 | 0.60 | 0.004 | 0.024 |
| b | 0.20 | 0.50 | 0.008 | 0.020 | e | 0.95 REF | | 0.037 REF | |
| C | 0.09 | 0.26 | 0.003 | 0.010 | e1 | 1.90 REF | | 0.075 REF | |
| D | 2.70 | 3.10 | 0.106 | 0.122 | θ | 0° | 30° | 0° | 30° |

©Zetex Semiconductors plc 2004

| Europe | Americas | Asia Pacific | Corporate Headquarters |
|---|---|--|--|
| Zetex GmbH Streitfeldstraße 19 D-81673 München Germany | Zetex Inc 700 Veterans Memorial Hwy Hauppauge, NY 11788 USA | Zetex (Asia) Ltd 3701-04 Metroplaza Tower 1 Hing Fong Road, Kwai Fong Hong Kong | Zetex Semiconductors plc Zetex Technology Park, Chadderton Oldham, OL9 9LL United Kingdom |
| Telephone: (49) 89 45 49 49 0 Fax: (49) 89 45 49 49 49 europe.sales@zetex.com | Telephone: (1) 631 360 2222 Fax: (1) 631 360 8222 usa.sales@zetex.com | Telephone: (852) 26100 611 Fax: (852) 24250 494 asia.sales@zetex.com | Telephone: (44) 161 622 4444 Fax: (44) 161 622 4446 hq@zetex.com |

These offices are supported by agents and distributors in major countries world-wide.

This publication is issued to provide outline information only which (unless agreed by the Company in writing) may not be used, applied or reproduced for any purpose or form part of any order or contract or be regarded as a representation relating to the products or services concerned. The Company reserves the right to alter without notice the specification, design, price or conditions of supply of any product or service.

For the latest product information, log on to www.zetex.com



ISSUE 1 - MAY 2004



Стандарт Электрон Связь

Мы молодая и активно развивающаяся компания в области поставок электронных компонентов. Мы поставляем электронные компоненты отечественного и импортного производства напрямую от производителей и с крупнейших складов мира.

Благодаря сотрудничеству с мировыми поставщиками мы осуществляем комплексные и плановые поставки широчайшего спектра электронных компонентов.

Собственная эффективная логистика и склад в обеспечивает надежную поставку продукции в точно указанные сроки по всей России.

Мы осуществляем техническую поддержку нашим клиентам и предпродажную проверку качества продукции. На все поставляемые продукты мы предоставляем гарантию .

Осуществляем поставки продукции под контролем ВП МО РФ на предприятия военно-промышленного комплекса России , а также работаем в рамках 275 ФЗ с открытием отдельных счетов в уполномоченном банке. Система менеджмента качества компании соответствует требованиям ГОСТ ISO 9001.

Минимальные сроки поставки, гибкие цены, неограниченный ассортимент и индивидуальный подход к клиентам являются основой для выстраивания долгосрочного и эффективного сотрудничества с предприятиями радиоэлектронной промышленности, предприятиями ВПК и научно-исследовательскими институтами России.

С нами вы становитесь еще успешнее!

Наши контакты:

Телефон: +7 812 627 14 35

Электронная почта: sales@st-electron.ru

Адрес: 198099, Санкт-Петербург,
Промышленная ул, дом № 19, литера Н,
помещение 100-Н Офис 331