



2PB709ARL; 2PB709ASL

45 V, 100 mA PNP general-purpose transistors

Rev. 01 — 12 November 2008

Product data sheet

1. Product profile

1.1 General description

PNP general-purpose transistors in a small SOT23 (TO-236AB) Surface-Mounted Device (SMD) plastic package.

Table 1. Product overview

| Type number ^[1] | Package | | NPN complement |
|----------------------------|----------|----------|----------------|
| | Nexperia | JEDEC | |
| 2PB709ARL | SOT23 | TO-236AB | 2PD601ARL |
| 2PB709ASL | | | 2PD601ASL |
| 2PB709ARL/DG | SOT23 | TO-236AB | 2PD601ARL/DG |
| 2PB709ASL/DG | | | 2PD601ASL/DG |

[1] /DG: halogen-free

1.2 Features

- General-purpose transistors
- Two current gain selections
- AEC-Q101 qualified
- Small SMD plastic package

1.3 Applications

- General-purpose switching and amplification

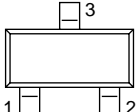
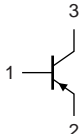
1.4 Quick reference data

Table 2. Quick reference data

| Symbol | Parameter | Conditions | Min | Typ | Max | Unit |
|-----------|---------------------------|--|-----|-----|------|------|
| V_{CE0} | collector-emitter voltage | open base | - | - | -45 | V |
| I_C | collector current | | - | - | -100 | mA |
| h_{FE} | DC current gain | $V_{CE} = -10\text{ V};$ $I_C = -2\text{ mA}$ | | | | |
| | h_{FE} group R | | 210 | - | 340 | |
| | h_{FE} group S | | 290 | - | 460 | |

2. Pinning information

Table 3. Pinning

| Pin | Description | Simplified outline | Graphic symbol |
|-----|-------------|---|---|
| 1 | base |  |  sym013 |
| 2 | emitter | | |
| 3 | collector | | |

3. Ordering information

Table 4. Ordering information

| Type number ^[1] | Package | | |
|----------------------------|---------|--|---------|
| | Name | Description | Version |
| 2PB709ARL | - | plastic surface-mounted package; 3 leads | SOT23 |
| 2PB709ASL | | | |
| 2PB709ARL/DG | | | |
| 2PB709ASL/DG | | | |

[1] /DG: halogen-free

4. Marking

Table 5. Marking codes

| Type number | Marking code ^[1] |
|--------------|-----------------------------|
| 2PB709ARL | SN* |
| 2PB709ASL | SL* |
| 2PB709ARL/DG | SS* |
| 2PB709ASL/DG | SZ* |

[1] * = -: made in Hong Kong
 * = p: made in Hong Kong
 * = t: made in Malaysia
 * = W: made in China

5. Limiting values

Table 6. Limiting values

In accordance with the Absolute Maximum Rating System (IEC 60134).

| Symbol | Parameter | Conditions | Min | Max | Unit |
|-----------|---------------------------|----------------------------------|-------|------|------|
| V_{CBO} | collector-base voltage | open emitter | - | -45 | V |
| V_{CEO} | collector-emitter voltage | open base | - | -45 | V |
| V_{EBO} | emitter-base voltage | open collector | - | -6 | V |
| I_C | collector current | | - | -100 | mA |
| I_{CM} | peak collector current | single pulse; $t_p \leq 1$ ms | - | -200 | mA |
| I_{BM} | peak base current | single pulse; $t_p \leq 1$ ms | - | -100 | mA |
| P_{tot} | total power dissipation | $T_{amb} \leq 25$ °C | [1] - | 250 | mW |
| T_j | junction temperature | | - | 150 | °C |
| T_{amb} | ambient temperature | | -55 | +150 | °C |
| T_{stg} | storage temperature | | -65 | +150 | °C |

[1] Device mounted on an FR4 Printed-Circuit Board (PCB), single-sided copper, tin-plated and standard footprint.

6. Thermal characteristics

Table 7. Thermal characteristics

| Symbol | Parameter | Conditions | Min | Typ | Max | Unit |
|---------------|---|-------------|-------|-----|-----|------|
| $R_{th(j-a)}$ | thermal resistance from junction to ambient | in free air | [1] - | - | 500 | K/W |

[1] Device mounted on an FR4 PCB, single-sided copper, tin-plated and standard footprint.

7. Characteristics

Table 8. Characteristics

$T_{amb} = 25$ °C unless otherwise specified.

| Symbol | Parameter | Conditions | Min | Typ | Max | Unit |
|-------------|--------------------------------------|--|-------|-----|------|------|
| I_{CBO} | collector-base cut-off current | $V_{CB} = -45$ V; $I_E = 0$ A | - | - | -10 | nA |
| | | $V_{CB} = -45$ V; $I_E = 0$ A; $T_j = 150$ °C | - | - | -5 | μA |
| I_{EBO} | emitter-base cut-off current | $V_{EB} = -5$ V; $I_C = 0$ A | - | - | -10 | nA |
| h_{FE} | DC current gain | $V_{CE} = -10$ V; $I_C = -2$ mA | | | | |
| | | h_{FE} group R | 210 | - | 340 | |
| | | h_{FE} group S | 290 | - | 460 | |
| V_{CEsat} | collector-emitter saturation voltage | $I_C = -100$ mA; $I_B = -10$ mA | [1] - | - | -500 | mV |

Table 8. Characteristics ...continued
 $T_{amb} = 25^{\circ}\text{C}$ unless otherwise specified.

| Symbol | Parameter | Conditions | Min | Typ | Max | Unit |
|--------|-----------------------|--|-----|-----|-----|------|
| f_T | transition frequency | $V_{CE} = -10\text{ V}$; $I_C = -1\text{ mA}$; $f = 100\text{ MHz}$ | | | | |
| | h_{FE} group R | | 70 | - | - | MHz |
| | h_{FE} group S | | 80 | - | - | MHz |
| C_c | collector capacitance | $V_{CB} = -10\text{ V}$; $I_E = I_e = 0\text{ A}$; $f = 1\text{ MHz}$ | - | - | 5 | pF |

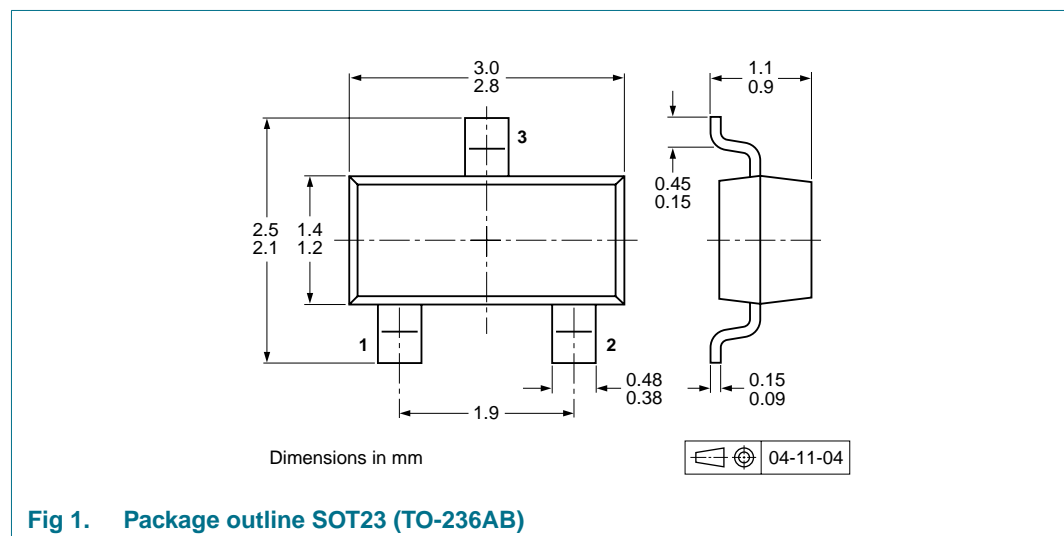
[1] Pulse test: $t_p \leq 300\text{ }\mu\text{s}$; $\delta \leq 0.02$.

8. Test information

8.1 Quality information

This product has been qualified in accordance with the Automotive Electronics Council (AEC) standard *Q101 - Stress test qualification for discrete semiconductors*, and is suitable for use in automotive applications.

9. Package outline



10. Packing information

Table 9. Packing methods

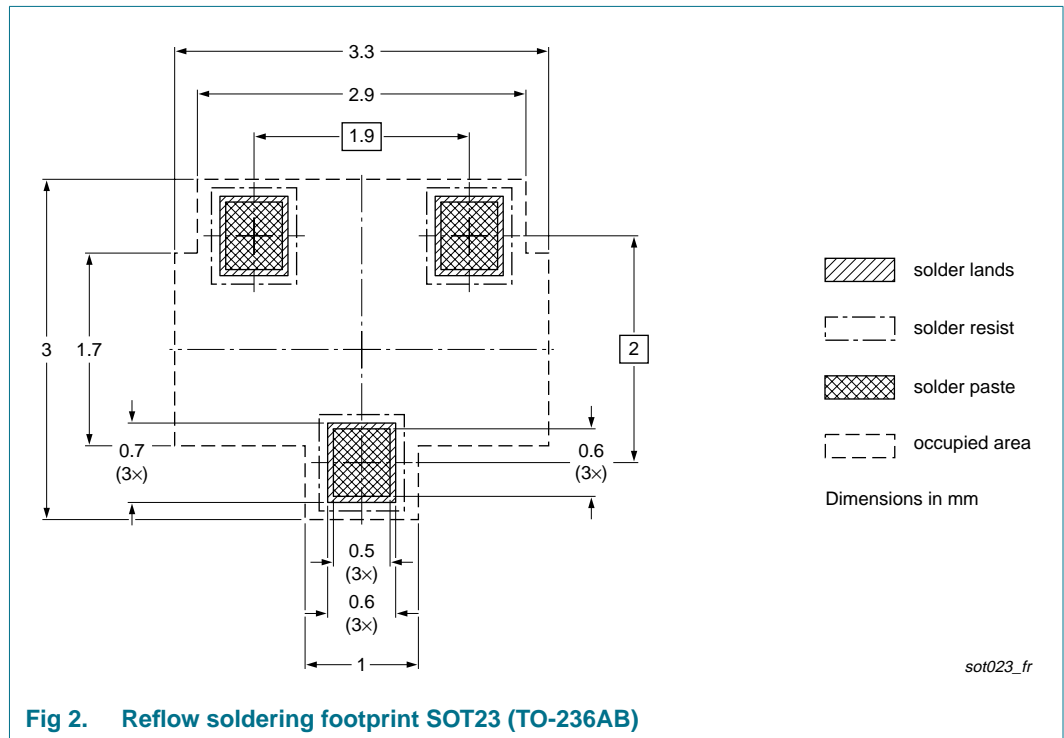
The indicated -xxx are the last three digits of the 12NC ordering code.^[1]

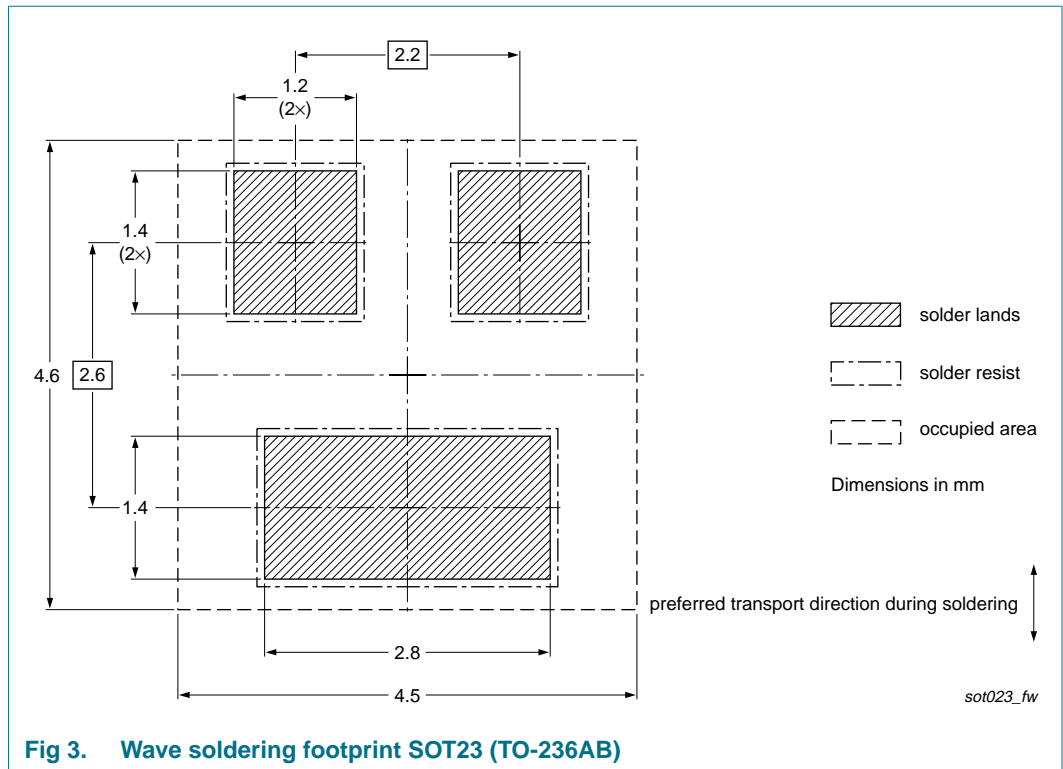
| Type number ^[2] | Package | Description | Packing quantity | |
|----------------------------|---------|--------------------------------|------------------|-------|
| | | | 3000 | 10000 |
| 2PB709ARL | SOT23 | 4 mm pitch, 8 mm tape and reel | -215 | -235 |
| 2PB709ASL | | | | |
| 2PB709ARL/DG | | | | |
| 2PB709ASL/DG | | | | |

[1] For further information and the availability of packing methods, see [Section 14](#).

[2] /DG: halogen-free

11. Soldering





12. Revision history

Table 10. Revision history

| Document ID | Release date | Data sheet status | Change notice | Supersedes |
|-------------|--------------|--------------------|---------------|------------|
| 2PB709AXL_1 | 20081112 | Product data sheet | - | - |

13. Legal information

13.1 Data sheet status

| Document status ^{[1][2]} | Product status ^[3] | Definition |
|-----------------------------------|-------------------------------|---|
| Objective [short] data sheet | Development | This document contains data from the objective specification for product development. |
| Preliminary [short] data sheet | Qualification | This document contains data from the preliminary specification. |
| Product [short] data sheet | Production | This document contains the product specification. |

[1] Please consult the most recently issued document before initiating or completing a design.

[2] The term 'short data sheet' is explained in section "Definitions".

[3] The product status of device(s) described in this document may have changed since this document was published and may differ in case of multiple devices. The latest product status information is available on the Internet at URL <http://www.nexperia.com>.

13.2 Definitions

Draft — The document is a draft version only. The content is still under internal review and subject to formal approval, which may result in modifications or additions. Nexperia does not give any representations or warranties as to the accuracy or completeness of information included herein and shall have no liability for the consequences of use of such information.

Short data sheet — A short data sheet is an extract from a full data sheet with the same product type number(s) and title. A short data sheet is intended for quick reference only and should not be relied upon to contain detailed and full information. For detailed and full information see the relevant full data sheet, which is available on request via the local Nexperia sales office. In case of any inconsistency or conflict with the short data sheet, the full data sheet shall prevail.

13.3 Disclaimers

General — Information in this document is believed to be accurate and reliable. However, Nexperia does not give any representations or warranties, expressed or implied, as to the accuracy or completeness of such information and shall have no liability for the consequences of use of such information.

Right to make changes — Nexperia reserves the right to make changes to information published in this document, including without limitation specifications and product descriptions, at any time and without notice. This document supersedes and replaces all information supplied prior to the publication hereof.

Suitability for use — Nexperia products are not designed, authorized or warranted to be suitable for use in medical, military, aircraft, space or life support equipment, nor in applications where failure or malfunction of a Nexperia product can reasonably be expected to result in personal injury, death or severe property or environmental

damage. Nexperia accepts no liability for inclusion and/or use of Nexperia products in such equipment or applications and therefore such inclusion and/or use is at the customer's own risk.

Applications — Applications that are described herein for any of these products are for illustrative purposes only. Nexperia makes no representation or warranty that such applications will be suitable for the specified use without further testing or modification.

Limiting values — Stress above one or more limiting values (as defined in the Absolute Maximum Ratings System of IEC 60134) may cause permanent damage to the device. Limiting values are stress ratings only and operation of the device at these or any other conditions above those given in the Characteristics sections of this document is not implied. Exposure to limiting values for extended periods may affect device reliability.

Terms and conditions of sale — Nexperia products are sold subject to the general terms and conditions of commercial sale, as published at <http://www.nexperia.com/profile/terms>, including those pertaining to warranty, intellectual property rights infringement and limitation of liability, unless explicitly otherwise agreed to in writing by Nexperia. In case of any inconsistency or conflict between information in this document and such terms and conditions, the latter will prevail.

No offer to sell or license — Nothing in this document may be interpreted or construed as an offer to sell products that is open for acceptance or the grant, conveyance or implication of any license under any copyrights, patents or other industrial or intellectual property rights.

Quick reference data — The Quick reference data is an extract of the product data given in the Limiting values and Characteristics sections of this document, and as such is not complete, exhaustive or legally binding.

13.4 Trademarks

Notice: All referenced brands, product names, service names and trademarks are the property of their respective owners.

14. Contact information

For more information, please visit: <http://www.nexperia.com>

For sales office addresses, please send an email to: salesaddresses@nexperia.com

15. Contents

| | | |
|-----------|--|----------|
| 1 | Product profile | 1 |
| 1.1 | General description | 1 |
| 1.2 | Features | 1 |
| 1.3 | Applications | 1 |
| 1.4 | Quick reference data | 1 |
| 2 | Pinning information | 2 |
| 3 | Ordering information | 2 |
| 4 | Marking | 2 |
| 5 | Limiting values | 3 |
| 6 | Thermal characteristics | 3 |
| 7 | Characteristics | 3 |
| 8 | Test information | 4 |
| 8.1 | Quality information | 4 |
| 9 | Package outline | 4 |
| 10 | Packing information | 5 |
| 11 | Soldering | 5 |
| 12 | Revision history | 7 |
| 13 | Legal information | 8 |
| 13.1 | Data sheet status | 8 |
| 13.2 | Definitions | 8 |
| 13.3 | Disclaimers | 8 |
| 13.4 | Trademarks | 8 |
| 14 | Contact information | 8 |
| 15 | Contents | 9 |



Стандарт Электрон Связь

Мы молодая и активно развивающаяся компания в области поставок электронных компонентов. Мы поставляем электронные компоненты отечественного и импортного производства напрямую от производителей и с крупнейших складов мира.

Благодаря сотрудничеству с мировыми поставщиками мы осуществляем комплексные и плановые поставки широчайшего спектра электронных компонентов.

Собственная эффективная логистика и склад в обеспечивает надежную поставку продукции в точно указанные сроки по всей России.

Мы осуществляем техническую поддержку нашим клиентам и предпродажную проверку качества продукции. На все поставляемые продукты мы предоставляем гарантию .

Осуществляем поставки продукции под контролем ВП МО РФ на предприятия военно-промышленного комплекса России , а также работаем в рамках 275 ФЗ с открытием отдельных счетов в уполномоченном банке. Система менеджмента качества компании соответствует требованиям ГОСТ ISO 9001.

Минимальные сроки поставки, гибкие цены, неограниченный ассортимент и индивидуальный подход к клиентам являются основой для выстраивания долгосрочного и эффективного сотрудничества с предприятиями радиоэлектронной промышленности, предприятиями ВПК и научно-исследовательскими институтами России.

С нами вы становитесь еще успешнее!

Наши контакты:

Телефон: +7 812 627 14 35

Электронная почта: sales@st-electron.ru

Адрес: 198099, Санкт-Петербург,
Промышленная ул, дом № 19, литера Н,
помещение 100-Н Офис 331