

Control and signalling
units 30 mm

Harmony Style 9

9001 K/SK

Catalog
January

2006



Control and signalling units Ø 30 9001 Type K / SK

Pushbuttons, switches and pilot lights:

■ General	2-5
■ Characteristics	6-7
■ Momentary Push Buttons -- Non-Illuminated	8
■ Momentary Push Buttons -- Illuminated	9
■ Selector Switches -- Non-Illuminated -- Complete Assemblies, Contact Blocks Included	10
■ Selector Switches -- Non-Illuminated -- Complete Assemblies, Order Contact Blocks Separately	11-12
■ Selector Switches -- Non-Illuminated -- Order Handles and Contact Blocks Separately	13
■ Selector Switches -- Illuminated -- Order Contact Blocks Separately	14
■ Selector Switches -- Key Operated -- Complete Assemblies, Contact Blocks Included	15
■ Selector Switches -- Key Operated -- Order Contact Blocks Separately	16
■ Pilot Lights -- Incandescent Lamps	17
■ Pilot Lights -- LED Lamps	18
■ Pilot Lights -- Push-to-Test	19
■ Mushroom Operators -- Non-Illuminated, Momentary	20
■ Mushroom Operators -- Non-Illuminated, Push-Pull	21
■ Mushroom Operators -- Illuminated, Push-Pull	22

Specialty Operators

■ Joystick Controllers	23
■ Selector Pushbutton Operators	23
■ Dual Function Operator	23
■ Potentiometer Operators	23
■ Key Operated Pushbuttons	23
■ Mechanically Interlocked Pushbuttons	23

Accessories and Dimensions

■ Contact Blocks, Light Modules, Lamps	24
■ Caps and Knobs	25
■ Legend Plates	26
■ Lockouts, Guards, Closing Plates, Tools, Wobble Stick, Break Glass Operator	27
■ Boots, Flush Plates, Enclosures	28
■ Dimensions	29 - 34

Application


■ Selector Switch Contact Sequence	35
■ Contact Block Mounting and Operating	36

Separate Components




Complete Units

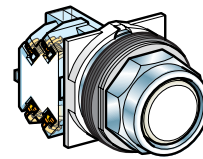
Pushbuttons, spring return, non-illuminated



Flush push
9001KR1●●● & 9001SKR1●●● See page 8

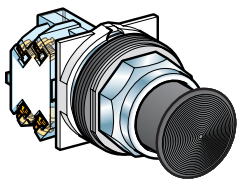


Projecting push
9001KR3●●● & 9001SKR3●●● See page 8

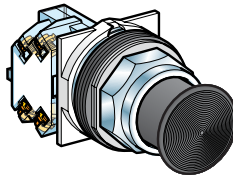


Recessed push (high guard)
9001KR2●●● & 9001SKR2●●● See page 8


Mushroom head pushbuttons



Spring return Ø 35 or Ø 57
9001KR2●●● & 9001SKR2●●● See page 20

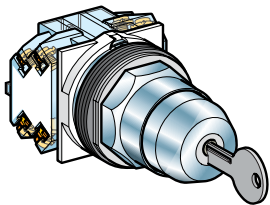


Latching Ø 41
9001KR●●● & 9001SKR●●● See page 21

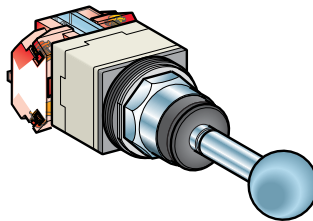


Emergency stop
9001KR●●● & 9001SKR●●● See page 20 & 21

Key switches and joystick controllers



Key Selectors
9001KS●●● (metal only) See page 13



Joystick controllers
9001K●●● (metal only) See page 23

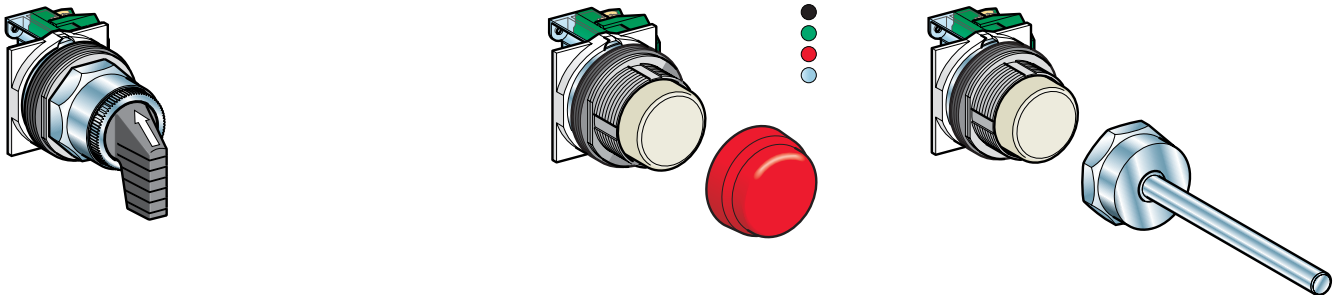
Separate Components



Complete Units

Selector switches

Booted pushbuttons and wobble stick



Selector switches, non-illuminated
9001KS●●● & 9001SKS●●● See page 10

Booted pushbuttons
9001KR●●● + 9001KU● See page 8 & 28

Wobble stick
9001 KR●●● + 9001 K8 See page 8 & 27

Separate Components



Complete Units

Pilot lights



BA 9s super bright LED
9001KP●●● & 9001SKP●●● See page 18

BA 9s incandescent
9001KP●●● & 9001SKP●●● See page 14

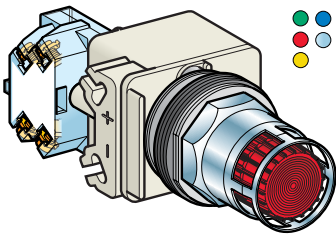
Separate Components



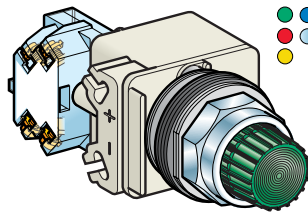
Complete Units

Combined contact and light functions

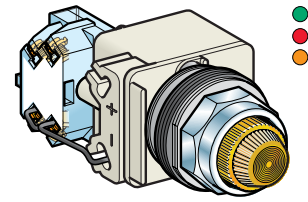
Illuminated pushbuttons, spring return



Flush push, super bright LED
9001K●L●●● & 9001K●L●●● See page 9

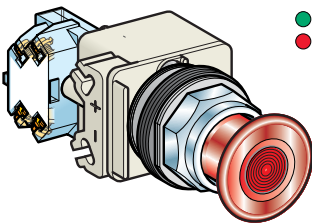


Projecting push
9001K2L●●● & 9001K2L●●● See page 9

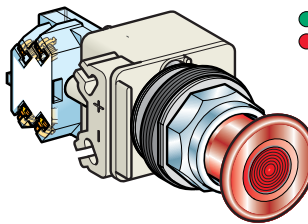


"Push to test", projecting push
9001KT●●●31 & 9001KT●●●31 See page 19

Ø 41 mushroom head illuminated pushbuttons,

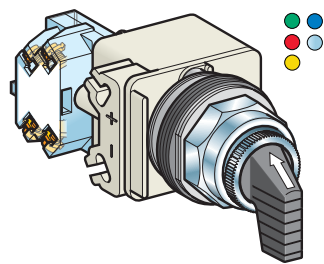


2-position, push-pull
9001KR9P●●● & 9001KR9P●●● See page 22



3-position, push pull
9001KR8P●●● & 9001KR8P●●● See page 22

Selector switches, illuminated

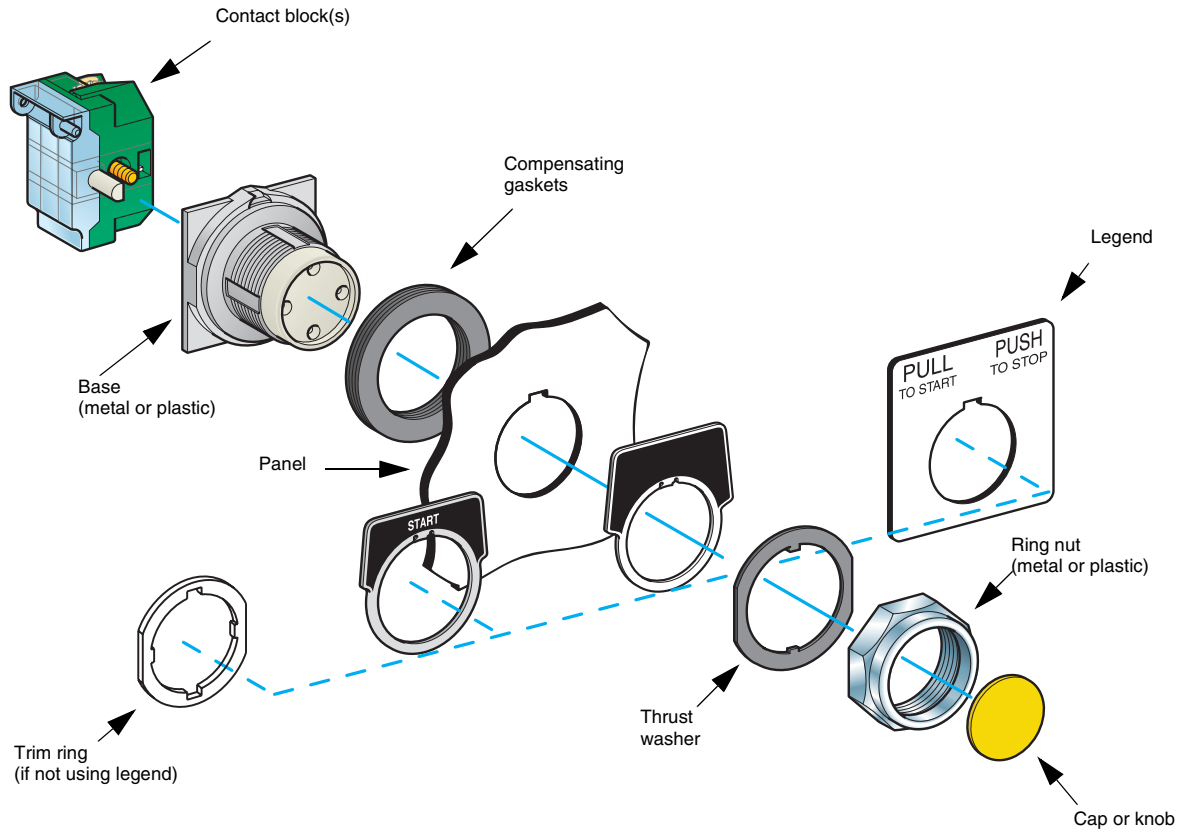


9001K●●● & 9001K●●● See page 12

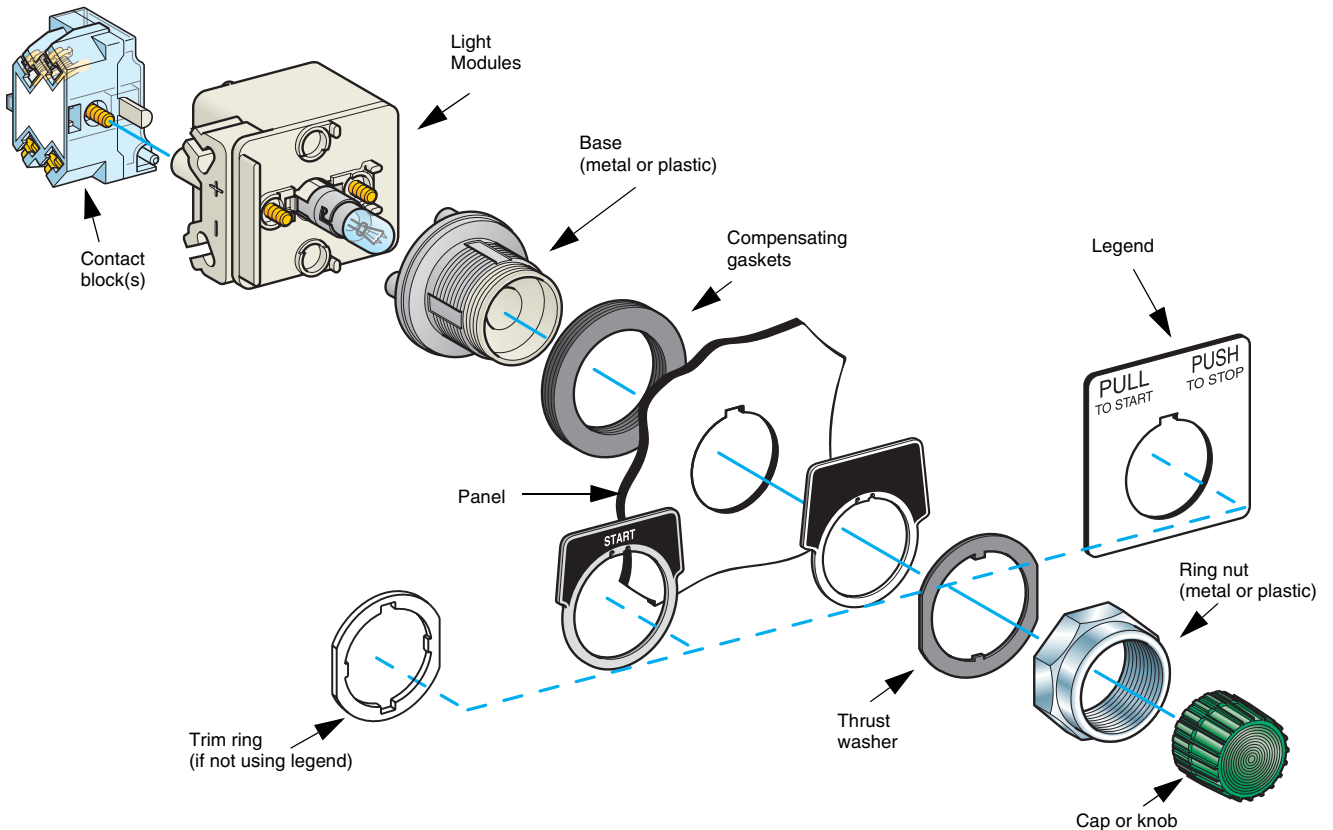
Control and signalling units Ø 30

Harmony® Style 9
 Component Assembly
 9001K (metal) / SK (plastic)

Non-illuminated



Illuminated



Environment			
Conforming to standards			IEC 947-1, IEC 947-5-1, IEC 947-5-4, EN 60947-5-1, JIS C 4520 and 852, UL 508, CSA C22-2 n° 14
Product certifications			UL508, NEMA A600-Q600
Protective treatment standard version			"TC"
Ambient air temperature around the device	Storage	° C	- 40...+ 70
	Operation	° C	- 25...+ 70
Vibration resistance	Conforming to IEC 68-2-6	gn	Frequency: 2 to 500 Hz: 7 Ford Standard EA-1
Shock resistance	Conforming to IEC 68-2-27	gn	Half sine wave: 50 gn
Electric shock protection	Conforming to IEC 536		Class II
Degree of protection for the chromium metal bezel range	Conforming to IEC 529 & NF C 20-010		IP 66
	Conforming to NEMA		Types 1, 2, 3, 3R, 4, 6, 12 and 13
Degree of protection for the plastic bezel range	Conforming to IEC 529 & NF C 20-010		IP 66
	Conforming to NEMA		Types 1, 2, 3, 3R, 4, 4X, 12 and 13
Mechanical life (in millions of operating cycles)	Pushbuttons, spring return		5
	Illuminated pushbuttons		5
	Selector switches and key switches		0.5
Mounting position			All positions

Electrical characteristics of contact blocks				
Rated operational characteristics	~ AC-15		3 A, 240 V	
	--- DC-13		0.55 A, 125 V	
Rated insulation voltage	Conforming to IEC 947-1	V	Ui = 250 degree of pollution 3 (except pilot lights with incandescent bulb: degree of pollution 2)	
Rated impulse withstand voltage	Conforming to IEC 947-1	kV	Uimp = 2.5	
Contact material	Normal environment and usage		Silver alloy	
Contact operation	"N/C" or "N/O"		Slow break	
Positive operation	Conforming to IEC 947-5-2	N	N/C contact(s) with positive opening operation	
Short-circuit protection	Conforming to IEC 947-5-1	A	Cartridge fuse mounted upstream: 10	
Cabling capacity	Conforming to IEC 947-1	mm ² mm ²	Screw clamp terminals (cross headed or slotted screw) Mini: 1 x 0.22 Maxi: 2 x 1.5 Recommended tightening torque: 0.8 N.m	
Thermal current	Ith	A	10	
Maximum operation current	a.c. supply: utilization category AC-15	V A VA	Contact making capacity	
			120 60 7200	240 30 7200
		V A VA	Breaking capacity	
			120 6 720	240 3 720
d.c. supply: utilization category DC-13	V A	Contact making capacity and breaking capacity		
		125 0.55	250 0.27	600 0.1

Control and signalling units Ø 30







Harmony® Style 9

Pushbuttons with plastic or chromium plated metal bezel

Complete units 9001K / SK, with screw clamp terminals

9001 Momentary Push Buttons - Non-Illuminated



		Metal (base and ring nut)			Plastic (base and ring nut)		
							
		Flush	High Guard	Projecting	Flush	High Guard	Projecting
Multi-Color (1)							
7 color inserts included (1)	Without contacts	9001KR1U	9001KR2U	9001KR3U	9001SKR1U	9001SKR2U	9001SKR3U
	1 N/O	9001KR1UH5	9001KR2UH5	9001KR3UH5	9001SKR1UH5	9001SKR2UH5	9001SKR3UH5
	1 N/C	—	—	—	—	—	—
	1 C/O	9001KR1UH13	9001KR2UH13	9001KR3UH13	9001SKR1UH13	9001SKR2UH13	9001SKR3UH13
Black							
Without contacts	Without contacts	9001KR1B	—	9001KR3B	9001SKR1B	—	—
	1 N/O	9001KR1BH5	—	9001KR3BH5	9001SKR1BH5	—	—
	1 N/C	9001KR1BH6	—	—	9001SKR1BH6	—	—
	1 C/O	9001KR1BH13	—	9001KR3BH13	9001SKR1BH13	—	—
Green							
Without contacts	Without contacts	9001KR1G	—	—	9001SKR1G	—	—
	1 N/O	9001KR1GH5	9001KR2GH5	—	9001SKR1GH5	9001SKR2GH5	—
	1 N/C	—	—	—	—	—	—
	1 C/O	9001KR1GH13	—	—	9001SKR1GH13	—	—
Red							
Without contacts	Without contacts	9001KR1R	9001KR2R	9001KR3R	9001SKR1R	—	9001SKR3R
	1 N/O	9001KR1RH5	—	—	—	—	—
	1 N/C	9001KR1RH6	—	9001KR3RH6	9001SKR1RH6	—	9001SKR3RH6
	1 C/O	9001KR1RH13	—	9001KR3RH13	9001SKR1RH13	—	—

1) Includes black, red, green, yellow, orange, blue, and white inserts.

Control and signalling units Ø 30

Harmony® Style 9

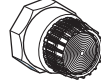
Pushbuttons with plastic or chromium plated metal bezel

Complete units 9001 K / SK, with screw clamp terminals

9001 Momentary Push Buttons - Illuminated

Metal (base and ring nut)

Plastic (base and ring nut)



		Metal (base and ring nut)			Plastic (base and ring nut)	
		Full Plastic Guard	No Guard	Extended Metal Guard	Full Plastic Guard	No Guard
Super Bright LED (BA9s included)						
24 Vac-dc						
Includes 1 C/O contact (H13 suffix only)	Red	9001K1L35LRRH13	9001K2L35LRRH13	9001K3L35LRRH13	9001SK1L35LRR	9001SK2L35LRR
	Green	9001K1L35LGGH13	9001K2L35LGGH13	9001K3L35LGGH13	9001SK1L35LGG	9001SK2L35LGG
	Amber	9001K1L35LYAH13	9001K2L35LYAH13	9001K3L35LYAH13	9001SK1L35LYA	9001SK2L35LYA
48 Vac-dc						
Includes 1 C/O contact (H13 suffix only)	Red	9001K1L36LRRH13	9001K2L36LRRH13	9001K3L36LRRH13	9001SK1L36LRR	9001SK2L36LRR
	Green	9001K1L36LGGH13	9001K2L36LGGH13	9001K3L36LGGH13	9001SK1L36LGG	9001SK2L36LGG
	Amber	9001K1L36LYAH13	9001K2L36LYAH13	9001K3L36LYAH13	9001SK1L36LYA	9001SK2L36LYA
120 Vac-dc						
Includes 1 C/O contact (H13 suffix only)	Red	9001K1L38LRRH13	9001K2L38LRRH13	9001K3L38LRRH13	9001SK1L38LRR	9001SK2L38LRR
	Green	9001K1L38LGGH13	9001K2L38LGGH13	9001K3L38LGGH13	9001SK1L38LGG	9001SK2L38LGG
	Amber	9001K1L38LYAH13	9001K2L38LYAH13	9001K3L38LYAH13	9001SK1L38LYA	9001SK2L38LYA
Direct Supply, Incandescent (BA9s included)						
24 Vac-dc						
Includes 1 C/O contact (H13 suffix only)	Red	—	9001K2L35RH13	9001K3L35RH13	—	9001SK2L35RH13
	Green	—	9001K2L35GH13	9001K3L35GH13	—	9001SK2L35GH13
	Amber	—	9001K2L35AH13	9001K3L35AH13	—	9001SK2L35AH13
	Blue	—	9001K2L35LH13	9001K3L35LH13	—	9001SK2L35LH13
	White	—	9001K2L35WH13	9001K3L35WH13	—	9001SK2L35WH13
	Clear	—	9001K2L35CH13	9001K3L35CH13	—	—
48 Vac-dc						
Includes 1 C/O contact (H13 suffix only)	Red	—	9001K2L36RH13	9001K3L36RH13	—	9001SK2L36RH13
	Green	—	9001K2L36GH13	9001K3L36GH13	—	9001SK2L36GH13
	Amber	—	9001K2L36AH13	9001K3L36AH13	—	9001SK2L36AH13
	Blue	—	9001K2L36LH13	—	—	9001SK2L36LH13
	White	—	9001K2L36WH13	—	—	9001SK2L36WH13
120 Vac-dc						
Without contacts or cap	—	—	9001K2L38	—	—	—
Includes 1 C/O contact (H13 suffix only)	Red	—	9001K2L38RH13	9001K3L38RH13	—	9001SK2L38RH13
	Green	—	9001K2L38GH13	9001K3L38GH13	—	9001SK2L38GH13
	Blue	—	9001K2L38LH13	9001K3L38LH13	—	9001SK2L38AH13
	Amber	—	9001K2L38AH13	9001K3L38AH13	—	9001SK2L38LH13
	White	—	9001K2L38WH13	9001K3L38WH13	—	9001SK2L38WH13
	Clear	—	9001K2L38CH13	9001K3L38CH13	—	—
Transformer, Incandescent (BA9s included)						
120 Vac						
Without contacts or cap	—	9001K1L1	9001K2L1	—	9001SK1L1	9001SK2L1
Includes 1 C/O contact (H13 suffix only)	Red	9001K1L1RH13	9001K2L1RH13	9001K3L1RH13	—	—
	Green	9001K1L1GH13	9001K2L1GH13	9001K3L1GH13	9001SK1L1GH13	—
	Amber	—	—	9001K3L1AH13	—	—
230 Vac-dc						
Includes 1 C/O contact (H13 suffix only)	Red	—	9001K2L7RH13	9001K3L7RH13	—	9001SK2L7RH13
	Green	—	9001K2L7GH13	9001K3L7GH13	—	9001SK2L7GH13
	Amber	—	9001K2L7AH13	9001K3L7AH13	—	9001SK2L7AH13
	Blue	—	9001K2L7LH13	9001K3L7LH13	—	9001SK2L7LH13
	White	—	9001K2L7WH13	9001K3L7WH13	—	9001SK2L7WH13
	Clear	—	9001K2L7CH13	9001K3L7CH13	—	—


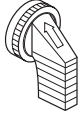




































Control and signalling units Ø 30

Harmony® style 9

Selector switches with plastic or chromium plated metal bezel

Complete units 9001 K / SK

9001 Selector Switches -- Non-Illuminated -- Complete Assemblies, Contact Blocks Included

				Metal (base and ring nut)		Plastic (base and ring nut)	
				All handles are plastic		All handles are plastic	
							
	Contact Mounted on Side	Contact Block Included (2)	Contact Status 1 = closed 0 = open	Standard Black Handle (1)	Long Black Handle (1)	Standard Black Handle (1)	Long Black Handle (1)
2 Position							
Stay put							
	1	9001KA2	 0 1	9001KS11BH5	9001KS11FBH5	—	—
	2	9001KA2	 0 1	—	9001KS11FBH36	—	—
	1	9001KA1	 1 0 0 1	9001KS11BH1	—	9001SKS11BH1	—
	2	9001KA1	 1 0 0 1	9001KS11BH13	9001KS11FBH13	9001SKS11BH13	—
	both sides	Quantity of 2 9001KA1	 1 0 0 1 1 0 0 1	9001KS11BH2	—	9001SKS11BH2	—
Spring return, right to left							
	2	9001KA1	 0 1 1 0	—	9001KS34FBH13	—	—
3 Position							
Stay put							
	1	9001KA1	 1 0 0 0 0 1	9001KS43BH1	—	—	—
	2	9001KA1	 1 0 0 0 0 1	—	9001KS43FBH13	9001SKS43BH13	—
	both sides	Quantity of 2 9001KA1	 1 0 0 0 0 1 1 0 0 0 0 1	9001KS43BH2	9001KS43FBH2	9001SKS43BH2	—
Stay put							
	Side 2	9001KA3	 1 0 0 0 1 0	—	9001KS46FBH28	—	—
	Side 1	9001KA1	 0 1 0 0 0 1	—	—	—	—
	Side 2	9001KA1	 1 0 0 0 0 1	9001KS46BH89	9001KS46FBH89	9001SKS46BH89	9001SKS46FBH89
	Side 1	9001KA3	 1 0 0 0 1 0	—	—	—	—
Spring return left to center							
	2	9001KA1	 1 0 0 0 0 1	—	9001KS63FBH13	—	—
	both sides	Quantity of 2 9001KA1	 1 0 0 0 0 1 1 0 0 0 0 1	—	9001KS63FBH2	—	—
Spring return, right and left to center							
	2	9001KA1	 1 0 0 0 0 1	—	9001KS53FBH13	—	—
	both sides	Quantity of 2 9001KA1	 1 0 0 0 0 1 1 0 0 0 0 1	—	9001KS53FBH2	—	—
4 Position							
Stay put							
				—	—	—	—

(1) For alternate handle colors, see page 13 and 25.

(2) For alternate contact configurations, see pages 11-13, and pages 35 and 36.

Other contact configurations are available. Please consult your Regional Sales Office.










































































Control and signalling units Ø 30

Harmony® style 9

Selector switches with plastic or chromium plated metal bezel

Assemblies 9001 K / SK

9001 Selector Switches -- Non-Illuminated -- Assemblies, Order Contact Blocks Separately

				Metal (base and ring nut)		Plastic (base and ring nut)		
				All handles are plastic		All handles are plastic		
Contact Mounted on Side	Contact Block Options (order separately from page 24).	Contact Status 1 = closed 0 = open	Standard Black Handle (1)	Long Black Handle (1)	Standard Black Handle (1)	Long Black Handle (1)		
2 Position								
Stay put								
	1 or 2	9001KA1  or 9001KA2 	9001KA3 	 1 0  0 1	9001KS11B	9001KS11FB	9001SKS11B	9001SKS11FB
	1 or 2	9001KA1  or 9001KA2 	9001KA3 	 0 1  1 0	9001KS12B	—	9001SKS12B	—
Spring return, left to right								
	1 or 2	9001KA1  or 9001KA2 	9001KA3 	 1 0  0 1	9001KS25B	—	—	—
Spring return, right to left								
	1 or 2	9001KA1  or 9001KA2 	9001KA3 	 0 1  1 0	9001KS34B	9001KS34FB	—	9001SKS34FB
3 Position								
Stay put								
	2	9001KA1  or 9001KA2 	9001KA3 	 1 0 0  0 1 1	9001KS42B	—	9001SKS42B	—
	1	9001KA1  or 9001KA2 	9001KA3 	 0 0 1  1 1 0	—	—	—	—
	1 or 2	9001KA1  or 9001KA2 	9001KA3 	 1 0 0  0 0 1	9001KS43B	9001KS43FB	9001SKS43B	9001SKS43FB
	1 or 2	9001KA1  or 9001KA2 	9001KA3 	 0 0 1  0 1 0	9001KS44B	—	—	—
Stay put								
	2	9001KA1  or 9001KA2 	9001KA3 	 1 0 0  0 0 1	9001KS46B	9001KS46FB	9001SKS46B	—
	1	9001KA1  or 9001KA2 	9001KA3 	 0 1 0  0 0 1	—	—	—	—
	2	9001KA1  or 9001KA2 	9001KA3 	 1 0 0  0 1 1	9001KS49B	—	—	—
	1	9001KA1  or 9001KA2 	9001KA3 	 1 0 1  0 1 0	—	—	—	—

(1) For alternate handle colors, see page 13 and 25.

(2) For alternate contact configurations, see pages 11-13, and pages 35 and 36.

Other contact configurations are available. Please consult your Regional Sales Office.

Control and signalling units Ø 30

Harmony® style 9

Selector switches with plastic or chromium plated metal bezel

Assemblies 9001 K / SK

9001 Selector Switches -- Non-Illuminated -- Assemblies, Order Contact Blocks Separately

				Metal (base and ring nut)		Plastic (base and ring nut)	
				All handles are plastic		All handles are plastic	
Contact Mounted on Side	Contact Block Options (2) (order separately from page 24).	Contact Status 1 = closed 0 = open		Standard Black Handle (1)	Long Black Handle (1)	Standard Black Handle (1)	Long Black Handle (1)
3 Position (continued)							
Stay put							
	2	9001KA1 	9001KA3 		9001KS401B	—	—
		or	9001KA2 				
	1	9001KA1 	9001KA3 		—	—	—
		or	9001KA2 				
Spring return left to center							
	1 or 2	9001KA1 	9001KA3 		9001KS63B	9001KS63FB	9001SKS63B
		or	9001KA2 				
	1 or 2	9001KA1 	9001KA3 		—	9001KS64FB	—
		or	9001KA2 				
Spring return right to center							
	2	9001KA1 	9001KA3 		9001KS72B	—	—
		or	9001KA2 				
	1	9001KA1 	9001KA3 		—	—	—
		or	9001KA2 				
	1 or 2	9001KA1 	9001KA3 		9001KS73B	—	—
		or	9001KA2 				
Spring return, right and left to center							
	2	9001KA1 	9001KA3 		9001KS52B	—	—
		or	9001KA2 				
	1	9001KA1 	9001KA3 		—	—	—
		or	9001KA2 				
	1 or 2	9001KA1 	9001KA3 		9001KS53B	9001KS53FB	9001SKS53B
		or	9001KA2 				
4 Position							
Stay put							
	2	9001KA1 	9001KA3 		9001KS88B	9001KS88FB	9001SKS88B
		or	9001KA2 				
	1	9001KA1 	9001KA3 		—	—	—
		or	9001KA2 				

(1) For alternate handle colors, see page 25.

(2) For alternate contact configurations, see page 35 and page 36.

Other contact configurations are available. Please consult your Regional Sales Office.

Control and signalling units Ø 30

Harmony® style 9

Selector switches with plastic or chromium plated metal bezel

Assemblies 9001 K / SK

9001 Selector Switches -- Non-Illuminated -- Order Handles and Contact Blocks Separately

						Metal (base and ring nut) All handles are plastic	Plastic(base and ring nut) All handles are plastic
		For Contact Mounted on Side	Contact Block Options (order separately from page 25)	Contact Status 1 = closed 0 = open	Order Handle Separately (see page 25).	Order Handle Separately (see page 25).	
3 Position							
Stay put							
	1 or 2	9001KA1 	or 9001KA2 	 1 0 0 1	9001KS11	9001SKS11	
2 Position							
Stay put							
	2	9001KA1 	or 9001KA2 	 1 0 0 0 1 1	9001KS42	—	
	1	9001KA1 	or 9001KA2 	 0 0 1 1 1 0			
	1 or 2	9001KA1 	or 9001KA2 	 1 0 0 0 0 1	9001KS43	9001SKS43	
	2	9001KA1 	or 9001KA2 	 1 0 0 0 0 1	9001KS46	—	
1	9001KA1 	or 9001KA2 	 0 1 0 0 0 1				
Spring return left to center							
	1 or 2	9001KA1 	or 9001KA2 	 1 0 0 0 0 1	9001KS63	—	
Spring return right to center							
					—	—	
Spring return, right and left to center							
	2	9001KA1 	or 9001KA2 	 1 0 0 0 1 1	9001KS52	—	
	1	9001KA1 	or 9001KA2 	 0 0 1 1 1 0			
	1 or 2	9001KA1 	or 9001KA2 	 1 0 0 0 0 1	9001KS53	—	
	2	9001KA1 	or 9001KA2 	 1 0 0 0 0 0 1 0	9001KS88	—	
1	9001KA1 	or 9001KA2 	 0 0 0 1 0 1 0 0				
4 Position							
Stay put							
	2	9001KA1 	or 9001KA2 	 1 0 0 0 0 0 1 0	9001KS88	—	
	1	9001KA1 	or 9001KA2 	 0 0 0 1 0 1 0 0			

For alternate contact configurations, see page 35 and page 36.

Control and signalling units Ø 30

Harmony® style 9

Selector switches with plastic or chromium plated metal bezel

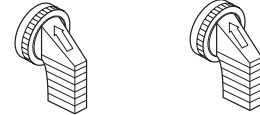
Assemblies 9001 K / SK

9001 Selector Switches - Illuminated Assemblies - Super Bright LED's Included, Order Contact Blocks Separately



Metal (base and ring nut) Plastic (base and ring nut)

All handles are plastic



	For Contact Mounted on Side	Contact Block Options (order separately from page 24).	Contact Status 1 = closed 0 = open	Voltage	Super Bright LED Color	Long Handle (except where noted)	Long Handle
2 Position							
Stay put							
	1 or 2	9001KA1 or 9001KA2	9001KA3 1 0	24 Vac-dc	Green	9001K11J35LGFG	9001SK11J35LGFG
			9001KA3 0 1		Red	9001K11J35LRFR	9001SK11J35LRFR
			9001KA3 0 1		Amber	9001K11J35LYFA	9001SK11J35LYFA
	1 or 2	9001KA1 or 9001KA2	9001KA3 1 0	110 - 120 V	No Handle	9001K11J	—
			9001KA3 1 0		Green	9001K11J1LG ▲	—
			9001KA2 0 1		Red	9001K11J1LR ▲	—
					Amber	—	—
Spring return, right to left							
	1 or 2	9001KA1 or 9001KA2	9001KA3 0 1	24 Vac-dc	Green	9001K34J35LGFG	9001SK34J35LGFG
			9001KA3 1 0		Red	9001K34J35LRFR	9001SK34J35LRFR
			9001KA2 1 0		Amber	9001K34J35LYFA	9001SK34J35LYFA
3 Position							
Stay put							
	1 or 2	9001KA1 or 9001KA2	9001KA3 1 0 0	24 Vac-dc	Green	9001K43J35LGFG	9001SK43J35LGFG
			9001KA3 0 0 1		Red	9001K43J35LRFR	9001SK43J35LRFR
			9001KA3 0 0 1		Amber	9001K43J35LYFA	9001SK43J35LYFA
	2	9001KA1 or 9001KA2	9001KA3 1 0 0	24 Vac-dc	Red	9001K46J35LGFG	9001SK46J35LGFG
			9001KA3 0 0 1		Green	9001K46J35LRFR	9001SK46J35LRFR
			9001KA3 0 1 0		Amber	9001K46J35LYFA	9001SK46J35LYFA
	1	9001KA1 or 9001KA2	9001KA3 0 0 1	24 Vac-dc	Green	9001K63J35LGFG	9001SK63J35LGFG
			9001KA3 1 0 0		Red	9001K63J35LRFR	9001SK63J35LRFR
			9001KA2 0 0 1		Amber	9001K63J35LYFA	9001SK63J35LYFA
Spring return left to center							
	1 or 2	9001KA1 or 9001KA2	9001KA3 1 0 0	24 Vac-dc	Green	9001K63J35LGFG	9001SK63J35LGFG
			9001KA3 1 0 0		Red	9001K63J35LRFR	9001SK63J35LRFR
			9001KA2 0 0 1		Amber	9001K63J35LYFA	9001SK63J35LYFA
Spring return right to center							
				24 Vac-dc	Green	—	—
					Red	—	—
					Amber	—	—
Spring return, right and left to center							
	1 or 2	9001KA1 or 9001KA2	9001KA3 1 0 0	24 Vac-dc	Green	9001K53J35LGFG	9001SK53J35LGFG
			9001KA3 0 0 1		Red	9001K53J35LRFR	9001SK53J35LRFR
			9001KA2 0 0 1		Amber	9001K53J35LYFA	9001SK53J35LYFA
4 Position							
Stay put							
	2	9001KA1 or 9001KA2	9001KA3 1 0 0 0	24 Vac-dc	Red	9001K88J35LGFG	9001SK88J35LGFG
			9001KA3 0 0 1 0		Green	9001K88J35LRFR	9001SK88J35LRFR
			9001KA3 0 0 0 1		Amber	9001K88J35LYFA	9001SK88J35LYFA
	1	9001KA1 or 9001KA2	9001KA3 0 1 0 0	24 Vac-dc	Green	9001K88J35LRFR	9001SK88J35LRFR
			9001KA3 0 1 0 0		Red	9001K88J35LRFR	9001SK88J35LRFR
			9001KA2 0 1 0 0		Amber	9001K88J35LYFA	9001SK88J35LYFA

▲ Provided with standard handle and incandescent bulb. Other contact configurations are available. Please consult your Regional Sales Office.

Control and signalling units Ø 30

Harmony® style 9

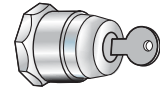
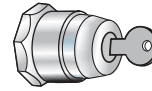
Selector switches with plastic or chromium plated metal bezel

Complete units

9001 Selector Switches -- Key Operated -- Complete Assemblies, Contact Blocks Included

Metal (base and ring nut)

821106



	Contact Mounted on Side	Contact Block Included	Contact Status 1 = closed 0 = open	E10 Key	Ronis Key
2 Position					
Stay put, key withdraw left					
	2	9001KA2	 0 1	9001KS11K1H36	9001KS11K1H36R
	2	9001KA1	 1 0 0 1	9001KS11K1H13	9001KS11K1H13R
Stay put, key withdraw left and right					
	2	9001KA1	 1 0 0 1	9001KS11K3H13	9001KS11K3H13R
3 Position					
Stay put, key withdraw center					
	both sides	Quantity of 2 9001KA1	 1 0 0 0 0 1 1 0 0 0 0 1	9001KS43K5H2	9001KS43K5H2R
Spring return right & left to center, key withdraw center					
	both sides	Quantity of 2 9001KA1	 1 0 0 0 0 1 1 0 0 0 0 1	9001KS53K5H2	9001KS53K5H2R
4 Position					

Other contact configurations are available. Please consult your Regional Sales Office.

Control and signalling units Ø 30

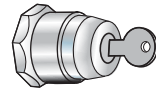
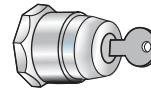
Harmony® style 9

Selector switches with plastic or chromium plated metal bezel

Complete units 9001 K

9001 Selector Switches -- Key Operated -- Order Contact Blocks Separately

Metal (base and ring nut)



	For Contact Mounted on Side	Contact Block Options (order separately from page 36).	Contact Status 1 = closed 0 = open	E10 Key	Ronis Key
2 Position					
Stay put, key withdraw left					
	1 or 2	9001KA1 	or	9001KA3 	9001KS11K1
				9001KA2 	9001KS11K1R
				1 0 0 1	
Stay put, key withdraw right					
	1 or 2	9001KA1 	or	9001KA3 	9001KS11K2
				9001KA2 	—
				1 0 0 1	
Stay put, key withdraw left & right					
	1 or 2	9001KA1 	or	9001KA3 	9001KS11K3
				9001KA2 	9001KS11K3R
				1 0 0 1	
Spring return, right to left, key withdraw right					
	1 or 2	9001KA1 	or	9001KA3 	9001KS34K1
				9001KA2 	—
				0 1 1 0	
3 Position					
Stay put, key withdraw left, center, right					
	1 or 2	9001KA1 	or	9001KA3 	9001KS43K10
				9001KA2 	—
				1 0 0 0 0 1	
Stay put, key withdraw center					
	1 or 2	9001KA1 	or	9001KA3 	9001KS43K5
				9001KA2 	9001KS43K5R
				1 0 0 0 0 1	
Spring return, right and left to center, key withdraw center					
	1 or 2	9001KA1 	or	9001KA3 	9001KS53K5
				9001KA2 	9001KS53K5R
				1 0 0 0 0 1	
4 Position					
Stay put, key withdraw all positions					
	2	9001KA1 	or	9001KA3 	9001KS88K14
				9001KA2 	—
				1 0 0 0 0 0 1 0	
	1	9001KA1 	or	9001KA3 	9001KS88K14
				9001KA2 	—
				0 0 0 1 0 1 0 0	

Other contact configurations are available. Please consult your Regional Sales Office.



Control and signalling units Ø 30

Harmony® style 9

Pilot lights with plastic or chromium plated metal bezel

Complete units 9001 K / SK, with screw clamp terminal

9001 Pilot Lights - Incandescent Lamps (BA9s lamp included)

		Metal (base and ring nut)		Plastic (base and ring nut)	
					
Reference Voltage		Lens Cap Color	Plastic Dome Lens Cap	Plastic Dome Lens Cap	
No voltage - Head Only					
	No light module	No lens cap	9001KP	9001SKP	
12-14 Vac/dc					
	Full voltage	No lens cap	—	—	
		Amber	9001KP32A9	9001SKP32A9	
		Green	9001KP32G9	9001SKP32G9	
		Blue	9001KP32L9	9001SKP32L9	
		Red	9001KP32R9	9001SKP32R9	
		White	9001KP32W9	9001SKP32W9	
24-28 Vac/dc					
	Full voltage	No lens cap	9001KP35	9001SKP35	
		Amber	9001KP35A9	9001SKP35A9	
		Green	9001KP35G9	9001SKP35G9	
		Blue	9001KP35L9	9001SKP35L9	
		Red	9001KP35R9	9001SKP35R9	
		White	9001KP35W9	9001SKP35W9	
48 Vac/dc					
	Full voltage	No lens cap	—	—	
		Amber	9001KP36A9	9001SKP36A9	
		Green	9001KP36G9	9001SKP36G9	
		Blue	9001KP36L9	9001SKP36L9	
		Red	9001KP36R9	9001SKP36R9	
		White	9001KP36W9	9001SKP36W9	
120 Vac/dc					
	Full voltage / resistor	No lens cap	9001KP38	9001SKP38	
		Amber	9001KP38A9	9001SKP38A9	
		Clear	—	—	
		Green	9001KP38G9	9001SKP38G9	
		Blue	9001KP38L9	9001SKP38L9	
		Red	9001KP38R9	9001SKP38R9	
		White	9001KP38W9	9001SKP38W9	
110-120 Vac, 50-60 Hz					
	Transformer	No lens cap	9001KP1	9001SKP1	
		Amber	9001KP1A9	9001SKP1A9	
		Clear	—	—	
		Green	9001KP1G9	9001SKP1G9	
		Blue	9001KP1L9	9001SKP1L9	
		Red	9001KP1R9	9001SKP1R9	
		White	9001KP1W9	9001SKP1W9	
240 Vac/dc					
	Resistor	No lens cap	—	—	
		Amber	9001KP25A9	9001SKP25A9	
		Clear	—	—	
		Green	9001KP25G9	9001SKP25G9	
		Blue	9001KP25L9	9001SKP25L9	
		Red	9001KP25R9	9001SKP25R9	
		White	9001KP25W9	9001SKP25W9	
220-240 Vac, 50-60 Hz					
	Transformer	No lens cap	9001KP7	—	
		Amber	9001KP7A9	9001SKP7A9	
		Clear	—	—	
		Green	9001KP7G9	9001SKP7G9	
		Blue	9001KP7L9	9001SKP7L9	
		Red	9001KP7R9	9001SKP7R9	
		White	9001KP7W9	9001SKP7W9	
380-480 Vac, 50-60 Hz					
	Transformer	No lens cap	9001KP5	—	
		Amber	9001KP5A9	9001SKP5A9	
		Green	9001KP5G9	9001SKP5G9	
		Blue	9001KP5L9	9001SKP5L9	
		Red	9001KP5R9	9001SKP5R9	
		White	9001KP5W9	9001SKP5W9	
550-600 Vac, 50-60 Hz					
	Transformer	No lens cap	—	—	
		Amber	9001KP6A9	9001SKP6A9	
		Green	9001KP6G9	9001SKP6G9	
		Blue	9001KP6L9	9001SKP6L9	
		Red	9001KP6R9	9001SKP6R9	
		White	9001KP6W9	9001SKP6W9	
Open Voltage (0 - 600 volts - no bulb supplied)					
	Direct voltage	No lens cap	9001KP40A9	9001SKP40A9	
		Clear	9001KP40C9	9001SKP40C9	
		Green	9001KP40G9	9001SKP40G9	
		Blue	9001KP40L9	9001SKP40L9	
		Red	9001KP40R9	9001SKP40R9	
		White	—	—	

Control and signalling units Ø 30

Harmony® style 9

Pilot lights with plastic or chromium plated metal bezel

Complete units 9001 K / SK, with screw clamp terminal

9001 Pilot Lights - Superbright LED Lamps (BA9s lamp included)



Metal
(base and ring nut)



Plastic
(base and ring nut)



Reference Voltage	Lens Cap Color	Plastic Dome Lens Cap	Plastic Dome Lens Cap
Superbright LED (BA9s lamp included)			
24-28 Vac/dc			
Full voltage	No lens cap	9001KP35	9001SKP35
	Amber	9001KP35LYA9	9001SKP35LYA9
	Green	9001KP35LGG9	9001SKP35LGG9
	Blue	9001KP35LLL9	9001SKP35LLL9
	Red	9001KP35LRR9	9001SKP35LRR9
	White	9001KP35LWW9	9001SKP35LWW9
48 Vac/dc			
Full voltage	No lens cap	—	—
	Amber	9001KP36LYA9	9001SKP36LYA9
	Green	9001KP36LGG9	9001SKP36LGG9
	Blue	9001KP36LLL9	9001SKP36LLL9
	Red	9001KP36LRR9	9001SKP36LRR9
	White	9001KP36LWW9	9001SKP36LWW9
120 Vac/dc			
Full voltage / resistor	No lens cap	9001KP38	9001SKP38
	Amber	9001KP38LYA9	9001SKP38LYA9
	Green	9001KP38LGG9	9001SKP38LGG9
	Blue	9001KP38LLL9	9001SKP38LLL9
	Red	9001KP38LRR9	9001SKP38LRR9
	White	9001KP38LWW9	9001SKP38LWW9

Control and signalling units Ø 30

Harmony® Style 9

Pilot lights with plastic or chromium plated metal bezel
Complete units 9001 K / SK, with screw clamp terminals

9001 Pilot Lights “Push to test”



Metal (base and ring nut)

Plastic (base and ring nut)



No Guard

No Guard

Super Bright LED (BA9s included)

24 Vac-dc

No color cap			9001SKT35
Includes 1 C/O contact	Red	9001KT35LRR31	9001SKT35LRR31
Includes 1 C/O contact	Green	9001KT35LGG31	9001SKT35LGG31
Includes 1 C/O contact	Amber	9001KT35LYA31	9001SKT35LYA31

48 Vac-dc

No color cap			9001SKT36
Includes 1 C/O contact	Red	9001KT36LRR31	9001SKT36LRR31
Includes 1 C/O contact	Green	9001KT36LGG31	9001SKT36LGG31
Includes 1 C/O contact	Amber	9001KT36LYA31	9001SKT36LYA31

120 Vac-dc

No color cap			9001SKT38
Includes 1 C/O contact	Red	9001KT38LRR31	9001SKT38LRR31
Includes 1 C/O contact	Green	9001KT38LGG31	9001SKT38LGG31
Includes 1 C/O contact	Amber	9001KT38LYA31	9001SKT38LYA31

Incandescent (BA9s included)

120 Vac

No color cap		9001KT1	9001SKT1
Includes 1 C/O contact	Red	9001KT1R31	9001SKT1R31
Includes 1 C/O contact	Green	9001KT1G31	9001SKT1G31
Includes 1 C/O contact	Amber	9001KT1A31	9001SKT1A31

Control and signalling units Ø 30

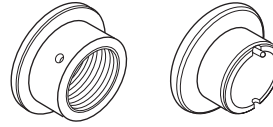
Harmony® Style 9

Mushroom Operators

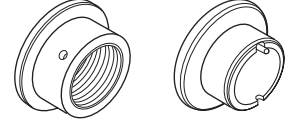
Mushroom Operators - Non-Illuminated



Metal (base and ring nut)



Plastic (base and ring nut)



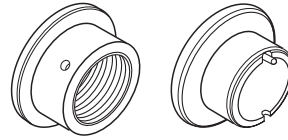
	Knob (1)			Metal (base and ring nut)		Plastic (base and ring nut)	
	Diameter	Color	Contact (2)	Screw In Knob with Set Screw	Snap in Knob	Screw In Knob with Set Screw	Snap in Knob
Momentary Spring Return							
	None	None	None	9001KR20			
	35mm	Red	None	9001KR24R	9001KR4R	9001SKR24R	9001SKR4R
	35mm	Red	1 N/C	9001KR24RH6	9001KR4RH6	—	9001SKR4RH6
	35mm	Red	1 C/O	9001KR24RH13	9001KR4RH13	9001SKR24RH13	—
	35mm	Red - marked "Emergency Stop"	1 N/C	—	9001KR4R05H6	—	9001SKR4R05H6
	35mm	Green	None	9001KR24G	—	—	—
	35mm	Black	None	9001KR24B	9001KR4B	—	—
	35mm	Black	1 C/O	9001KR24BH13	—	9001SKR24BH13	—
	57mm	Red	None	9001KR25R	9001KR5R	9001SKR25R	9001SKR5R
	57mm	Red	1 N/C	—	9001KR5RH6	—	9001SKR5RH6
	57mm	Red	1 C/O	9001KR25RH13	9001KR5RH13	9001SKR25RH13	—
	57mm	Red - marked "Emergency Stop"	None	—	9001KR5R05	—	—
	57mm	Red - marked "Emergency Stop"	1 N/C	—	9001KR5R05H6	—	9001SKR5R05H6
	57mm	Red - marked "Emergency Stop"	1 C/O	—	9001KR5R05H13	—	—
	57mm	Green	None	9001KR25G	—	—	—
	57mm	Black	None	9001KR25B	9001KR5B	—	—
	57mm	Black	1 C/O	9001KR25BH13	—	9001SKR25BH13	—

Note: 1) Knob provided except where marked "none". Alternate knobs can be selected from page 25.
 2) Contact mounting side and sequence is noted on page 36.

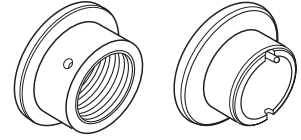
Mushroom Operators - Non-Illuminated



Metal (base and ring nut)



Plastic (base and ring nut)



	Knob (1)		Contact (2)	Metal (base and ring nut)		Plastic (base and ring nut)	
	Diameter	Color		Screw In Knob	Snap in Knob	Screw In Knob	Snap in Knob
2 Position - "Push-Pull"							
	None	none	None	9001KR9		9001SKR9	
	35mm	Red	1 N/C	9001KR9R20H6		9001SKR9R20H6	
	41mm	Red	None	9001KR9R		9001SKR9R	
	41mm	Red	1 N/C	9001KR9RH6		9001SKR9RH6	
	41mm	Red	2 N/C	9001KR9RH8		—	
	41mm	Red	1 C/O	9001KR9RH13		9001SKR9RH13	
	41mm	Red - marked "Emergency Stop"	None	9001KR9R05		9001SKR9R05	
	41mm	Red - marked "Emergency Stop"	1 C/O	9001KR9R05H13		—	
	41mm	Green	None	9001KR9G		—	
	41mm	Black	1 C/O	9001KR9BH13		9001SKR9BH13	
	41mm with set screw	Red	1 C/O	9001KR9R94H13		—	
	57mm	red	1 N/C	9001KR9R21H6		9001SKR9R21H6	
3 Position - "Pull/spring return - center/maintained - push/spring return"							
	None	None	None	9001KR8		9001SKR8	
	41mm	Red	None	9001KR8R		9001SKR8R	
	41mm	Red	1 N/C + 1 N/C late break	9001KR8RH25		9001SKR8RH25	
	41mm	Red - marked "Emergency Stop"	1 N/C + 1 N/C late break	9001KR8R05H25		9001SKR8R05H25	
	41mm	Green	None	9001KR8G		—	
	41mm	Black	1 N/C + 1 N/C late break	9001KR8BH25		9001SKR8BH25	

Note: 1) Knob provided except where marked "none". Alternate knobs can be selected from page 22.
 2) Contact mounting side and sequence is noted on page 36.

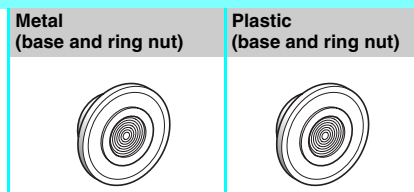
Control and signalling units Ø 30

Harmony® Style 9

Mushroom Operators

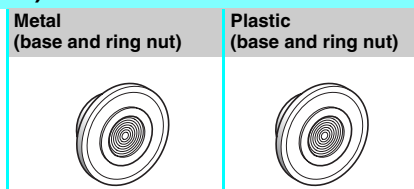
Illuminated -- Incandescent lamps or Superbright LED's

Mushroom Operators -- Illuminated Incandescent (BA9s lamp included)



Knob Diameter	Voltage	Color	Contact		
2 Position -- "Push-Pull"					
41mm	24-28 Vac/dc	Red	1 C/O	9001KR9P35RH13	—
41mm	24-28 Vac/dc	Red	1 N/C + 1 N/C late break	9001KR9P35RH25	9001SKR9P35RH25
none	110-120 Vac transformer	None	none	9001KR9P1	—
41mm	110-120 Vac transformer	Red	none	9001KR9P1R	9001SKR9P1R
41mm	110-120 Vac transformer	Red	1 C/O	9001KR9P1RH13	9001SKR9P1RH13
41mm	120 Vac/dc	Red	1 N/C + 1 N/C late break	9001KR9P38RH25	9001SKR8P35RH25
41mm	110-120 Vac transformer	Green	none	9001KR9P1G	—
41mm	220-240 Vac transformer	Red	1 N/C + 1 N/C late break	9001KR9P7RH25	9001SKR9P7RH25
3 Position -- Pull/spring return - center/maintained - push/spring return					
41mm	24-28 Vac/dc	Red	1 N/C + 1 N/C late break	9001KR8P35RH25	9001SKR8P35RH25
None	110-120 Vac transformer	None	None	9001KR8P1	—
41mm	110-120 Vac transformer	Red	None	9001KR8P1R	—
41mm	110-120 Vac transformer	Red	1 N/C + 1 N/C late break	9001KR8P1RH25	—
41mm	120 Vac/dc	Red	1 N/C + 1 N/C late break	9001KR8P38RH25	9001SKR8P38RH25
41mm	110-120 Vac transformer	Green	None	9001KR8P1G	—
41mm	110-120 Vac transformer	Green	1 N/C + 1 N/C late break	9001KR8P1GH25	—
41mm	220-240 Vac transformer	Red	1 N/C + 1 N/C late break	9001KR8P7RH25	9001SKR8P7RH25

Mushroom Operators -- Illuminated Super bright LED (BA9s lamp included)



Knob Diameter	Voltage	Color	Contact		
2 Position -- "Push-Pull"					
41mm	24-28 Vac/dc	red	none	9001KR9P35LRR	9001SKR9P35LRR
41mm	24-28 Vac/dc	green	none	9001KR9P35LGG	9001SKR9P35LGG
41mm	48 Vac/dc	red	none	9001KR9P36LRR	9001SKR9P36LRR
41mm	48 Vac/dc	green	none	9001KR9P36LGG	9001SKR9P36LGG
41mm	120 Vac/dc	red	none	9001KR9P38LRR	9001SKR9P38LRR
41mm	120 Vac/dc	green	none	9001KR9P38LGG	9001SKR9P38LGG
3 Position -- Pull/spring return - center/maintained - push/spring return					
41mm	24-28 Vac/dc	red	none	9001KR8P35LRR	9001SKR8P35LRR
41mm	24-28 Vac/dc	green	none	9001KR8P35LGG	9001SKR8P35LGG
41mm	48 Vac/dc	red	none	9001KR8P36LRR	9001SKR8P36LRR
41mm	48 Vac/dc	green	none	9001KR8P36LGG	9001SKR8P36LGG
41mm	120 Vac/dc	red	none	9001KR8P38LRR	9001SKR8P38LRR
41mm	120 Vac/dc	green	none	9001KR8P38LGG	9001SKR8P38LGG

NOTES:

1) Contact mounting side and sequence is noted on page 13.

Control and signalling units Ø 30

Harmony® Style 9

Specialty Operators

with plastic or chromium plated metal bezel
Complete units 9001 K / SK, with screw clamp terminals

9001 Joystick Controllers



Metal (base and ring nut) Plastic (base and ring nut)

	Contacts	80mm Shaft	
3 Position Spring Return			
Vertical Action	Without Contacts	9001K31	—
Vertical Action	2 N/C	9001K31H8	—
Horizontal Action	Without Contacts	9001K71	—
Horizontal Action	2 N/O	9001K71H7	—
5 Position Spring Return			
Vertical & Horizontal Action, with Latch	Without Contacts	9001K34	—
Vertical & Horizontal Action	Without Contacts	9001K35	—
Vertical & Horizontal Action	2 C/O	9001K35H2	—
3 Position Stay Put			
Vertical Action	Without Contacts	9001K73	—

9001 Key Operated Pushbutton - Extended Guard



Pushbutton operable only with key in lock.
Key is removable in locked position only.

Contacts	Metal (base and ring nut)	Plastic (base and ring nut)
Without Contacts	9001KR131	—

9001 Potentiometer Operators - Operator with Single Pot and Dial Plate Legend




Ohms	Contacts	Metal (base and ring nut)	Plastic (base and ring nut)
1000	Without Contacts	9001K2105	—
2500	Without Contacts	9001K2106	9001SK2106
5k	Without Contacts	9001K2107	9001SK2107
10k	Without Contacts	9001K2108	9001SK2108

Selector Operator - Black Knob, without Contact Block



Quantity and Type	F — Free D — Depressed	Mount on Side	1 — Contact Closed 0 — Contact Open				Metal (base and ring nut)	Plastic (base and ring nut)
			Left		Right			
			F	D	F	D		
1 9001KA1		# 2	0	0	1	0	9001KQ11B	
			0	1	0	1		
1 9001KA1		# 1	0	0	1	1	9001KQ14B	
			0	1	0	0		
1 9001KA1		# 2	1	1	1	0	9001KQ14B	
			0	0	0	1		
1 9001KA1		# 1	1	0	1	1	9001KQ14B	
			0	1	0	0		

Momentary Dual Function Operator - without Contact Blocks



Universal color
(2 inserts each of black, red and green)

Contacts	Metal (base and ring nut)	Plastic (base and ring nut)
Without Contacts	9001K2105	—

Mechanically Interlocked



Metal (base and ring nut)			Plastic (base and ring nut)		
Flush	Projecting	High Guard	Flush	Projecting	High Guard

Both Buttons Maintained

Multi-Color	Metal (base and ring nut)	Plastic (base and ring nut)
7 color inserts included (1) 1 C/O on each operator	9001KR11UH1H1	9001SKR11UH1H1
One Spring Return, One Latching		
Multi-Color	Metal (base and ring nut)	Plastic (base and ring nut)
7 color inserts included (1) 1 C/O on each operator	9001KR12UH1H1	9001SKR12UH1H1

Note: (1) Two of each color: black, red, green, yellow, orange, blue, white.

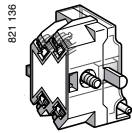
Control and signalling units Ø 30

Harmony® Style 9

Contact blocks, light modules, and lamps

9001 Contacts and Light Modules

Contact Blocks

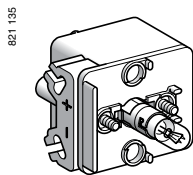


Standard		N/O	N/C	C/O	Reference
	Positive opening	—	—	1	9001KA1
	—	1	—	—	9001KA2
	Positive opening	—	1	—	9001KA3
	Late break	—	—	1	9001KA4
	Late break	—	1	—	9001KA5
	Early make	1	—	—	9001KA6
Logic Reed	Hermetically sealed				
		—	—	1	9001KA41
		1	—	—	9001KA42
		—	1	—	9001KA43
		2	—	—	9001KA45
Power Reed	Hermetically sealed				
		—	—	1	9001KA51
		1	—	—	9001KA52
		—	1	—	9001KA53

Alternate Action Module - Contact blocks mounted behind 9001K85 exhibit push on - push off action

					Reference
NOTE: N/O circuits require KA4 or KA6 blocks	—	—	—	—	9001K85

Light Modules





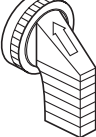




Resistor	Type	Lamp	Supply Voltage	Color	Reference
	Incandescent	BA9s	12-14 Vac-dc	—	9001KM32
			24 Vac-dc	—	9001KM35
			120 Vac-dc	—	9001KM38
			230 Vac-dc	—	9001KM25
	Super Bright LED	BA9s	24 Vac-dc	—	—
			120 Vac-dc	Green	9001KM38LG
			120 Vac-dc	Red	9001KM38LR
			230 Vac-dc	—	—
Transformer					
	Incandescent	BA9s	120 Vac	—	9001KM1
			230 Vac	—	9001KM7
			380-480 Vac-dc	—	9001KM5
Shallow Depth - resistor					
	Incandescent	BA9s	24-28 Vac-dc	—	9001KM55
			110-120 Vac-dc	—	9001KM58
	LED	BA9s	24 Vac-dc	Red	9001KM55LR
			24 Vac-dc	Green	9001KM55LG
			24 Vac-dc	Yellow	9001KM55LY
			120 Vac-dc	Red	9001KM58LR
			120 Vac-dc	Green	9001KM58LG
			120 Vac-dc	Yellow	9001KM58LY

Other Accessories



Description	Application	Diameter	Color •	Sold in lots of	Reference
Super Bright LED Bulbs					
	24 V 9001•••35L• or 48 V 9001•••36L• or 120 V 9001•••38L•		Red	1	6508805210
			Green	1	6508805212
			Amber	1	6508805211
			Blue	1	6508805213
			White	1	6508805214
LED Bulbs					
	120 V 9001•••1L• or 380 V 9001•••S• or 230 V 9001•••7•		Red	1	6508805201
			Yellow	1	6508805202
			Green	1	6508805203
Incandescent Bulbs					
Resistor Light Modules	12 V - code 32			1	2550101037
	24 V - code 35			1	2550101002
	48 V - code 36			1	2550101025
	120 V - code 38			1	2550101027
Transformer Light Modules	120 V - code 1			1	2550101020
	230 V - code 7			1	2550101020
	380 V - code 6			1	2550101020
	600 V - code 6			1	2550101020

9001 Component Accessories - Caps and Knobs




		For use on 9001	Color	Reference	
For Illuminated Pushbuttons					
Standard Lens					
		K1L, K2L, K3L, SK1L, SK2L	Red	9001R7	
			Green	9001G7	
			Blue	9001L7	
			Amber	9001A7	
			Yellow	9001Y7	
			White	9001W7	
			Clear	9001C7	
For Selector Switch					
Standard Knob					
		K and SK selector switches	Black	9001B11	
			Red	9001R8	
			Green	9001G8	
			Blue	9001L8	
			Yellow	9001Y8	
	White	9001W8			
Long Knob					
		K and SK selector switches	Black	9001B25	
			Red	9001R24	
			Green	9001G24	
			Blue	9001L24	
			Yellow	9001Y24	
	White	9001W24			
For Pilot Lights					
Dome Lens (standard)					
		KP, KT, SKP, SKT	Red	9001R9	
			Green	9001G9	
			Blue	9001L9	
			Amber	9001A9	
			Yellow	9001Y9	
			White	9001W9	
	Clear	9001C9			
Fresnel Lens					
		KP, KT, SKP, SKT	Red	9001R31	
			Green	9001G31	
			Blue	9001L31	
			Amber	9001A31	
			Yellow	9001Y31	
			White	9001W31	
			Clear	9001C31	
For non-Illuminated Mushroom Operators					
	35mm Snap-In	KR4, SKR4	Red	9001K16R	
			Green	9001K16G	
			Black	9001K16B	
	35mm with Set Screw	KR24, SKR24	Red	9001K92R	
	41mm with Set Screw		KR8, KR9, SKR8, SKR9	Red	9001K94R
	57mm with Set Screw			Red	9001K93R
57mm Snap-In	KR5, SKR5	Red	9001K17R		
		Green	9001K17G		
For Illuminated Mushroom Operators					
	41mm	KR8, KR9, SKR8, SKR9	Red	9001R22	
			Yellow	9001Y22	
			Green	9001G22	
	57mm	K2L, SK2L	Red	9001R21	
For Push Button Operators					
set of 7 color caps (black, green, red, yellow, blue, white, orange)				9001T8U	

Control and signalling units Ø 30

Harmony® Style 9

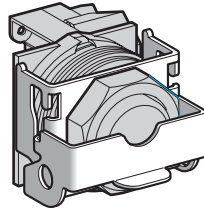
Accessories - Legend Plates

9001 Legends

		Metal		Plastic
				
		For Metal or Plastic Operators Size 1 40 x 43 mm	For Metal or Plastic Operators Size 2 44 x 50 mm	For Plastic Operators Size 1 57 x 57 mm
Unmarked	Marking	Reference	Reference	Reference
	black background	9001KN200	9001KN300	9001KN100BP
	red background	9001KN200R	9001KN300R	—
	white background	—	—	9001KN100WP
English Text		Black Background (unless noted)	Black Background (unless noted)	White Background (unless noted)
	START	9001KN201	9001KN301	9001KN101WP
	STOP	9001KN202 ▲	9001KN302 ▲	9001KN102RP ▲
	ON	9001KN203	9001KN303	9001KN103WP
	OFF	9001KN204 ▲	9001KN304 ▲	9001KN104WP
	EMERGENCY STOP	9001KN205 ▲	9001KN305 ▲	9001KN105RP ▲
	FORWARD	9001KN206	—	9001KN106WP
	REVERSE	9001KN207	—	9001KN107WP
	CLOSE	9001KN208	9001KN308	9001KN108WP
	OPEN	9001KN209	9001KN309	9001KN109WP
	DOWN	9001KN210	9001KN310	9001KN110WP
	UP	9001KN211	9001KN311	9001KN111WP
	SLOW	9001KN213	—	9001KN113WP
	HIGH	9001KN214	—	9001KN114WP
	LOW	9001KN215	—	9001KN115WP
	JOG	9001KN218	9001KN318	—
	RESET	9001KN223	9001KN323	9001KN133WP
	RUN	9001KN224	9001KN324	—
	POWER ON	9001KN238	9001KN338	—
	MAN. - AUTO.	9001KN243	9001KN343	—
	OFF - ON	9001KN244	9001KN344	9001KN144WP
	ON - OFF	9001KN245	9001KN345	9001KN145WP
	OPEN - CLOSE	9001KN246	—	9001KN146WP
	START - STOP	9001KN251	—	—
	HAND - OFF - AUTO	9001KN260	9001KN360	9001KN160WP
	AUTO - OFF - HAND	—	9001KN358	—
	MAN. - OFF - AUTO.	9001KN262	9001KN362	—
	FORWARD - REV.	9001KN239	—	—
	FORWARD - OFF - REV.	9001KN259	—	—
	PULL TO START/PUSH TO STOP	9001KN279	9001KN379	9001KN179WP
French Text				
	MARCHE	9001KN201F	—	9001KN101WPF
	ARRET	9001KN202F ▲	—	9001KN102WPF
	AVANT	9001KN206F	—	9001KN106WPF
	ARRIERE	9001KN207F	—	9001KN107WPF
	FERME	9001KN208F	—	9001KN108WPF
	OUVERT	9001KN209F	—	9001KN109WPF
	BAS	9001KN210F	—	9001KN110WPF
	HAUT	9001KN211F	—	9001KN111WPF
	VITE	9001KN214F	—	9001KN114WPF
	LENT	9001KN215F	—	9001KN115WPF
	REARMEMENT	9001KN223F	—	9001KN179WPF
Custom Engraved				
	Order reference and specify text	9001KN299	9001KN399	9001KN199WP
	Maximum characters per line:	14	12	16
	Maximum lines:	1	2	2
Circular Legends (plastic - yellow background)				
Ø 90 mm	EMERGENCY STOP	—	—	9001KN8330
Ø 76 mm	EMERGENCY STOP	—	—	9001KN7330

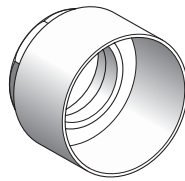
▲ Red background

Lockouts



Description	Type	Reference
Selector Switch (standard knob)		9001K7
Push Button (non-illuminated)		9001K6
Mushroom Operator		9001K62
Illuminated Pushbuttons		9001K108

Guards



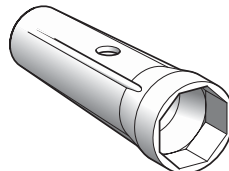
Description	Type	Reference
Mushroom Operator: 41mm	aluminium	9001K48
Mushroom Operator: 41mm	yellow plastic	9001K56YM
Mushroom Operator: 41mm	red plastic	9001K56RM
Mushroom Operator: 57mm (screw in knob)	aluminium	9001K685
Mushroom Operator: 57mm (snap in knob)	aluminium	9001K68

Closing Plates



Description	Type	Reference
	gray	9001K51
	chrome	9001K52

Tools



Description	Type	Reference
For contact blocks & light modules	screwdriver	9001K69
For ring nuts (30mm & 22mm XB5)	wrench	9001K95
For boots	wrench	9001K1

Wobble Stick



Description	Type	Reference
For any momentary push button	—	9001K8

Break Glass Operator



Description	Type	Reference
Operator, glass, hammer	—	9001K15
Pack of 5 replacement glass discs	—	9001K57

Control and signalling units Ø 30

Harmony® Style 9

Accessories - Boots, flush plates, and enclosures

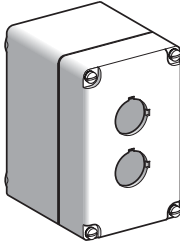
Boots

	Color	Reference
For Push Button		
	Black	9001KU1
	Red	9001KU2
	Blue	9001KU3
	Green	9001KU5
	Yellow	9001KU6
	Clear	9001KU7
For Selector Switch		
	Standard Knob	9001KU17
	Long Handle	9001KU18
For Illuminated Push Button		
		9001KU37

Flush Plates

	# of Units	Metal	Plastic
Stainless steel, NEMA Type 1	Single	9001K25	
Stainless steel, NEMA Type 1	Two	9001K26	

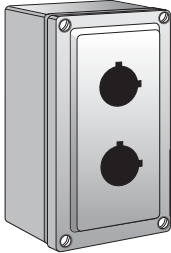
Enclosures

	Conduit Threads	NEMA ratings	no of 30mm holes	Reference
Aluminum				
	NPT	1,3,4,6,12,13	1	9001KY1
			2	9001KY2
			3	9001KY3
			4	9001KY4
	Metric	1,3,4,6,12,13	1	9001TY1
			2	9001TY2
			3	9001TY3
			4	9001TY4

Stainless Steel

	Knockout	1,3,4,4X,13	1	9001KYSS1
			2	9001KYSS2
			3	9001KYSS3
			4	9001KYSS4

Plastic

	Knockout	1,3,4,4X,13	1	9001SKY1
			2	9001SKY2
			3	9001SKY3

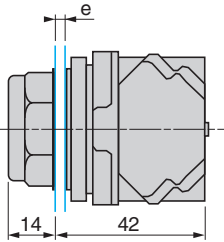
Dimensions

Pushbuttons

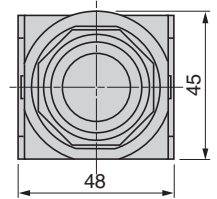
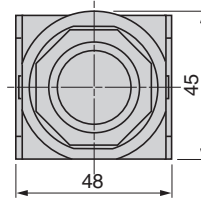
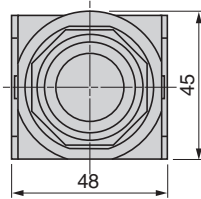
Flush push 9001 KR1●●●, 9001 SKR1●●●

Projecting push 9001 KR3●●●, 9001 SKR3●●●

Projecting push with high guard 9001 KR2●●●, 9001 SKR2●●●



e: panel thickness 1 to 6 mm

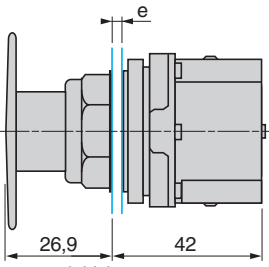


Mushroom head pushbuttons

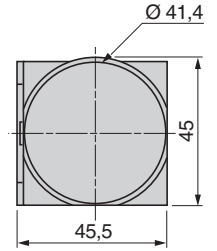
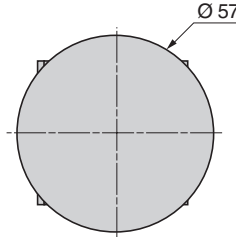
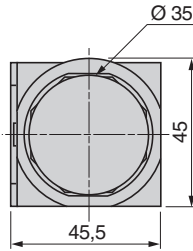
Spring return 9001 KR24●H13, 9001 SKR24●H13

9001 KR25●H13, 9001 SKR25●H13, 9001 KR5R05H6, 9001 SKR5R05H6

Push-pull 9001 KR9R●●●, 9001 SKR9R●●●

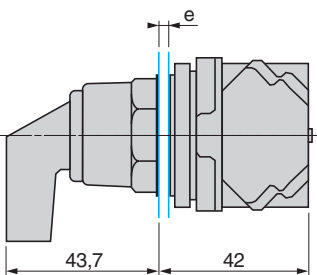


e: panel thickness 1 to 6 mm

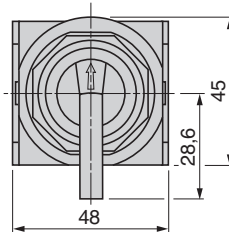


Selector switches

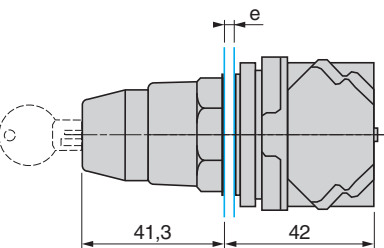
Long handle 9001 KS●●FBH●● and 9001 SKS●●FBH●●



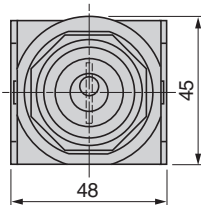
e: panel thickness 1 to 6 mm



Key switches 9001 KS●●K●●● (for the chromium metal bezel range only)



e: panel thickness 1 to 6 mm



Control and signalling units Ø 30

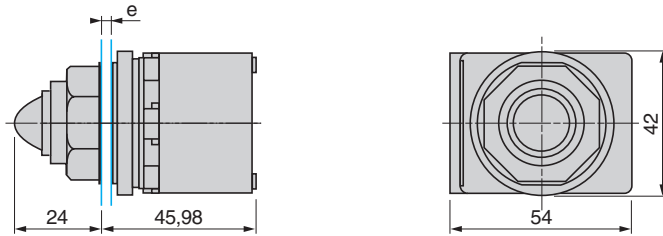
9001 Type K / SK

Pushbuttons, switches and pilot lights

Dimensions (continued)

Pilot lights

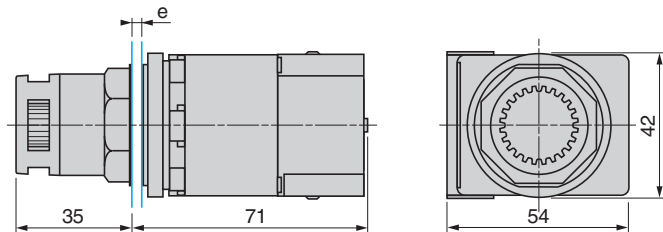
With BA 9s bulb 9001 KP●●● and 9001 SKP●●●



e: panel thickness 1 to 6 mm

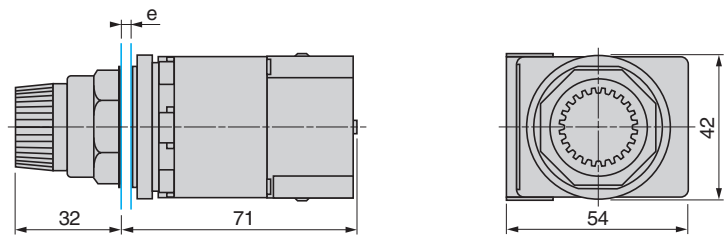
Illuminated pushbuttons, spring return

Flush push 9001 K3L●●●●H13



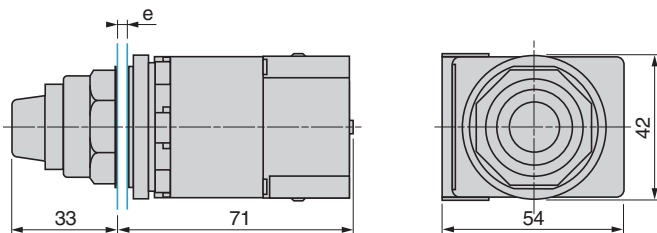
e: panel thickness 1 to 6 mm

Projecting push 9001 K2L●●●●H13 and 9001 SK2L●●●●H13



e: panel thickness 1 to 6 mm

"Push to test", projecting push 9001 KT●●●●31 and 9001 SKT●●●●31

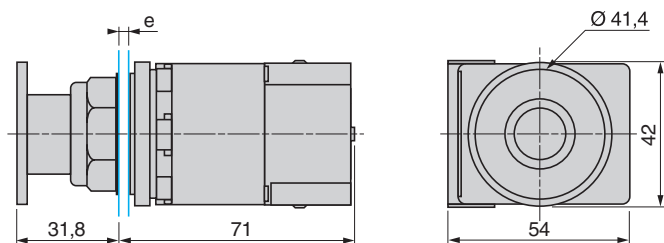


e: panel thickness 1 to 6 mm

Dimensions (continued)

Illuminated mushroom head pushbuttons

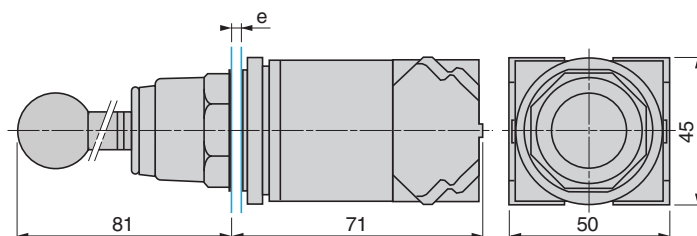
9001 KR●P●●● and 9001 SKR●P●●●



e: panel thickness 1 to 6 mm

Joystick controllers (for the chromium metal bezel range only)

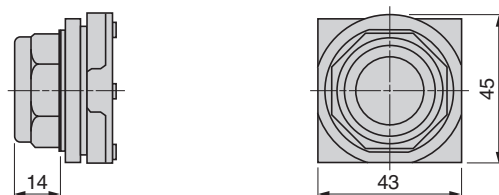
9001 K●●H●



e: panel thickness 1 to 6 mm

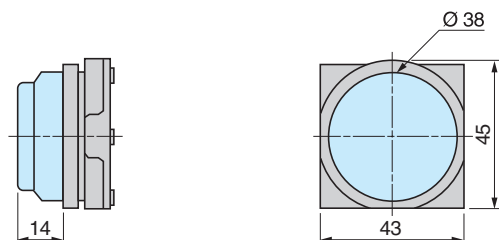
Heads for spring return pushbuttons

9001 KR●U and 9001 SKR●U



Boots for pushbuttons

9001 KU●



Control and signalling units Ø 30

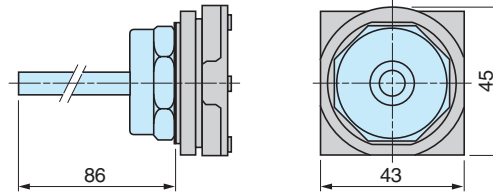
9001 Type K / SK

Pushbuttons, switches and pilot lights

Dimensions (continued)

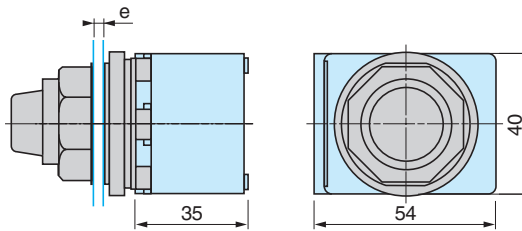
Rod for wobblestick

9001 K8



Light blocks for pilot lights and illuminated pushbuttons

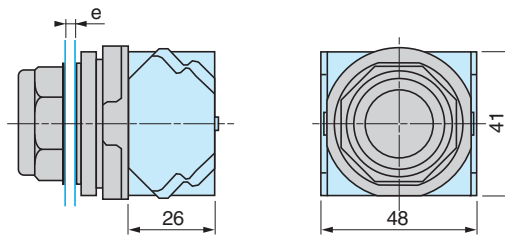
9001 KM●



e: panel thickness 1 to 6 mm

Contact blocks for pushbuttons (including illuminated)

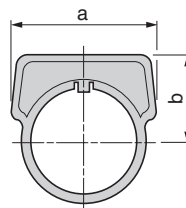
9001 KA●



e: panel thickness 1 to 6 mm

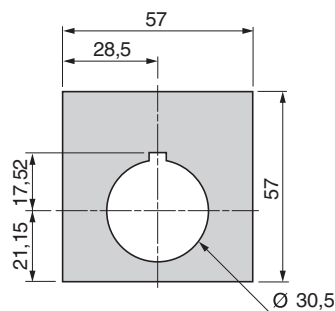
Legend plates

Aluminium plates 9001 KN●●●



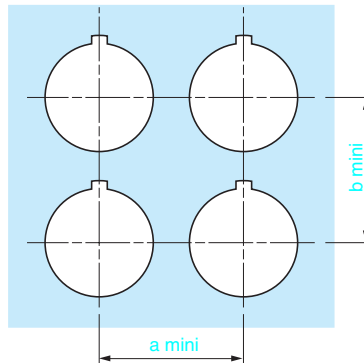
	a	b
9001 KN2●●	41,3	24,6
9001 KN3●●	44,5	31,4

Plastic plates 9001 KN1●●●



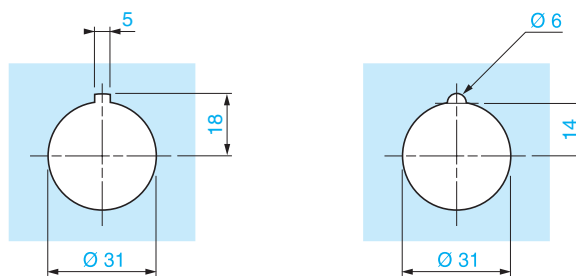
Dimensions (continued)

Panel cut-out



Individual cut-outs detail

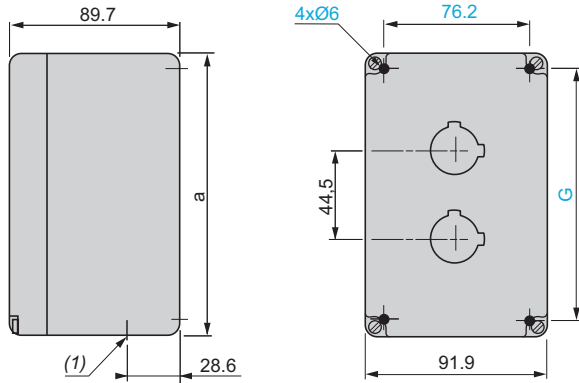
2 alternatives



Type of 9001 K unit	Legend plate	a	b
All units except Ø 57 mushroom head pushbuttons	9001 KN2●●	57,2	44,5
	9001 KN3●●	57,2	50,8
Ø 57 mushroom head pushbuttons	9001 KN2●●	57,2	57,2
	9001 KN3●●	57,2	57,2

Dimensions

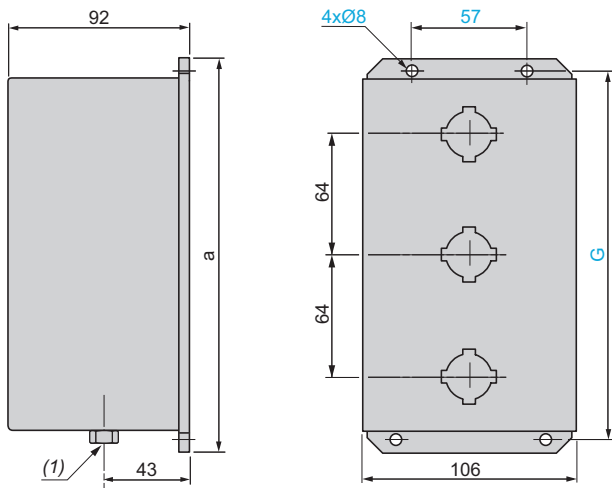
Type KY / TY



Aluminum	a	G
9001, KY1, TY1	101.6	69.9
9001 KY2, TY2 (as shown)	146.1	114.3
9001 KY3, TY3	177.8	158.8
9001 KY4, TY4	235.0	203.2

(1) Conduit thread: 9001 KY●: 3/4". 9001 TY●: 14 mm.

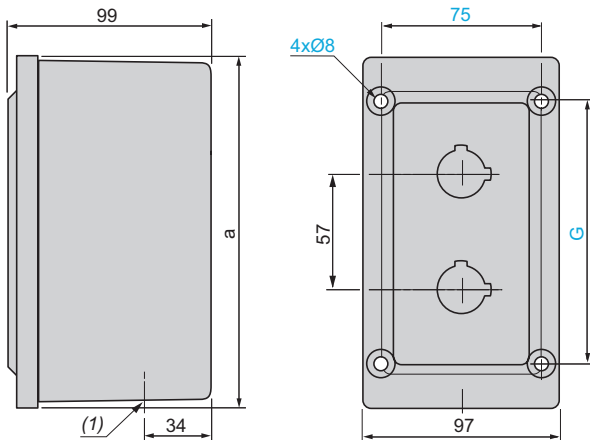
Type KYSS



Stainless Steel	a	G
9001 KYSS1	133	117
9001 KYSS2	197	181
9001 KYSS3 (as shown)	260	244
9001 KYSS4	324	308

(1) Knockout conduit thread: 3/4".

Type SKY

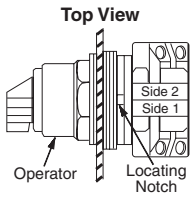
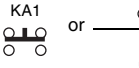





Glass Polymeric	a	G
9001 SKY1	169	124
9001 SKY2 (as shown)	169	124
9001 SKY3	226	181

(1) Knockout conduit thread: 3/4".

2 Position Selector Switches - Operator Style

CONTACT BLOCK REQUIRED 1 — Contact Closed 0 — Contact Open

Contact Block Position	Mount on Side	Quantity and Type	↖ ↗		↙ ↘	
			Left	Right	Left	Right
Top View 	Side 2	KA1 or KA3 	0	1	1	0
		KA2 	1	0	0	1
	Side 1	KA1 or KA3 	0	1	1	0
		KA2 	1	0	0	1
D E						
Non-Illuminated	Metal	Manual Return	KS12	KS11		
Non-Illuminated	Metal	Spring Return Left-to-Right	KS25			KS25
Non-Illuminated	Metal	Spring Return Right-to-Left	KS34			
Illuminated	Metal	Manual Return				K11J
Illuminated	Metal	Spring Return Right-to-Left	K34J			
Non-Illuminated	Plastic	Manual Return	SKS12			
Non-Illuminated	Plastic	Manual Return				SKS11
Non-Illuminated	Plastic	Spring Return Right-to-Left	SKS34			
Illuminated	Plastic	Manual Return				SK11J
Illuminated	Plastic	Spring Return Right-to-Left	SK34J			

For Selector Switch Product Selection

- Non-illuminated selector switches:
 - Insert the operator style into the following blank: 9001_____B

This provides a selector switch with a standard, black knob and no contact blocks.

Example: The KS42 operator is ordered as a 9001KS42B.

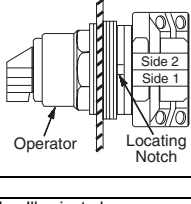
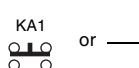

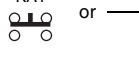

Contact blocks must be ordered separately.

- Or for complete assemblies with contact blocks, order from page 10 & 13.

- Illuminated selector switches:
 - Choose operators with light module assemblies from page 12.

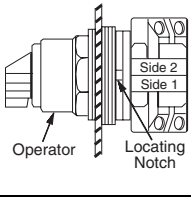


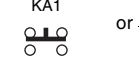

Contact blocks must be ordered separately.

3 Position Selector Switches - Operator Style

Contact Block Position	Mount on Side	Quantity and Type	1 — Contact Closed 0 — Contact Open											
			↖ ↗ ↘		↖ ↗ ↘		↖ ↗ ↘		↖ ↗ ↘					
			Left	Right	Left	Right	Left	Right	Left	Right	Left	Right		
Top View 	Side 2	KA1 or KA3 	1	0	0	1	0	0	0	1	1	0	0	
		KA2 	0	1	1	0	0	1	0	0	1	0	0	
	Side 1	KA1 or KA3 	0	0	1	1	0	0	1	0	0	1	0	
		KA2 	1	1	0	0	0	1	0	0	0	1	0	
B C D F J L														
Non-Illuminated	Metal	Manual Return	KS42	KS43		KS44		KS46		KS49		KS401		
Non-Illuminated	Metal	Spring Return Both Sides-to-Center	KS52	KS53										
Non-Illuminated	Metal	Spring Return Left-to-Center	KS63		KS64									
Non-Illuminated	Metal	Spring Return Right-to-Center	KS72		KS73									
Illuminated	Metal	Manual Return	K43J		K46J									
Illuminated	Metal	Spring Return Both Sides-to-Center	K53J		K63J									
Illuminated	Metal	Spring Return Left-to-Center	SKS42		SKS43		SKS46							
Non-Illuminated	Plastic	Spring Return Both Sides-to-Center	SKS53		SKS63		SKS46							
Non-Illuminated	Plastic	Spring Return Left-to-Center	SKS43J		SK46J									
Illuminated	Plastic	Manual Return	SK53J		SK63J									
Illuminated	Plastic	Spring Return Both Sides-to-Center	SK53J		SK63J									
Illuminated	Plastic	Spring Return Left-to-Center	SK63J											

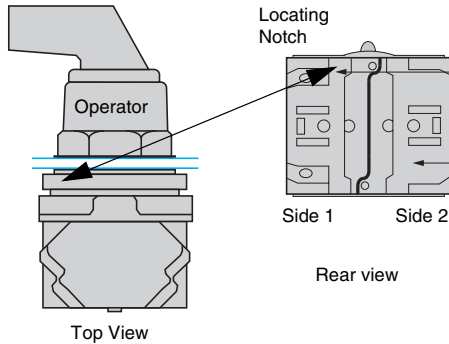
4 Position Selector Switches - Operator Style

CONTACT BLOCK REQUIRED 1 — Contact Closed 0 — Contact Open

Contact Block Position	Mount on Side	Quantity and Type	↖ ↗ ↘ ↙			
			1	0	0	0
Top View 	Side 2	KA1 or KA3 	1	0	0	0
		KA2 	0	0	1	0
	Side 1	KA1 or KA3 	0	0	0	1
		KA2 	0	1	0	0
H						
Non-Illuminated	Metal	Manual Return	KS88			
Illuminated	Metal	Manual Return	K88J			
Non-Illuminated	Plastic	Manual Return	SKS88			
Illuminated	Plastic	Manual Return	SK88J			

Contact mounting

Mounting position of contacts related to suffix of pushbutton or switch reference



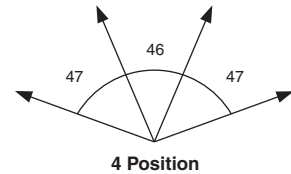
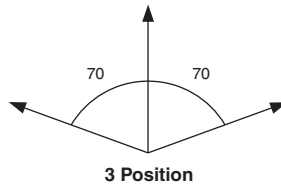
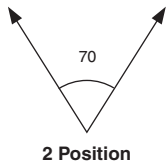
Suffix	H1	H2	H5	H6	H7	H8	H9	H13	H25	H28	H36	H89
Side 1	KA1	KA1	KA2	KA3	KA2	KA3	KA4	-	KA5	KA1	-	KA3
Side 2	-	KA1	-	-	KA2	KA3	KA1	KA1	KA3	KA3	KA2	KA1

References with H** suffix will have contacts mounted as shown.

Contact Symbols

Reference	Abbreviation	Type of Contact	Description
9001KA1	KA1	1 C/O	1 normally open + 1 normally closed contact
9001KA2	KA2	1 N/O	1 normally open contact
9001KA3	KA3	1 N/C	1 normally closed contact

Selector Switch Angular Travel (Types K, and SK)



Example:

Complete Assembly: 9001KS46BH89

Contact Block Position	Mount on Side	Quantity and Type	Center		
			Left	Right	Center
H89 = Side 1: 9001KA3 Side 2: 9001KA1 	Side 2	KA1 	1	0	0
	Side 1	KA3 	0	1	0
			F		
Non-Illuminated			Metal		
			Manual Return		
			KS46		

Maximum Contact Block Usage

(Includes Types K, SK and KX)

2 blocks mounted side by side only: Any 2, 3 or 4 position spring return selector switch (non-illuminated, illuminated or keyed).

2 blocks mounted in tandem on one side only: Any 2 operator interlocked push button.

2 blocks mounted in tandem (total of four blocks): Any selector push button, keyed push button, 2, 3, or 4 position maintained selector switch (non-illuminated, illuminated or keyed), push-pull operators (non-illuminated or illuminated), joy stick, dual push button.

3 blocks mounted in tandem (total of six blocks): Single momentary push buttons (non-illuminated or illuminated).

Schneider Electric Industries SAS

Head Office
89, bd Franklin Roosevelt
92506 Rueil-Malmaison
Cedex
France
www.schneider-electric.com
www.telemecanique.com

Due to the evolving nature regarding both the standards and equipment, we can only be held responsible for any technical information detailed in this catalogue, either in text or graphic form, following confirmation by our services.

Publication: Schneider Electric Industries SA



Стандарт Электрон Связь

Мы молодая и активно развивающаяся компания в области поставок электронных компонентов. Мы поставляем электронные компоненты отечественного и импортного производства напрямую от производителей и с крупнейших складов мира.

Благодаря сотрудничеству с мировыми поставщиками мы осуществляем комплексные и плановые поставки широчайшего спектра электронных компонентов.

Собственная эффективная логистика и склад в обеспечивает надежную поставку продукции в точно указанные сроки по всей России.

Мы осуществляем техническую поддержку нашим клиентам и предпродажную проверку качества продукции. На все поставляемые продукты мы предоставляем гарантию .

Осуществляем поставки продукции под контролем ВП МО РФ на предприятия военно-промышленного комплекса России , а также работаем в рамках 275 ФЗ с открытием отдельных счетов в уполномоченном банке. Система менеджмента качества компании соответствует требованиям ГОСТ ISO 9001.

Минимальные сроки поставки, гибкие цены, неограниченный ассортимент и индивидуальный подход к клиентам являются основой для выстраивания долгосрочного и эффективного сотрудничества с предприятиями радиоэлектронной промышленности, предприятиями ВПК и научно-исследовательскими институтами России.

С нами вы становитесь еще успешнее!

Наши контакты:

Телефон: +7 812 627 14 35

Электронная почта: sales@st-electron.ru

Адрес: 198099, Санкт-Петербург,
Промышленная ул, дом № 19, литера Н,
помещение 100-Н Офис 331