


Photologic® Slotted Optical Switch
OPB615, OPB616, OPB617, OPB618 Series
OPB625, OPB626, OPB627, OPB628 Series
OPB665, OPB666, OPB667, OPB668 (N and T Series)



Features:

- Non-contact switching
- PCBoard mounting
- Enhanced signal to noise ratio
- Choice of four Logical output options



Description:

Each **OPB615**, **OPB625** and **OPB665** series slotted optical switch consists of an 890 nm, infrared Light Emitting Diode (LED) and a monolithic integrated circuit that incorporates a photodiode, a linear amplifier and a Schmitt trigger on a single silicon chip. **OPB665** offers two mounting options -- no tabs (N) or two tabs (T).

All devices in this series exhibit performance over supply voltages ranging from 4.5 V to 16.0 V, and may be specified as Buffered or Inverted with 10 kW Pull-up or Open Collector output. Devices are also TTI/LSTTL compatible and can drive up to 10 TTL loads.

Custom electrical, wire and cabling and connectors are available. Contact your local representative or OPTEK for more information.

Applications:

- Mechanical switch replacement
- Speed indication (tachometer)
- Mechanical limit indication
- Edge sensing

Ordering Information						
Part Number	Package Style	Sensor Photologic®	Aperture Emitter / Sensor	Slot Width / Depth	Lead Length / Spacing	
OPB615	N	10K Pull-up	None	0.150" / 0.240"	0.100" (min) / 0.275"	
OPB616		Open Collector				
OPB617		Inv-10K Pull-up				
OPB618		Inv-Open Collector				
OPB625		10K Pull-up	None	0.190" / 0.285"	0.100" (min) / 0.320"	
OPB626		Open Collector				
OPB627		Inv-10K Pull-up				
OPB628		Inv-Open Collector				
OPB665N		10K Pull-up	0.05" / 0.01"	0.125" / 0.345"		
OPB666N		Open Collector				
OPB667N		Inv-10K Pull-Up				
OPB668N		Inv-Open Collector				
OPB665T		10K Pull-up				T
OPB666T		Open Collector				
OPB667T		Inv-10K Pull-up				
OPB668T		Inv-Open Collector				



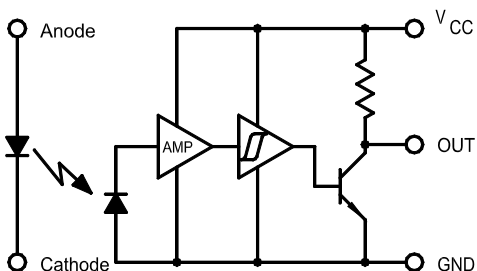
RoHS

OPTEK reserves the right to make changes at any time in order to improve design and to supply the best product possible.

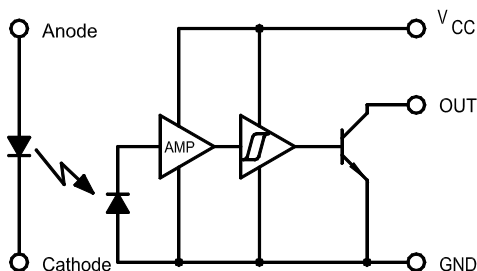
Photologic® Slotted Optical Switch
OPB615, OPB616, OPB617, OPB618 Series
OPB625, OPB626, OPB627, OPB628 Series
OPB665, OPB666, OPB667, OPB668 (N and T Series)



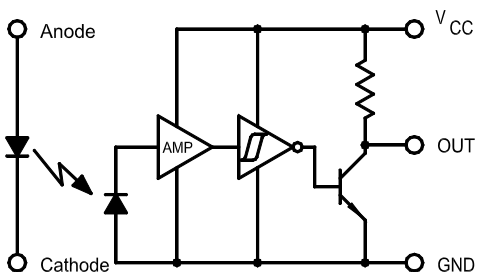
OPB615/625/665N Buffered 10K Pull-Up



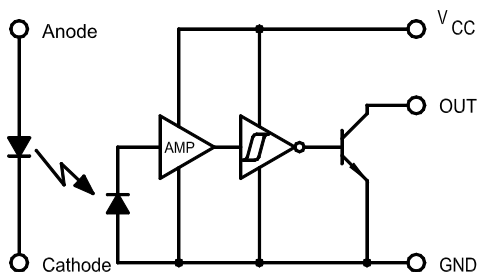
OPB 616/626/666N Buffered Open-Collector



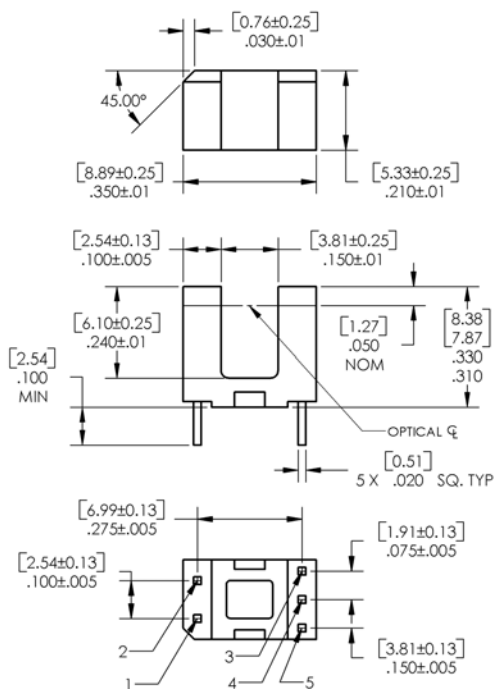
OPB617/627/667N Inverted 10K Pull-Up



OPB618/628/668N Inverted Open-Collector



OPB615, OPB616, OPB617, OPB618



DIMENSIONS ARE IN: [MILLIMETERS]
 INCHES

Pin Color/ Number	Description
1	Anode
2	Cathode
3	Vcc
4	Output
5	Ground

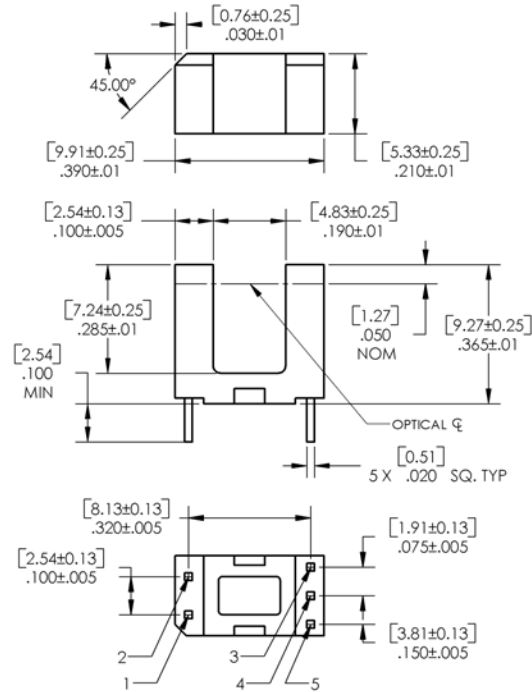
OPTEK reserves the right to make changes at any time in order to improve design and to supply the best product possible.

Photologic® Slotted Optical Switch
OPB615, OPB616, OPB617, OPB618 Series
OPB625, OPB626, OPB627, OPB628 Series
OPB665, OPB666, OPB667, OPB668 (N and T Series)

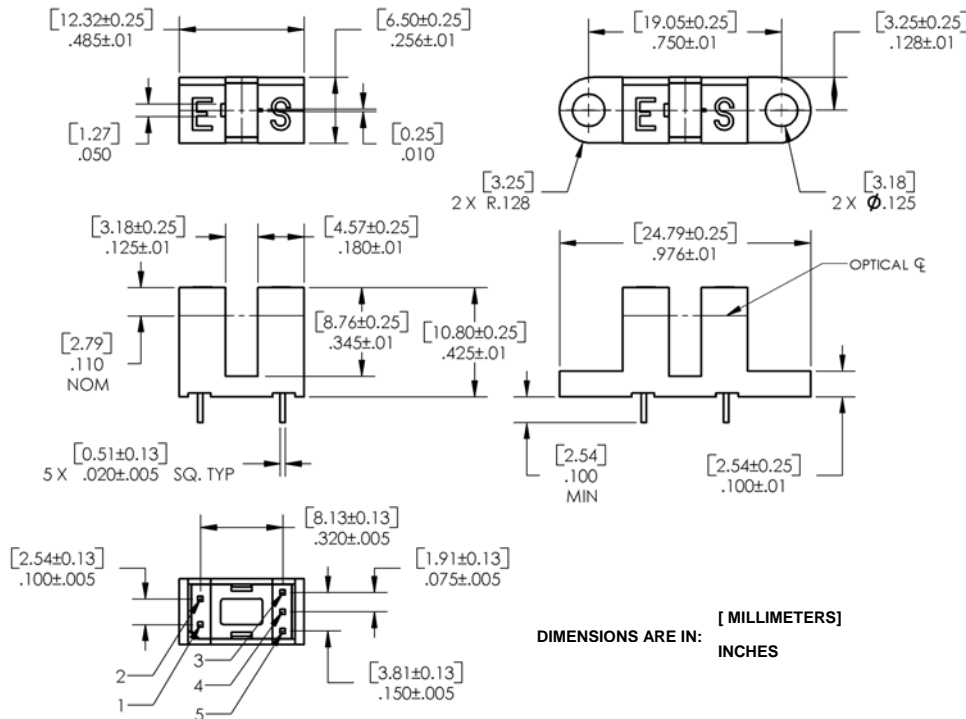


OPB625, OPB626, OPB627, OPB628

Pin Color/ Number	Description
1	Anode
2	Cathode
3	Vcc
4	Output
5	Ground



OPB665, OPB666, OPB667, OPB668 (N and T)



DIMENSIONS ARE IN: [MILLIMETERS]
INCHES

Pin Color/ Number	Description
1	Anode
2	Cathode
3	Vcc
4	Output
5	Ground

OPTEK reserves the right to make changes at any time in order to improve design and to supply the best product possible.

Photologic® Slotted Optical Switch
OPB615, OPB616, OPB617, OPB618 Series
OPB625, OPB626, OPB627, OPB628 Series
OPB665, OPB666, OPB667, OPB668 (N and T Series)



Absolute Maximum Ratings ($T_A=25^\circ\text{C}$ unless otherwise noted)

Storage & Operating Temperature Range	-40° C to +100° C
Lead Soldering Temperature (1/16 inch (1.6mm) from the case for 5 sec. with soldering iron) ⁽¹⁾	260° C

Input Diode

Forward DC Current	50 mA
Peak Forward Current (1 μs pulse width, 300 pps)	3 A
Reverse DC Voltage	3 V
Power Dissipation ⁽²⁾	100 mW

Output Photologic®

Supply Voltage, V_{CC}	18 V
Duration of Output Short to V_{CC}	1 second
Voltage at Output ⁽⁵⁾	V_{CC}
Low Level Output Current (sinking)	16 mA
Power Dissipation ⁽³⁾	240° mW

Notes:

- (1) RMA flux is recommended. Duration can be extended to 10 seconds maximum when flow soldering.
- (2) Derate linearly 1.33 mW/° C above 25° C.
- (3) Derate linearly 2.50 mW/° C above 25° C.
- (4) Normal application would be with light source blocked, simulated by $I_F = 0$ mA.
- (5) Open Collector devices = 30 volts

Electrical Characteristics ($T_A = 25^\circ\text{C}$ unless otherwise noted)

SYMBOL	PARAMETER	MIN	TYP	MAX	UNITS	TEST CONDITIONS
--------	-----------	-----	-----	-----	-------	-----------------

Input Diode

V_F	Forward Voltage	-	-	1.6	V	$I_F = 10$ mA
I_R	Reverse Current	-	-	100	μA	$V_R = 3$ V

Output Photologic® Sensor

V_{CC}	Operating DC Supply Voltage	4.5	-	16	V	
$I_{F(+)}$	LED Positive-Going Threshold Current	0.1	0.55	3	mA	$V_{CC} = 5$ V
		0.1	0.6	3		
		0.1	1.6	10		
$I_{F(+)} / I_{F(-)}$	Hysteresis	1.05	1.20	1.90		$V_{CC} = 5$ V

OPTEK reserves the right to make changes at any time in order to improve design and to supply the best product possible.

Photologic® Slotted Optical Switch
OPB615, OPB616, OPB617, OPB618 Series
OPB625, OPB626, OPB627, OPB628 Series
OPB665, OPB666, OPB667, OPB668 (N and T Series)



Electrical Characteristics ($T_A = 25^\circ\text{C}$ unless otherwise noted)

SYMBOL	PARAMETER	MIN	TYP	MAX	UNITS	TEST CONDITIONS	
Output Photologic® Sensor							
I_{CCH}	High Level Supply Current: Buffer, 10k Pull-up Buffer, Open-Collector	OPB615, 625, 665 OPB616, 626, 666	- -	5 5	12 12	mA mA	NO LOAD on Output ⁽³⁾
	Inverted, 10k Pull-up Inverted, Open-Collector	OPB617, 627, 667 OPB618, 628, 668	- -	4 4	12 12	mA mA	NO LOAD on Output $I_F = 0$ mA
I_{CCL}	Low Level Supply Current: Buffer, 10k Pull-up Buffer, Open-Collector	OPB615, 625, 665 OPB616, 626, 666	- -	5.5 4.0	12 12	mA mA	NO LOAD on Output $I_F = 0$ mA
	Inverted, 10k Pull-up Inverted, Open-Collector	OPB617, 627, 667 OPB618, 628, 668	- -	6.5 5.0	12 12	mA mA	NO LOAD on Output ⁽³⁾
V_{OH}	High Level Output Voltage: Buffer, 10k Pull-up Buffer, Open-Collector	OPB615, 625, 665 OPB616, 626, 666	$V_{CC}-1.5$	- -	- -	V V	$I_{OH} = 100 \mu\text{A}^{(3)}$
	Inverter, 10k Pull-up Inverter, Open-Collector	OPB617, 627, 667 OPB618, 628, 668	$V_{CC}-1.5$	- -	- -	V V	$I_{OH} = 100 \mu\text{A}^{(1)}$ $I_F = 0$ mA
I_{OH}	High Level Output Voltage: Buffer, Open-Collector	OPB616, 626, 666	-	-	100	μA	$V_{OH} = 30 \text{ V}^{(3)}$
	Inverter, Open-Collector	OPB618, 628, 668	-	-	100	μA	$I_F = 0$ mA, $V_{OH} = 30 \text{ V}^{(1)}$
V_{OL}	Low Level Output Voltage: Buffer, 10k Pull-up Buffer, Open-Collector	OPB615, 625, 665 OPB616, 626, 666	-	-	0.4	V	$I_{OL} = 16$ mA, $V_{CC} = 4.5 \text{ V}^{(3)(1)}$
	Inverter, 10k Pull-up Inverter, Open-Collector	OPB617, 627, 667 OPB618, 628, 668	-	-	0.4	V	$I_{OL} = 16$ mA, $I_F = 0$ mA
t_r, t_f	Output Rise Time, Output Fall Time		30			ns	$f = 10$ kHz, $R_L = 300 \Omega$, DC = 50% ⁽³⁾
t_{PLH}	Propagation Delay, Low-High Buffer, 10k Pull-up Buffer, Open-collector	OPB615, 625, 665 OPB616, 626, 666		0.6		μs	
	Inverter, 10k Pull-up Inverter, Open-Collector	OPB617, 627, 667 OPB618, 628, 668		3.0		μs	
t_{PHL}	Propagation Delay, High-Low Buffer, 10k Pull-up Buffer, Open-collector	OPB615, 625, 665 OPB616, 626, 666		3.0		μs	
	Inverter, 10k Pull-up Inverter, Open-Collector	OPB617, 627, 667 OPB618, 628, 668		0.6		μs	
Data Rate		-	100	-		kHz	$R_L = 300 \Omega$, DC = 50% ⁽⁴⁾

Notes:

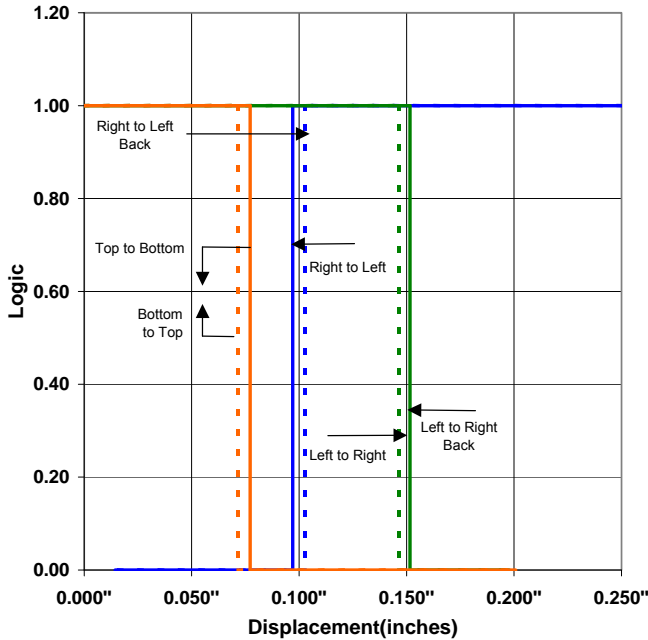
- (1) Normal application would be with light source blocked, simulated by $I_F = 0$ mA.
- (2) $V_{OH} = V_{CC}-1.5\text{V}$ for $V_{CC} = 4.5$ to 16 Volts.
- (3) $I_F = 5$ mA OPB615 to OPB628; $I_F = 10$ mA OPB665 to OPB668
- (4) $I_F = 0$ to 5 mA OPB615 to OPB628; $I_F = 0$ to 10 mA OPB665 to OPB668

OPTEK reserves the right to make changes at any time in order to improve design and to supply the best product possible.

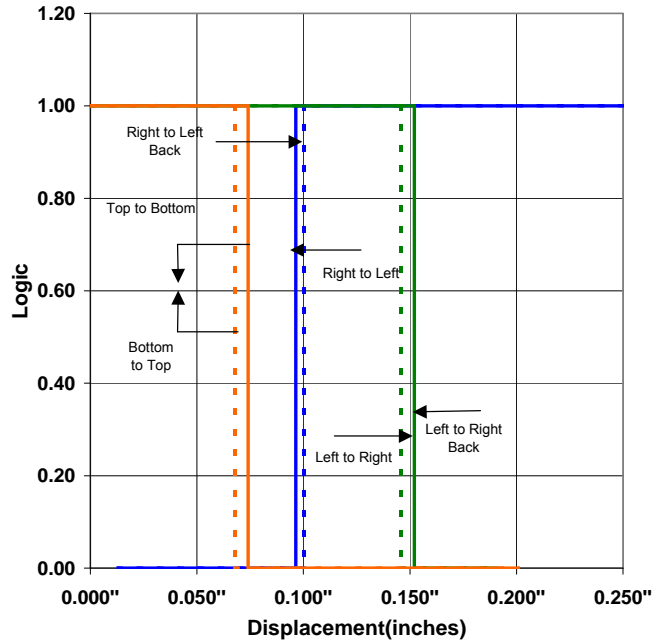
Photologic® Slotted Optical Switch
OPB615, OPB616, OPB617, OPB618 Series
OPB625, OPB626, OPB627, OPB628 Series
OPB665, OPB666, OPB667, OPB668 (N and T Series)



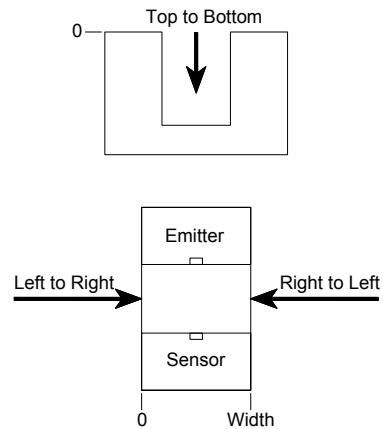
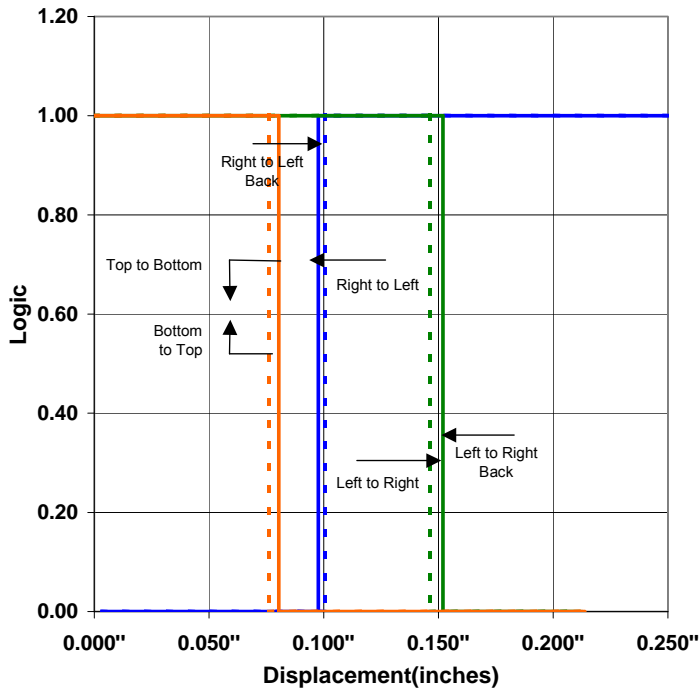
OPB615 - Flag next to Emitter



OPB615 - Flag next to Sensor



OPB615 - Flag in Middle of Slot

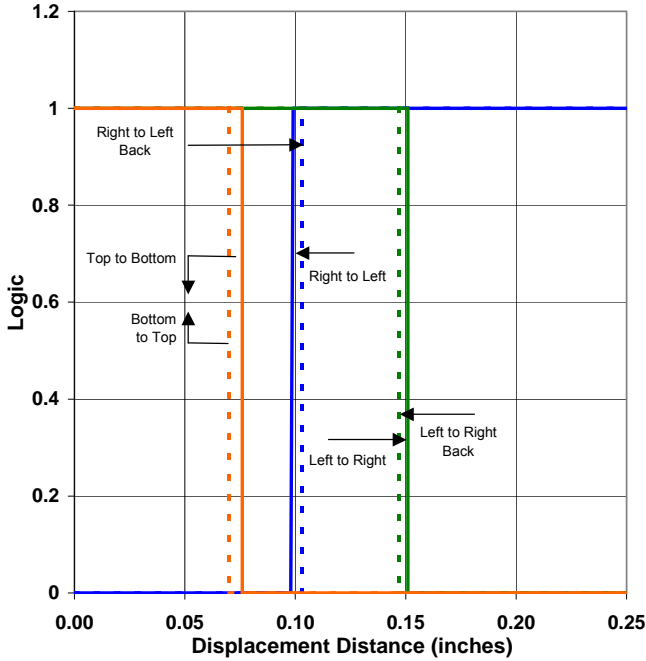


OPTEK reserves the right to make changes at any time in order to improve design and to supply the best product possible.

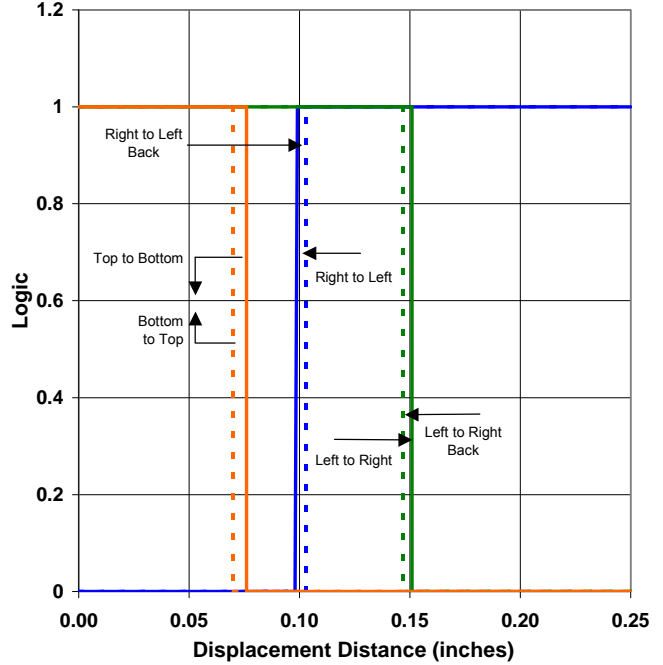
Photologic® Slotted Optical Switch
OPB615, OPB616, OPB617, OPB618 Series
OPB625, OPB626, OPB627, OPB628 Series
OPB665, OPB666, OPB667, OPB668 (N and T Series)



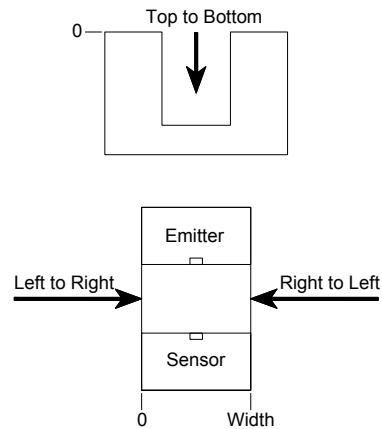
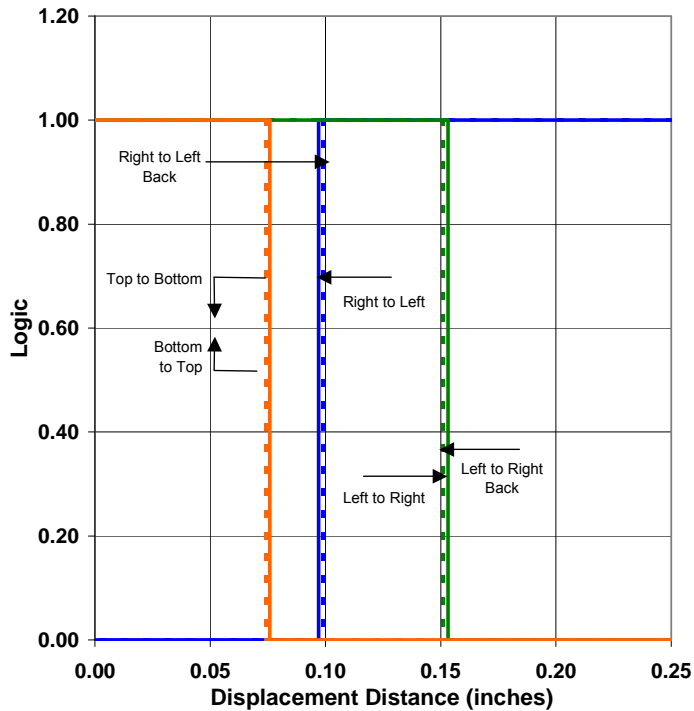
OPB625 - Flag Next to Emitter



OPB625 - Flag Next to Sensor



OPB625 - Flag in Middle of Slot

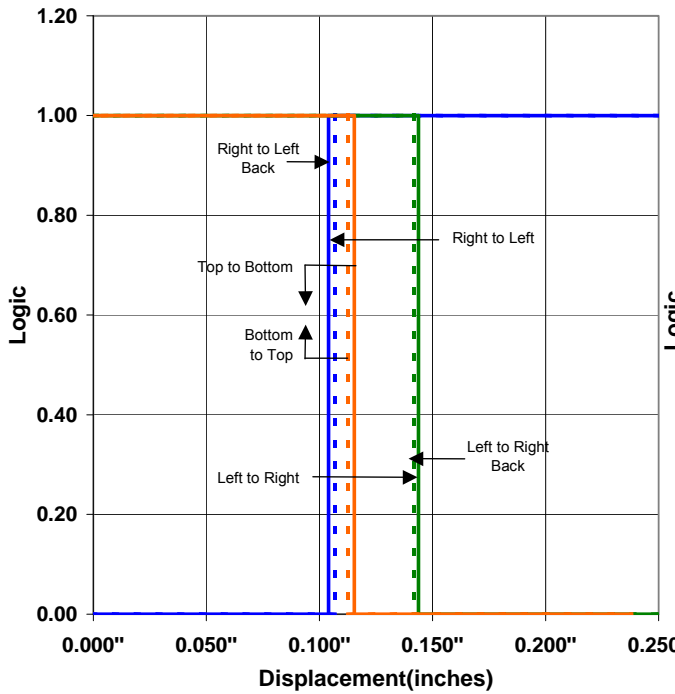


OPTEK reserves the right to make changes at any time in order to improve design and to supply the best product possible.

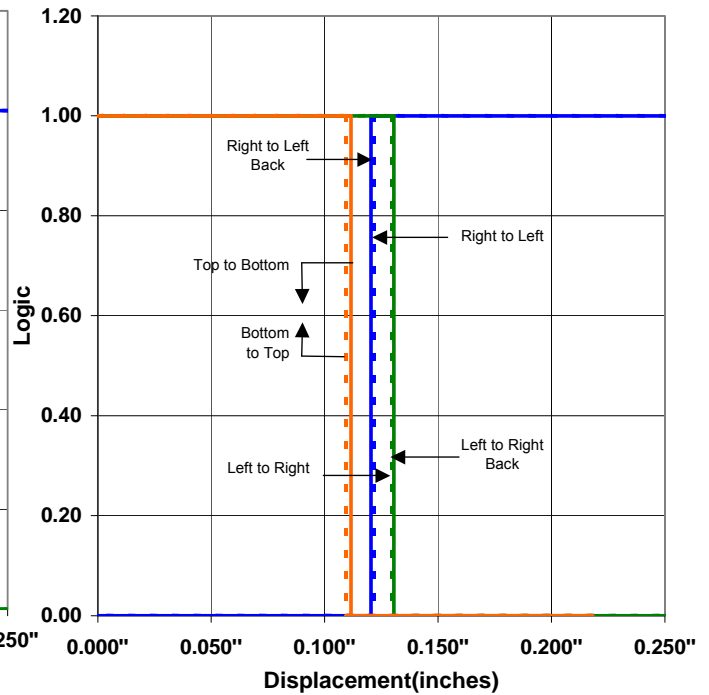
Photologic® Slotted Optical Switch
OPB615, OPB616, OPB617, OPB618 Series
OPB625, OPB626, OPB627, OPB628 Series
OPB665, OPB666, OPB667, OPB668 (N and T Series)



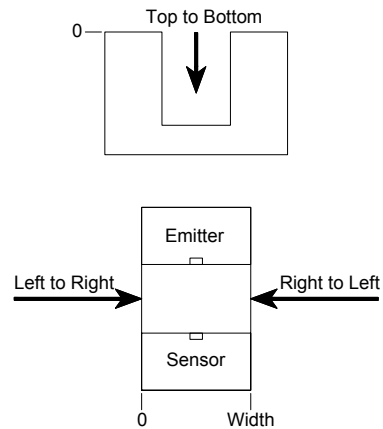
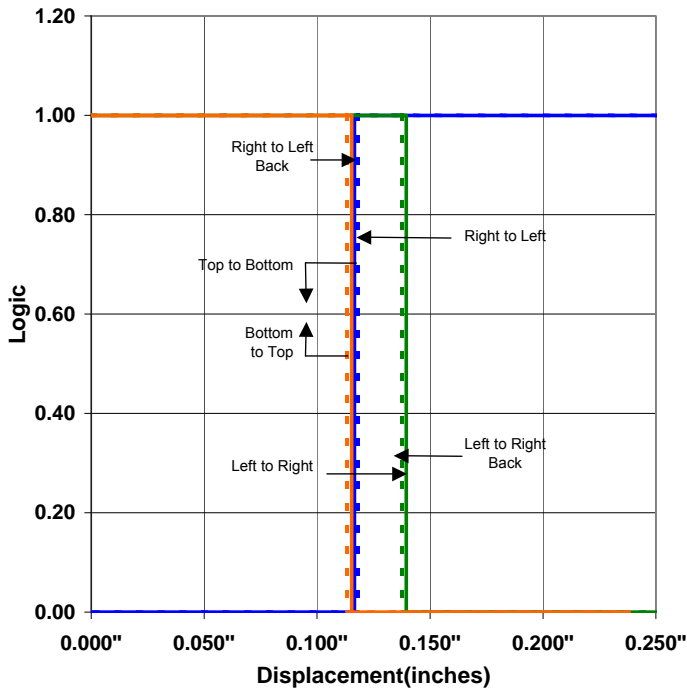
OPB665 - Flag next to Emitter



OPB665 - Flag next to Sensor



OPB665 - Flag in Middle of Slot



OPTEK reserves the right to make changes at any time in order to improve design and to supply the best product possible.



Стандарт Электрон Связь

Мы молодая и активно развивающаяся компания в области поставок электронных компонентов. Мы поставляем электронные компоненты отечественного и импортного производства напрямую от производителей и с крупнейших складов мира.

Благодаря сотрудничеству с мировыми поставщиками мы осуществляем комплексные и плановые поставки широчайшего спектра электронных компонентов.

Собственная эффективная логистика и склад в обеспечивает надежную поставку продукции в точно указанные сроки по всей России.

Мы осуществляем техническую поддержку нашим клиентам и предпродажную проверку качества продукции. На все поставляемые продукты мы предоставляем гарантию .

Осуществляем поставки продукции под контролем ВП МО РФ на предприятия военно-промышленного комплекса России , а также работаем в рамках 275 ФЗ с открытием отдельных счетов в уполномоченном банке. Система менеджмента качества компании соответствует требованиям ГОСТ ISO 9001.

Минимальные сроки поставки, гибкие цены, неограниченный ассортимент и индивидуальный подход к клиентам являются основой для выстраивания долгосрочного и эффективного сотрудничества с предприятиями радиоэлектронной промышленности, предприятиями ВПК и научно-исследовательскими институтами России.

С нами вы становитесь еще успешнее!

Наши контакты:

Телефон: +7 812 627 14 35

Электронная почта: sales@st-electron.ru

Адрес: 198099, Санкт-Петербург,
Промышленная ул, дом № 19, литера Н,
помещение 100-Н Офис 331