


HEXFRED[®] Ultrafast Diodes, 100 A (New INT-A-PAK Power Modules)



New INT-A-PAK

FEATURES

- Electrically isolated: DBC base plate
- Standard JEDEC[®] package
- Simplified mechanical designs, rapid assembly
- High surge capability
- Large creepage distances
- UL approved file E78996 
- Case style New INT-A-PAK
- Designed and qualified for industrial level
- Material categorization: For definitions of compliance please see www.vishay.com/doc?99912


RoHS
COMPLIANT

PRODUCT SUMMARY	
V_R	1200 V
V_F (typical)	2.5 V
t_{rr} (typical)	150 ns
$I_{F(DC)}$ at T_C	110 A at 100 °C
Package	INT-A-PAK
Circuit	Two diodes doubler circuit

ABSOLUTE MAXIMUM RATINGS				
PARAMETER	SYMBOL	TEST CONDITIONS	VALUES	UNITS
Cathode to anode voltage	V_R		1200	V
Continuous forward current	I_F	$T_C = 25\text{ °C}$	205	A
		$T_C = 100\text{ °C}$	110	
Single pulse forward current	I_{FSM}	Limited by junction temperature	800	
Maximum power dissipation	P_D	$T_C = 25\text{ °C}$	695	W
		$T_C = 100\text{ °C}$	280	
RMS isolation voltage	V_{ISOL}	50 Hz, circuit to base, all terminal shorted, $t = 1\text{ s}$	3500	V
Operating junction and storage temperature range	T_J, T_{Stg}		-40 to + 150	°C

ELECTRICAL SPECIFICATIONS PER LEG ($T_J = 25\text{ °C}$ unless otherwise specified)						
PARAMETER	SYMBOL	TEST CONDITIONS	MIN.	TYP.	MAX.	UNITS
Cathode to anode breakdown voltage	V_{BR}	$I_R = 100\text{ }\mu\text{A}$	1200	-	-	V
Maximum forward voltage	V_{FM}	$I_F = 100\text{ A}$	-	2.5	3.2	
		$I_F = 160\text{ A}$	-	2.9	3.9	
Maximum reverse leakage current	I_{RM}	$T_J = 150\text{ °C}, V_R = 1200\text{ V}$	-	18	30	mA



DYNAMIC RECOVERY CHARACTERISTICS (T _J = 25 °C unless otherwise specified)						
PARAMETER	SYMBOL	TEST CONDITIONS	MIN.	TYP.	MAX.	UNITS
Reverse recovery time	t _{rr}	T _J = 25 °C	-	150	200	ns
Reverse recovery current	I _R RRM	T _J = 25 °C	-	20	22	A
Reverse recovery charge	Q _{rr}	T _J = 25 °C	-	2000	2400	nC
Peak rate of recovery current	di _(rec) /dt	T _J = 25 °C	-	-	300	A/μs

THERMAL - MECHANICAL SPECIFICATIONS				
PARAMETER	SYMBOL	TEST CONDITIONS	VALUES	UNITS
Junction operating and storage temperature range	T _J , T _{Stg}		- 40 to 150	°C
Maximum internal thermal resistance, junction to case per leg	R _{thJC}	DC operation	0.18	°C/W
Typical thermal resistance, case to heatsink per module	R _{thCS}	Mounting surface flat, smooth and greased	0.05	
Mounting torque ± 10 %	to heatsink	A mounting compound is recommended and the torque should be rechecked after a period of 3 hours to allow for the spread of the compound.	4	Nm
	busbar		6	
Approximate weight			200	g
			7.1	oz.
Case style			New INT-A-PAK	

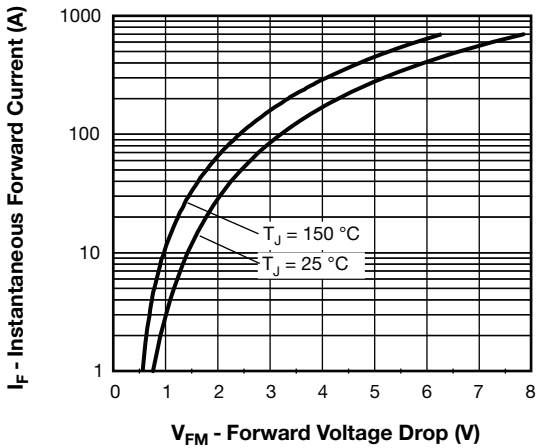


Fig. 1 - Maximum Forward Voltage Drop Characteristics

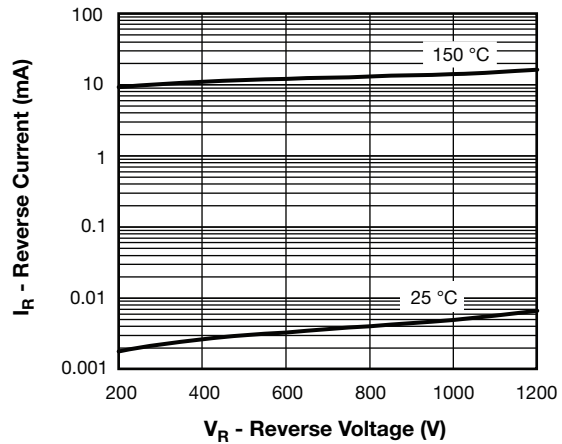


Fig. 2 - Typical Values of Reverse Current vs. Reverse Voltage

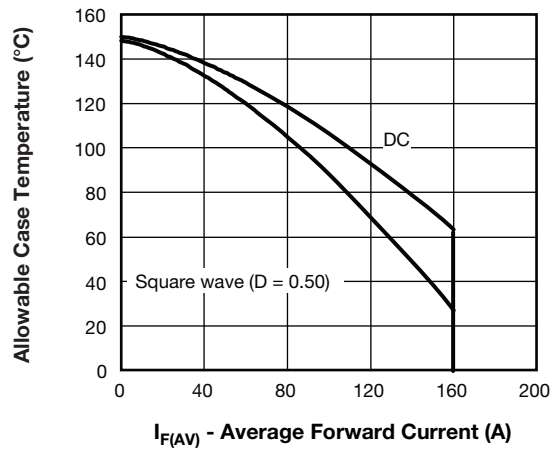


Fig. 3 - Maximum Allowable Case Temperature vs. Average Forward Current

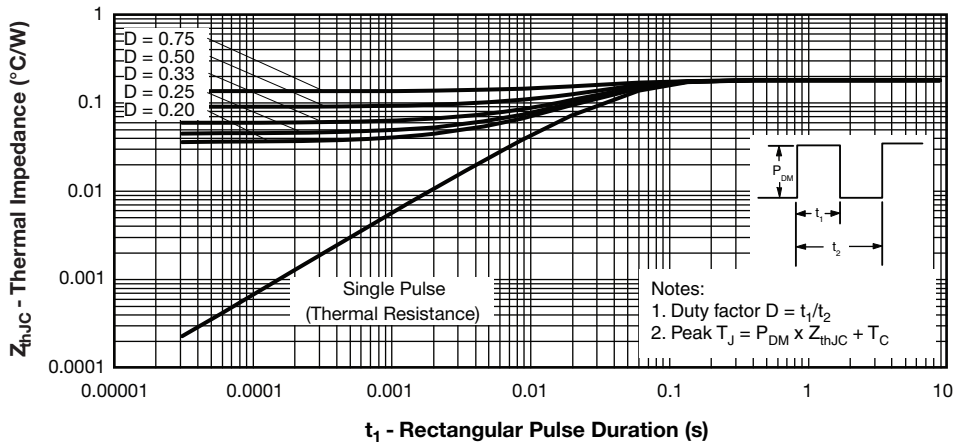


Fig. 4 - Maximum Thermal Impedance Z_{thJC} Characteristics

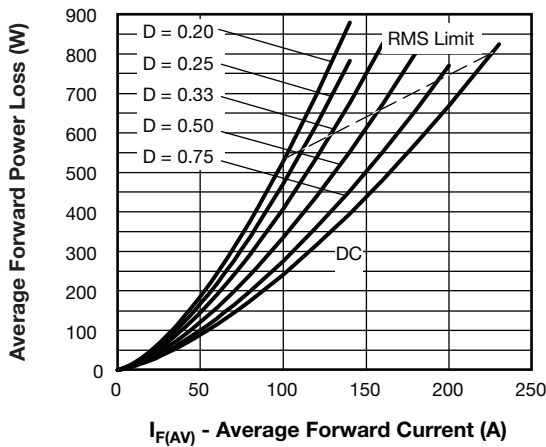


Fig. 5 - Forward Power Loss Characteristics

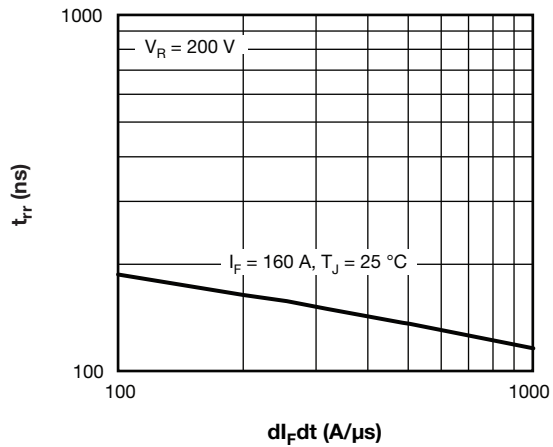


Fig. 6 - Typical Reverse Recovery Time vs. di/dt (Per Leg)

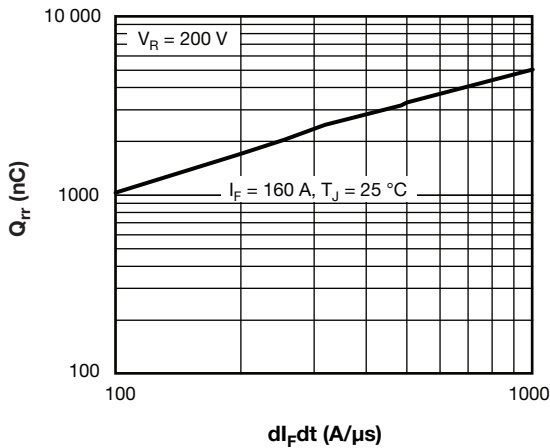


Fig. 7 - Typical Reverse Recovery Charge vs. di_F/dt (Per Leg)

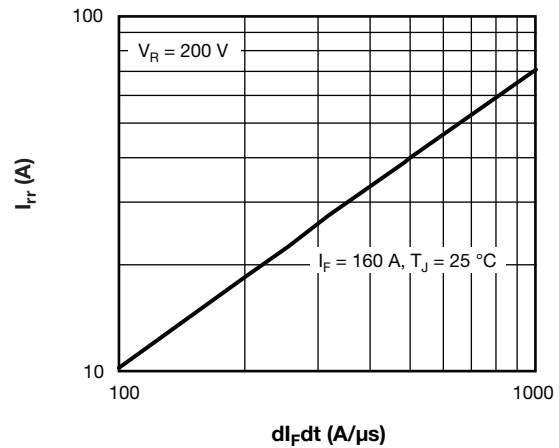
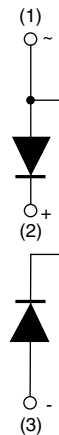


Fig. 8 - Typical Reverse Recovery Current vs. di_F/dt (Per Leg)

ORDERING INFORMATION TABLE

Device code	VS-VS	KD	U	162	12	PbF
	①	②	③	④	⑤	⑥
	1	-	Vishay Semiconductors product	2	-	Circuit configuration
	3	-	U = HEXFRED® ultrafast diode	4	-	Current rating
	5	-	Voltage rating (12 = 1200 V)	6	-	PbF = Lead (Pb)-free

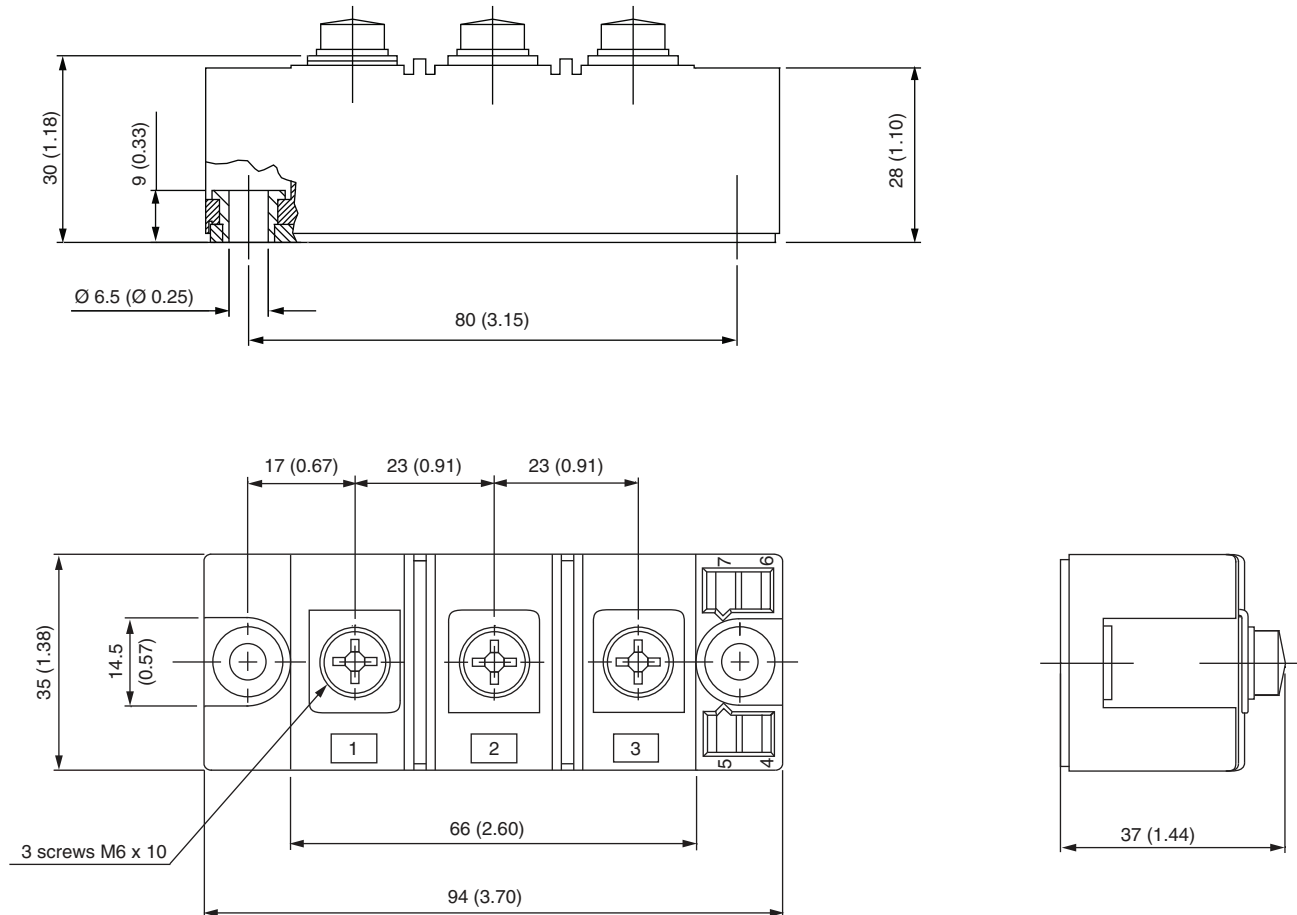
CIRCUIT CONFIGURATION



LINKS TO RELATED DOCUMENTS	
Dimensions	www.vishay.com/doc?95254

INT-A-PAK DBC

DIMENSIONS in millimeters (inches)





Disclaimer

ALL PRODUCT, PRODUCT SPECIFICATIONS AND DATA ARE SUBJECT TO CHANGE WITHOUT NOTICE TO IMPROVE RELIABILITY, FUNCTION OR DESIGN OR OTHERWISE.

Vishay Intertechnology, Inc., its affiliates, agents, and employees, and all persons acting on its or their behalf (collectively, "Vishay"), disclaim any and all liability for any errors, inaccuracies or incompleteness contained in any datasheet or in any other disclosure relating to any product.

Vishay makes no warranty, representation or guarantee regarding the suitability of the products for any particular purpose or the continuing production of any product. To the maximum extent permitted by applicable law, Vishay disclaims (i) any and all liability arising out of the application or use of any product, (ii) any and all liability, including without limitation special, consequential or incidental damages, and (iii) any and all implied warranties, including warranties of fitness for particular purpose, non-infringement and merchantability.

Statements regarding the suitability of products for certain types of applications are based on Vishay's knowledge of typical requirements that are often placed on Vishay products in generic applications. Such statements are not binding statements about the suitability of products for a particular application. It is the customer's responsibility to validate that a particular product with the properties described in the product specification is suitable for use in a particular application. Parameters provided in datasheets and/or specifications may vary in different applications and performance may vary over time. All operating parameters, including typical parameters, must be validated for each customer application by the customer's technical experts. Product specifications do not expand or otherwise modify Vishay's terms and conditions of purchase, including but not limited to the warranty expressed therein.

Except as expressly indicated in writing, Vishay products are not designed for use in medical, life-saving, or life-sustaining applications or for any other application in which the failure of the Vishay product could result in personal injury or death. Customers using or selling Vishay products not expressly indicated for use in such applications do so at their own risk. Please contact authorized Vishay personnel to obtain written terms and conditions regarding products designed for such applications.

No license, express or implied, by estoppel or otherwise, to any intellectual property rights is granted by this document or by any conduct of Vishay. Product names and markings noted herein may be trademarks of their respective owners.

Material Category Policy

Vishay Intertechnology, Inc. hereby certifies that all its products that are identified as RoHS-Compliant fulfill the definitions and restrictions defined under Directive 2011/65/EU of The European Parliament and of the Council of June 8, 2011 on the restriction of the use of certain hazardous substances in electrical and electronic equipment (EEE) - recast, unless otherwise specified as non-compliant.

Please note that some Vishay documentation may still make reference to RoHS Directive 2002/95/EC. We confirm that all the products identified as being compliant to Directive 2002/95/EC conform to Directive 2011/65/EU.

Vishay Intertechnology, Inc. hereby certifies that all its products that are identified as Halogen-Free follow Halogen-Free requirements as per JEDEC JS709A standards. Please note that some Vishay documentation may still make reference to the IEC 61249-2-21 definition. We confirm that all the products identified as being compliant to IEC 61249-2-21 conform to JEDEC JS709A standards.



Стандарт Электрон Связь

Мы молодая и активно развивающаяся компания в области поставок электронных компонентов. Мы поставляем электронные компоненты отечественного и импортного производства напрямую от производителей и с крупнейших складов мира.

Благодаря сотрудничеству с мировыми поставщиками мы осуществляем комплексные и плановые поставки широчайшего спектра электронных компонентов.

Собственная эффективная логистика и склад в обеспечивает надежную поставку продукции в точно указанные сроки по всей России.

Мы осуществляем техническую поддержку нашим клиентам и предпродажную проверку качества продукции. На все поставляемые продукты мы предоставляем гарантию .

Осуществляем поставки продукции под контролем ВП МО РФ на предприятия военно-промышленного комплекса России , а также работаем в рамках 275 ФЗ с открытием отдельных счетов в уполномоченном банке. Система менеджмента качества компании соответствует требованиям ГОСТ ISO 9001.

Минимальные сроки поставки, гибкие цены, неограниченный ассортимент и индивидуальный подход к клиентам являются основой для выстраивания долгосрочного и эффективного сотрудничества с предприятиями радиоэлектронной промышленности, предприятиями ВПК и научно-исследовательскими институтами России.

С нами вы становитесь еще успешнее!

Наши контакты:

Телефон: +7 812 627 14 35

Электронная почта: sales@st-electron.ru

Адрес: 198099, Санкт-Петербург,
Промышленная ул, дом № 19, литера Н,
помещение 100-Н Офис 331