Lead-free Green

P-CHANNEL ENHANCEMENT MODE FIELD EFFECT TRANSISTOR

NEW PRODUCT

Features

- P-Channel MOSFET
- Very Low On-Resistance
- Very Low Gate Threshold Voltage
- Low Input Capacitance
- Fast Switching Speed
- Low Input/Output Leakage
- Ultra-Small Surface Mount Package
- **Lead Free By Design/RoHS Compliant (Note 2)**
- **"Green" Device (Note 3)**
- **Qualified to AEC-Q101 Standards for High Reliability**

Mechanical Data

- Case: DFN1411-3
- Case Material: Molded Plastic, "Green" Molding Compound. UL Flammability Classification Rating 94V-0
- Moisture Sensitivity: Level 1 per J-STD-020C
- Terminal Connections: See Diagram
- Terminals: Finish - NiPdAu over Copper lead frame. Solderable per MIL-STD-202, Method 208
- Marking Information: See Page 3
- Ordering Information: See Page 3
- Weight: 0.003 grams (approximate)

DFN1411-3



TOP VIEW



BOTTOM VIEW

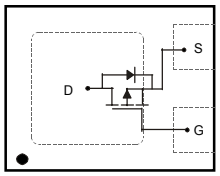

TOP VIEW
Internal Schematic

Maximum Ratings @T_A = 25°C unless otherwise specified

Characteristic		Symbol	Value	Units
Drain-Source Voltage		V_{DSS}	-20	V
Gate-Source Voltage		V_{GSS}	±12	V
Continuous Drain Current (Note 1)	T_A = 25°C T_A = 70°C	I_D	-1.5 -1.2	A

Thermal Characteristics @T_A = 25°C unless otherwise specified

Characteristic	Symbol	Value	Units
Power Dissipation (Note 1)	P_D	500	mW
Thermal Resistance, Junction to Ambient (Note 1)	$R_{\theta JA}$	250	°C/W
Operating and Storage Temperature Range	T_j, T_{STG}	-55 to +150	°C

Electrical Characteristics @T_A = 25°C unless otherwise specified

Characteristic		Symbol	Min	Typ	Max	Unit	Test Condition
OFF CHARACTERISTICS (Note 4)							
Drain-Source Breakdown Voltage		BV_{DSS}	-20	—	—	V	V_{GS} = 0V, I_D = -250μA
Zero Gate Voltage Drain Current	T_J = 25°C T_J = 125°C	I_{DSS}	—	—	-1.0 -5.0	μA	V_{DS} = -20V, V_{GS} = 0V
Gate-Source Leakage		I_{GSS}	—	—	±100	nA	V_{GS} = ±12V, V_{DS} = 0V
ON CHARACTERISTICS (Note 4)							
Gate Threshold Voltage		$V_{GS(th)}$	-0.45	—	-1.0	V	V_{DS} = V_{GS}, I_D = -250μA
Static Drain-Source On-Resistance		$R_{DS\ (ON)}$	—	92 134 180	150 200 240	mΩ	V_{GS} = -4.5V, I_D = -950mA V_{GS} = -2.5V, I_D = -670mA V_{GS} = -1.8V, I_D = -200mA
Forward Transconductance		g_{FS}	—	3.1	—	S	V_{DS} = -10V, I_D = -810mA
Diode Forward Voltage (Note 4)		V_{SD}	—	—	-0.9	V	V_{GS} = 0V, I_S = -360mA
DYNAMIC CHARACTERISTICS							
Input Capacitance		C_{iss}	—	320	—	pF	V_{DS} = -16V, V_{GS} = 0V f = 1.0MHz
Output Capacitance		C_{oss}	—	80	—	pF	
Reverse Transfer Capacitance		C_{rss}	—	60	—	pF	

Notes:
1. Device mounted on FR-4 PCB with 1 inch square pads.
2. No purposefully added lead.
3. Diodes Inc.'s "Green" policy can be found on our website at http://www.diodes.com/products/lead_free/index.php.
4. Short duration pulse test used to minimize self-heating effect.

© Diodes Incorporated

NEW PRODUCT

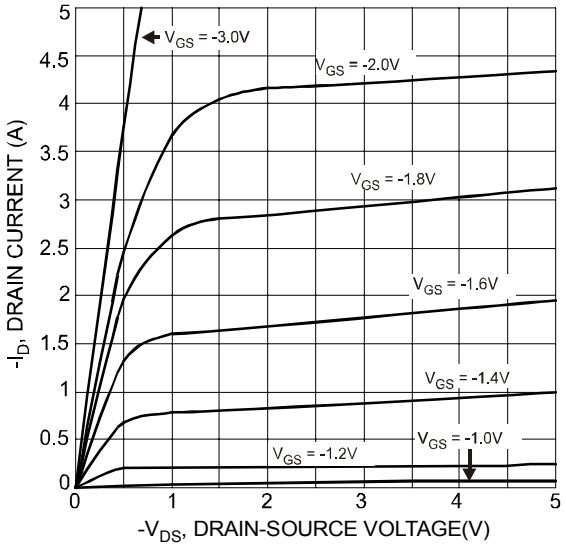

Fig.1 Typical Output Characteristics

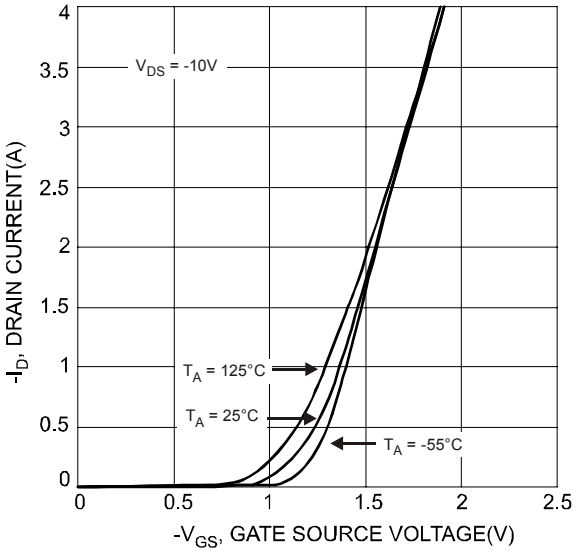

Fig. 2 Typical Transfer Characteristics

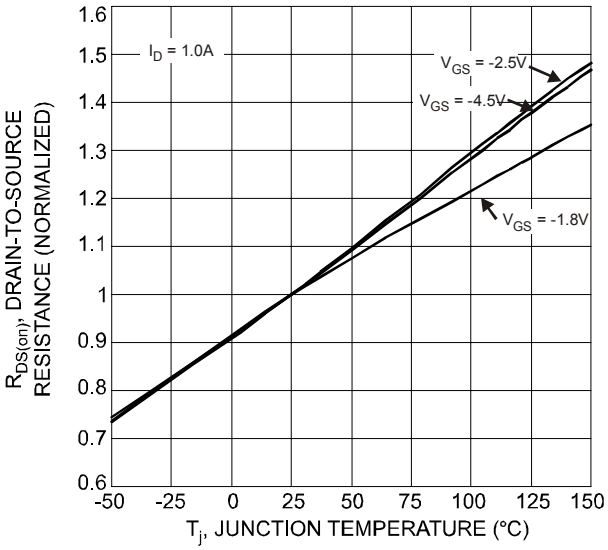

Fig. 3 On-Resistance Variation with Temperature

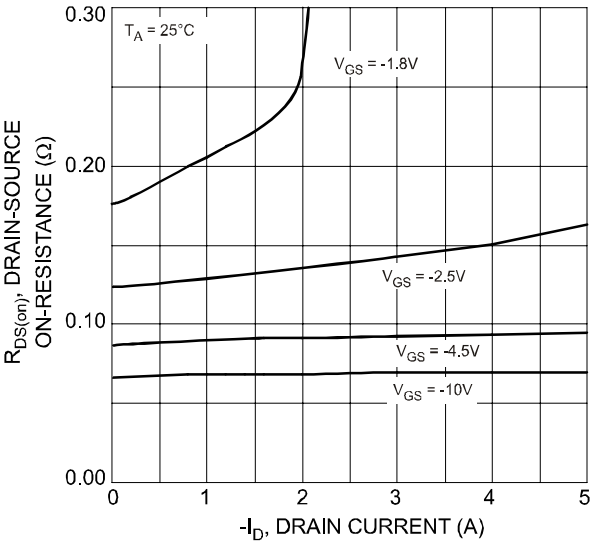

Fig. 4 On-Resistance vs. Drain Current and Gate Voltage

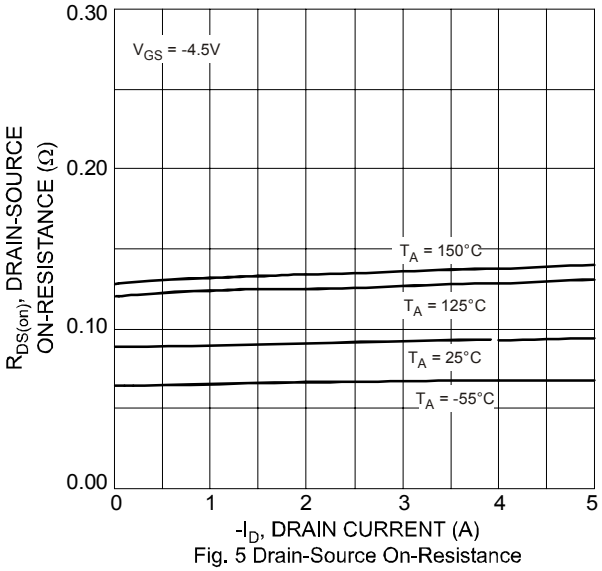

Fig. 5 Drain-Source On-Resistance vs. Drain Current and Temperature

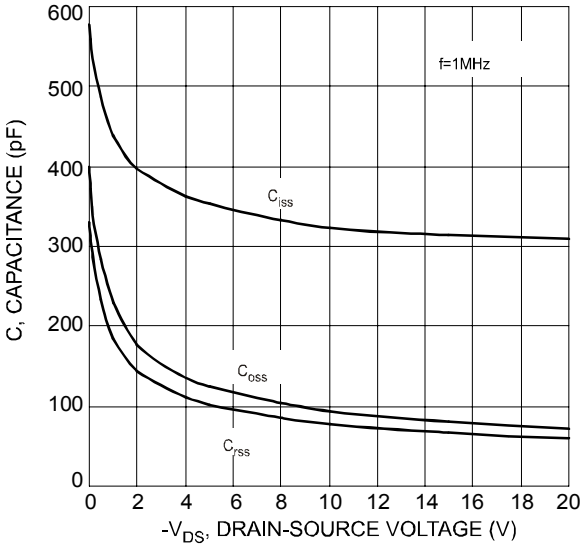

Fig. 6 Typical Capacitance

© Diodes Incorporated

NEW PRODUCT

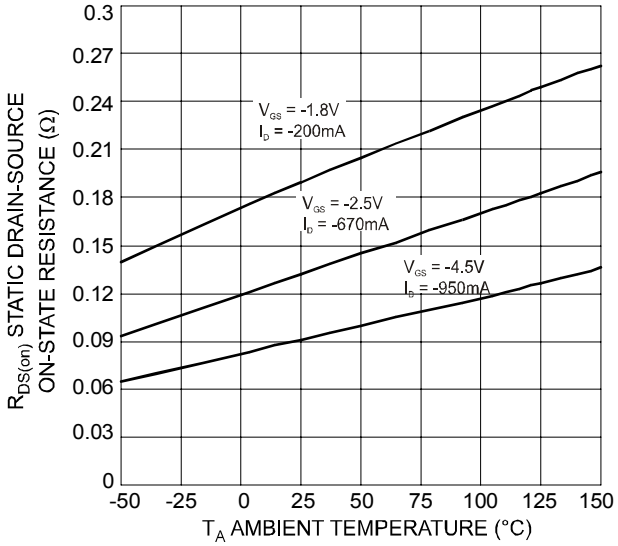

Fig. 7 Static Drain-Source On-State Resistance vs. Ambient Temperature

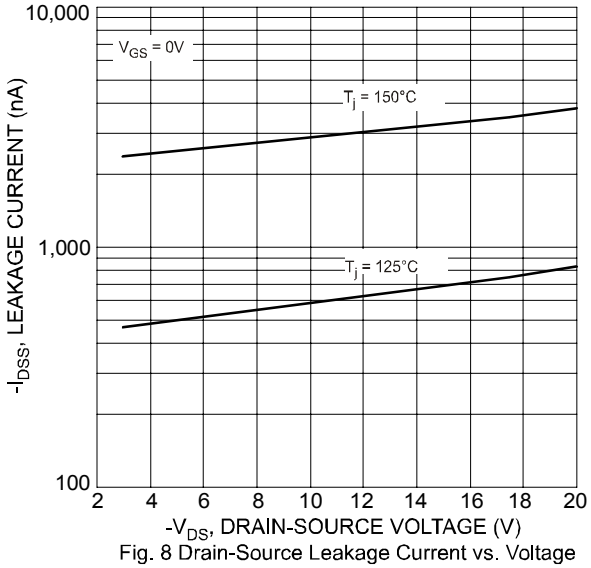

Fig. 8 Drain-Source Leakage Current vs. Voltage

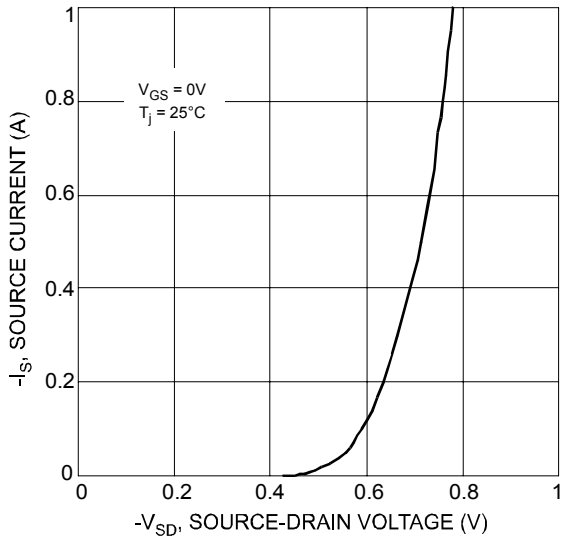

Fig. 9 Diode Forward Voltage vs. Current

Ordering Information (Note 5)

Part Number	Case	Packaging
DMP2104LP-7	DFN1411-3	3000/Tape & Reel

Notes: 5. For packaging details, go to our website at http://www.diodes.com/datasheets/ap02007.pdf.

Marking Information

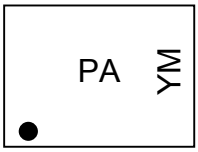

PA = Marking Code
YM = Date Code Marking
Y = Year ex: U = 2007
M = Month ex: 9 = September

Date Code Key

Year	2007	2008	2009	2010	2011	2012
Code	U	V	W	X	Y	Z

Month	Jan	Feb	Mar	Apr	May	Jun	Jul	Aug	Sep	Oct	Nov	Dec
Code	1	2	3	4	5	6	7	8	9	O	N	D

© Diodes Incorporated

NEW PRODUCT

Package Outline Dimensions

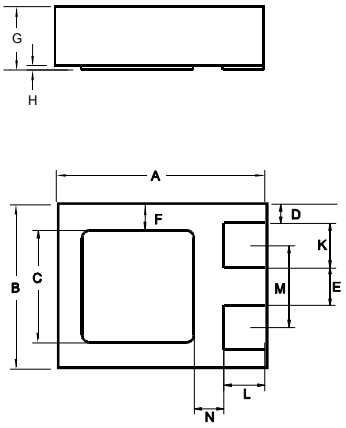

DFN1411-3			
Dim	Min	Max	Typ
A	1.35	1.48	1.40
B	1.05	1.18	1.10
C	0.65	0.85	0.75
D	—	—	0.125
E	—	—	0.25
F	—	—	0.175
G	0.47	0.53	0.50
H	0	0.05	0.02
K	0.25	0.35	0.30
L	0.22	0.33	0.275
M	—	—	0.55
N	—	—	0.20
All Dimensions in mm			

Suggested Pad Layout

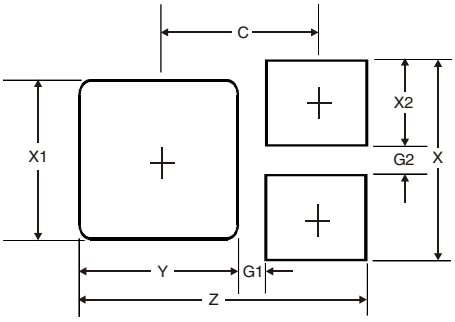

Dimensions	Value (in mm)
Z	1.38
G1	0.15
G2	0.15
X	0.95
X1	0.75
X2	0.40
Y	0.75
C	0.76

IMPORTANT NOTICE

Diodes Incorporated and its subsidiaries reserve the right to make modifications, enhancements, improvements, corrections or other changes without further notice to any product herein. Diodes Incorporated does not assume any liability arising out of the application or use of any product described herein; neither does it convey any license under its patent rights, nor the rights of others. The user of products in such applications shall assume all risks of such use and will agree to hold Diodes Incorporated and all the companies whose products are represented on our website, harmless against all damages.

LIFE SUPPORT

Diodes Incorporated products are not authorized for use as critical components in life support devices or systems without the expressed written approval of the President of Diodes Incorporated.

© Diodes Incorporated

Мы молодая и активно развивающаяся компания в области поставок электронных компонентов. Мы поставляем электронные компоненты отечественного и импортного производства напрямую от производителей и с крупнейших складов мира.

Благодаря сотрудничеству с мировыми поставщиками мы осуществляем комплексные и плановые поставки широчайшего спектра электронных компонентов.

Собственная эффективная логистика и склад в обеспечивает надежную поставку продукции в точно указанные сроки по всей России.

Мы осуществляем техническую поддержку нашим клиентам и предпродажную проверку качества продукции. На все поставляемые продукты мы предоставляем гарантию .

Осуществляем поставки продукции под контролем ВП МО РФ на предприятия военно-промышленного комплекса России , а также работаем в рамках 275 ФЗ с открытием отдельных счетов в уполномоченном банке. Система менеджмента качества компании соответствует требованиям ГОСТ ISO 9001.

Минимальные сроки поставки, гибкие цены, неограниченный ассортимент и индивидуальный подход к клиентам являются основой для выстраивания долгосрочного и эффективного сотрудничества с предприятиями радиоэлектронной промышленности, предприятиями ВПК и научно-исследовательскими институтами России.

С нами вы становитесь еще успешнее!

Наши контакты:

Телефон: +7 812 627 14 35

Электронная почта: sales@st-electron.ru

Адрес: 198099, Санкт-Петербург, Промышленная ул, дом № 19, литера Н, помещение 100-Н Офис 331