

Category 5

High Speed

Single and Ganged Modular Jacks

molex®

FEATURES AND SPECIFICATIONS

Category 5 High Speed Single and Ganged Modular Jacks

Molex Incorporated offers single port and ganged high speed modular jacks for applications that require Category 5 or Category 5e reliability. These high speed jacks have been tested in accordance with EIA/TIA 568B standards and meet the performance criteria of greater than -43dB Near End Cross Talk (NEXT) at 100Mbps/100MHz for Category 5e performance.

Designed as an industry standard footprint and pin layout for Category 5, the RJ-45 modular jack layout is a drop in replacement for many modular jack suppliers. This provides for easy transition of the Molex Category 5 jacks to existing board layouts.

Enhanced tabs on the shield provide a superior ground path to the panel or metal bracket for maximum shielding effectiveness. Internal grounding tabs complete the circuit to ground in shielded cable/plug applications. Single port shields are available with two side panel grounding tabs or with one tab staggered on each side to allow for side-by-side stackability. Unshielded versions of both the single port and ganged high speed jacks are also available.

Features and Benefits

- Gigabit Ethernet compatible
- Delivers Category 5e performance to meet Near End Crosstalk (NEXT) requirements of greater than -43dB on all pair combinations at 100Mbps/100MHz
- Designed for fast Ethernet and ATM applications
- Low profile allows for tight board stacking
- Enhanced panel grounding tabs on shield provide a superior grounding path to panel or bracket
- Housing molded in 30% glass-filled nylon to maintain dimensional integrity to +260°C processing temperature for 1 minute
- 100% Hi-pot and continuity tested for electrical integrity
- Traditional industry standard footprint and pin layout

Applications

- Network Servers
- Hubs
- Routers
- Ethernet Switches
- Broadband Equipment
- Repeaters
- Premise Wiring
- Ethernet Telephony
- ATM Transmission Equipment

APPLICATIONS

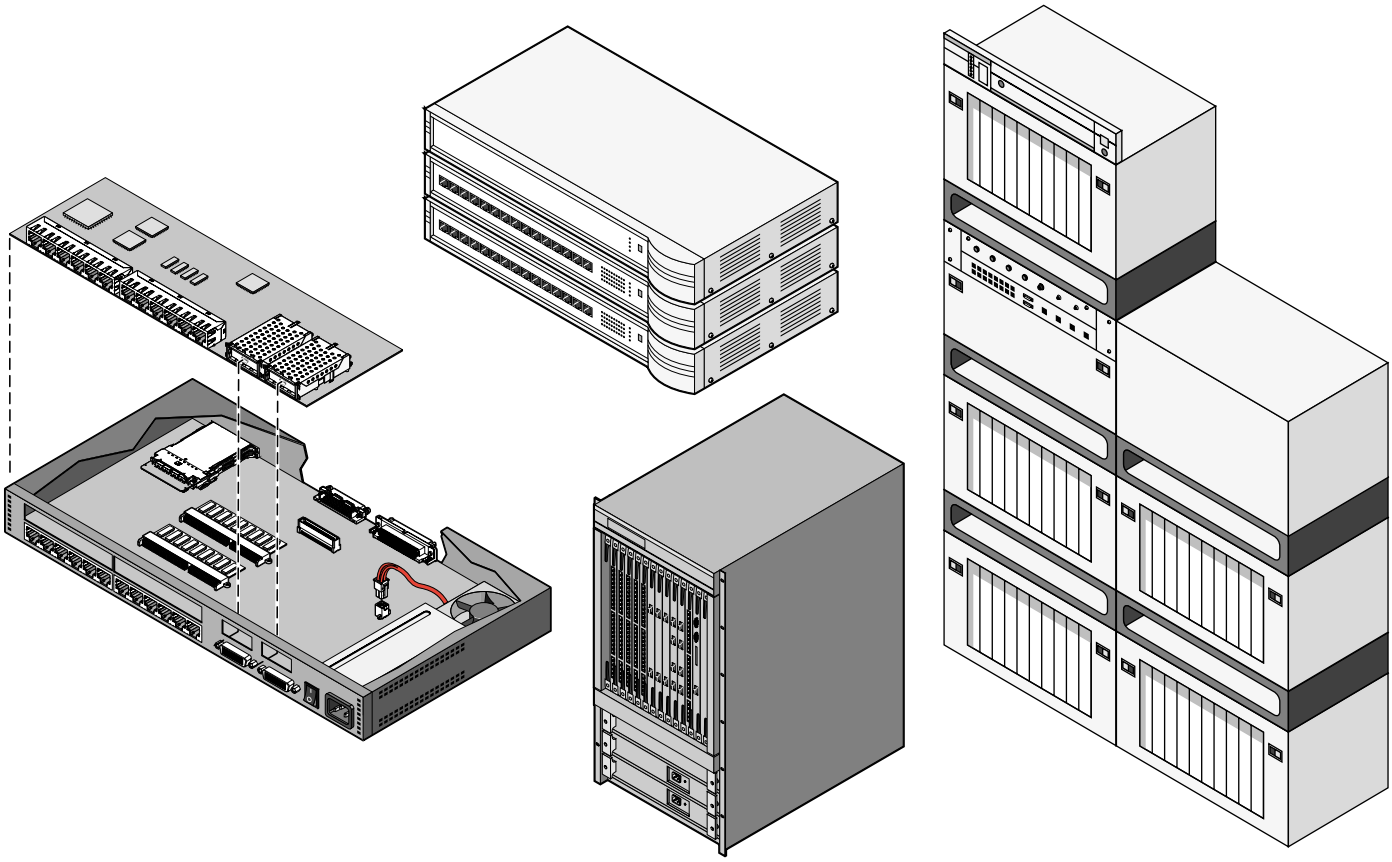

FEATURES AND SPECIFICATIONS

Modular Jack

44050

High Speed, Right Angle Low Profile Shielded and Unshielded Versions

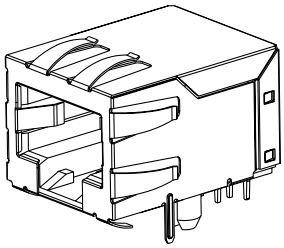

Features and Benefits

- Exceeds Category 5 performance
- Gigabit Ethernet compatible
- Enclosed top
- Industry Standard Footprint
- Shield with enhanced panel grounding tabs
- Surface Mount Compatible

Reference Information

Product Specification: PS-44050-003
Packaging: Tray
UL File No.: E107635
CSA File No.: LR149980
Designed In: Inches

Electrical

Voltage: 125V
Current: 1.5A
Dielectric Withstanding Voltage: 1000V AC
Insulation Resistance: 500 MΩ min.

Mechanical

Durability: 500 cycles min.

Physical

Hog: Black glass-filled, high temperature nylon, UL 94V-0
Plating: Contact Area—1.27µm (50µ") min. Gold
Solder Tails—1.27µm (50µ") Tin/Lead
On both contact area and solder tails over nickel overall
Temperature: -40 to +80˚C

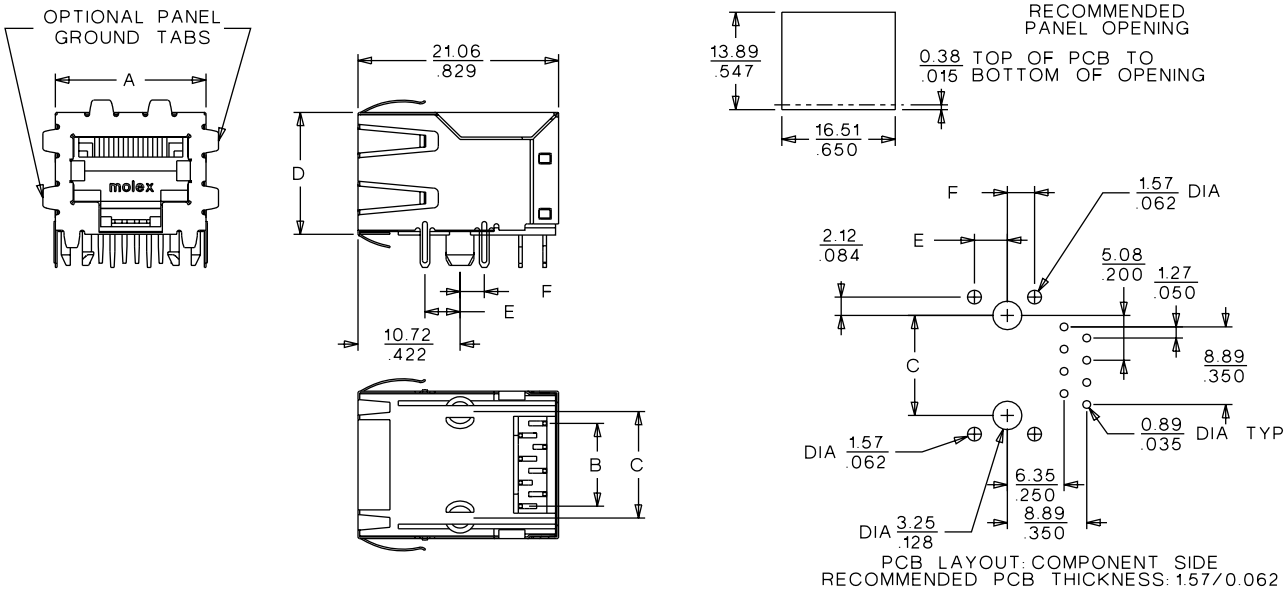

ORDERING INFORMATION AND DIMENSIONS

Circuits	Loaded Contacts	Order No.					Dimension					
		Unshielded	Shielded									
			With All Panel Grounding Tabs		With Offset Panel Grounding Tabs							
			Location E	Location F	Location E	Location F	A	B	C	D	E	F
8	8	44050-0001					15.24 (.600)	8.89 (.350)	11.43 (.450)	12.83 (.505)		
8	8		44050-0007		44050-0009		15.80 (.622)	8.89 (.350)	11.43 (.450)	13.08 (.515)	4.57 (.180)	
8	8		44050-0002		44050-0004		15.80 (.622)	8.89 (.350)	11.43 (.450)	13.08 (.515)	3.68 (.145)	
8	8		44050-0006		44050-0008		15.80 (.622)	8.89 (.350)	11.43 (.450)	13.08 (.515)	3.05 (.120)	
8	8			44050-0003		44050-0005	15.80 (.622)	8.89 (.350)	11.43 (.450)	13.08 (.515)		3.05 (.120)

FEATURES AND SPECIFICATIONS

Modular Jack

44150

High Speed, Ganged, Right Angle, Low Profile Shielded and Unshielded Versions

Features and Benefits

- Exceeds Category 5 performance
- Gigabit Ethernet compatible
- 2, 4, 6 and 8 port configurations available
- Shield with enhanced panel grounding tabs
- 100% tested for hi-pot and continuity
- Industry Standard Footprint
- High-temperature plastic

Reference Information

Product Specification: PS-44150-003
Packaging: Tray
UL File No.: E107635
CSA File No.: LR19980
Designed In: Inches

Electrical

Voltage: 125V
Current: 1.5A
Dielectric Withstanding Voltage: 1000V AC
Insulation Resistance: 500 MΩ min.

Mechanical

Durability: 500 cycles min.

Physical

Housing: Glass-filled nylon, UL 94V-0
Plating: Contact Area—1.27µm (50µ") min. Gold
Solder Tails—1.27µm (50µ") Tin/Lead
On both contact area and solder tails over nickel overall
Temperature: -40 to +80˚C

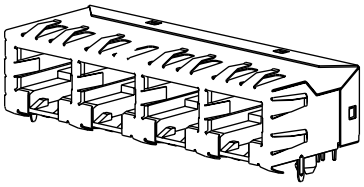

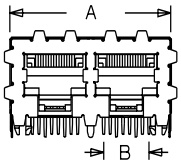

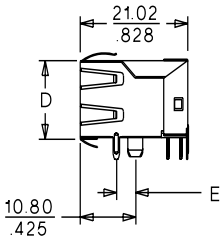

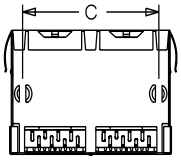

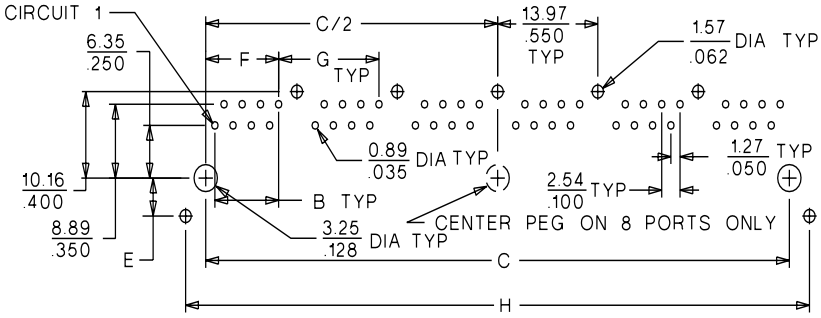

PCB LAYOUT: COMPONENT SIDE
2 THROUGH 8 PORTS SHIELDED
6 PORT LAYOUT SHOWN

RECOMMENDED PCB THICKNESS: 1.57 / .062

ORDERING INFORMATION AND DIMENSIONS

Circuits	Loaded Contacts	No. of Ports	Order No.		Dimension					
			Snap-Fit Pegs	Press-Fit Pegs	A	B	C	D	F	G
8	8	2	44150-0001	44150-0017	30.48 (1.20)	8.89 (.350)	25.40 (1.00)	12.83 (.505)	10.16 (.400)	13.97 (.550)
8	8	4	44150-0002	44150-0018	58.42 (2.30)	8.89 (.350)	53.34 (2.10)	12.83 (.505)	10.16 (.400)	13.97 (.550)
8	8	6	44150-0003	44150-0019	86.36 (3.40)	8.89 (.350)	82.28 (3.20)	12.83 (.505)	10.16 (.400)	13.97 (.550)
8	8	8	44150-0004	44150-0020	114.30 (4.50)	8.89 (.350)	109.22 (4.30)	12.83 (.505)	10.16 (.400)	13.97 (.550)

Circuits	Loaded Contacts	No. of Ports	Order No.				Dimension						
			Option 1*		Option 2†								
			Snap-Fit Pegs	Press-Fit Pegs	Snap-Fit Pegs	Press-Fit Pegs	A	B	C	D	F	G	H
8	8	2	44150-0005	44150-0021	44150-0011	44150-0027	30.48 (1.20)	8.89 (.350)	25.40 (1.00)	13.31 (.524)	10.16 (.400)	13.97 (.550)	30.99 (1.22)
8	8	4	44150-0006	44150-0022	44150-0012	44150-0028	58.42 (2.30)	8.89 (.350)	53.34 (2.10)	13.31 (.524)	10.16 (.400)	13.97 (.550)	58.93 (2.32)
8	8	6	44150-0007	44150-0023	44150-0013	44150-0029	86.36 (3.40)	8.89 (.350)	82.28 (3.20)	13.31 (.524)	10.16 (.400)	13.97 (.550)	86.87 (3.42)
8	8	8	44150-0008	44150-0024	44150-0014	44150-0030	114.30 (4.50)	8.89 (.350)	109.22 (4.30)	13.31 (.524)	10.16 (.400)	13.97 (.550)	114.81 (4.52)

Note: Contact Inside Sales for alternative rear grounding tab option on 4 and 8 port order numbers only.
* Dimension E = 3.68mm (.145")
† Dimension E = 4.57mm (.180")

Americas Headquarters
Lisle, Illinois 60532 U.S.A.
Tel:1-800-78MOLEX
Fax:630-969-1352

Far East North Headquarters
Yamato, Kanagawa, Japan
Tel:81-462-65-2324
Fax:81-462-65-2366

Far East South Headquarters
Jurong, Singapore
Tel:65-268-6868
Fax:65-265-6044

European Headquarters
Munich, Germany
Tel:49-89-413092-0
Fax:49-89-401527

Corporate Headquarters
2222 Wellington Ct.
Lisle, IL 60532 U.S.A.
Tel:630-969-4550

Visit our Web site at http://www.molex.com

Printed in USA/5K/JI/JI/2000.06

©2000, Molex

Мы молодая и активно развивающаяся компания в области поставок электронных компонентов. Мы поставляем электронные компоненты отечественного и импортного производства напрямую от производителей и с крупнейших складов мира.

Благодаря сотрудничеству с мировыми поставщиками мы осуществляем комплексные и плановые поставки широчайшего спектра электронных компонентов.

Собственная эффективная логистика и склад в обеспечивает надежную поставку продукции в точно указанные сроки по всей России.

Мы осуществляем техническую поддержку нашим клиентам и предпродажную проверку качества продукции. На все поставляемые продукты мы предоставляем гарантию .

Осуществляем поставки продукции под контролем ВП МО РФ на предприятия военно-промышленного комплекса России , а также работаем в рамках 275 ФЗ с открытием отдельных счетов в уполномоченном банке. Система менеджмента качества компании соответствует требованиям ГОСТ ISO 9001.

Минимальные сроки поставки, гибкие цены, неограниченный ассортимент и индивидуальный подход к клиентам являются основой для выстраивания долгосрочного и эффективного сотрудничества с предприятиями радиоэлектронной промышленности, предприятиями ВПК и научно-исследовательскими институтами России.

С нами вы становитесь еще успешнее!

Наши контакты:

Телефон: +7 812 627 14 35

Электронная почта: sales@st-electron.ru

Адрес: 198099, Санкт-Петербург, Промышленная ул, дом № 19, литера Н, помещение 100-Н Офис 331