


# SILICON EPITAXIAL PLANAR DIODE

## 1N4148CSM

- Low Leakage
- Fast Switching
- Low Forward Voltage
- Hermetic Ceramic Surface Mount Package
- Suitable for general purpose, switching applications.
- Screening Options Available



### ABSOLUTE MAXIMUM RATINGS (T<sub>A</sub> = 25°C unless otherwise stated)

V <sub>BR</sub>	Breakdown Voltage	100V
V <sub>RWM</sub>	Working Peak Reverse Voltage	75V
I <sub>O</sub> <sup>(1)</sup>	Average Rectified Output Current, T <sub>A</sub> = 75°C	200mA
I <sub>FSM</sub>	Surge Current, half sine wave, t <sub>p</sub> = 8.3ms	2A
P <sub>D</sub> <sup>(1)</sup>	Total Power Dissipation at T <sub>A</sub> = 75°C	385mW
	Derate Above 75°C	3.08mW/°C
P <sub>D</sub>	Total Power Dissipation at T <sub>SP</sub> = 75°C	1.042W
	Derate Above 75°C	8.33mW/°C
T <sub>J</sub>	Junction Temperature Range	-65 to +200°C
T <sub>stg</sub>	Storage Temperature Range	-65 to +200°C

### THERMAL PROPERTIES

Symbols	Parameters	Min.	Typ.	Max.	Units
R <sub>θJA</sub> (PCB) <sup>(1)</sup>	Thermal Resistance, Junction To Ambient, On PCB			325	°C/W
R <sub>θJSP</sub>	Thermal Resistance, Junction To Solder Pads			120	°C/W

#### Notes

- (1) PCB = FR4 – 0.0625 Inch (1.59mm), 1 Layer, 1.0-Oz Cu, horizontal, in still air.  
R<sub>θJA</sub> with a defined PCB thermal resistance condition included, is measured at I<sub>O</sub> = 200mA.

SILICON EPITAXIAL  
 PLANAR DIODE  
 1N4148CSM

**ELECTRICAL CHARACTERISTICS** ( $T_A = 25^\circ\text{C}$  unless otherwise stated)

Symbols	Parameters	Test Conditions	Min.	Typ	Max.	Units	
$V_{BR}$	Breakdown Voltage	$I_R = 100\mu\text{A}$	100			V	
$V_F^{(2)}$	Forward Voltage	$I_F = 10\text{mA}$			0.8		
		$I_F = 100\text{mA}$			1.2		
		$I_F = 10\text{mA}$ $T_A = 150^\circ\text{C}$			0.8		
		$I_F = 100\text{mA}$ $T_A = -55^\circ\text{C}$			1.3		
$I_R$	Reverse Current	$V_R = 20\text{V}$			25	nA	
		$V_R = 75\text{V}$			500		
		$V_R = 20\text{V}$	$T_A = 150^\circ\text{C}$			35	$\mu\text{A}$
		$V_R = 75\text{V}$				75	

**DYNAMIC CHARACTERISTICS**

C	Capacitance	$V_R = 0\text{V}$	f = 1.0MHz			4	pF
		$V_R = 1.5\text{V}$				2.8	
$t_{rr}$	Reverse Recovery Time	$I_F = I_R = 10\text{mA}$ $I_{REC} = 1.0\text{mA}$	$R_L = 100\Omega$			5	ns

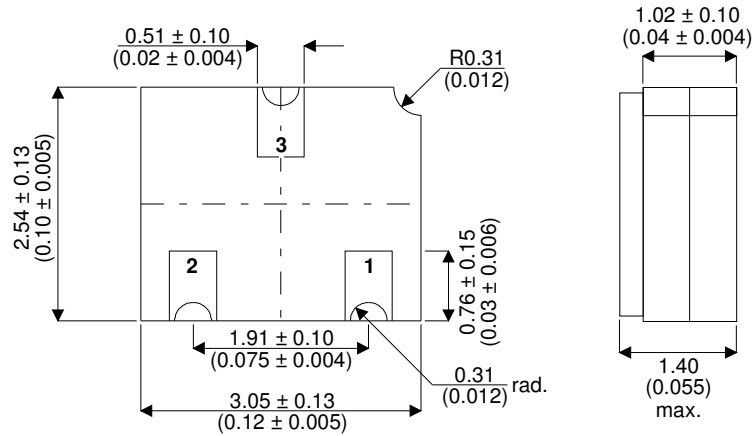
**Notes**

(2) Pulse Width  $\leq 300\mu\text{s}$ ,  $\delta \leq 2\%$

# SILICON EPITAXIAL PLANAR DIODE 1N4148CSM

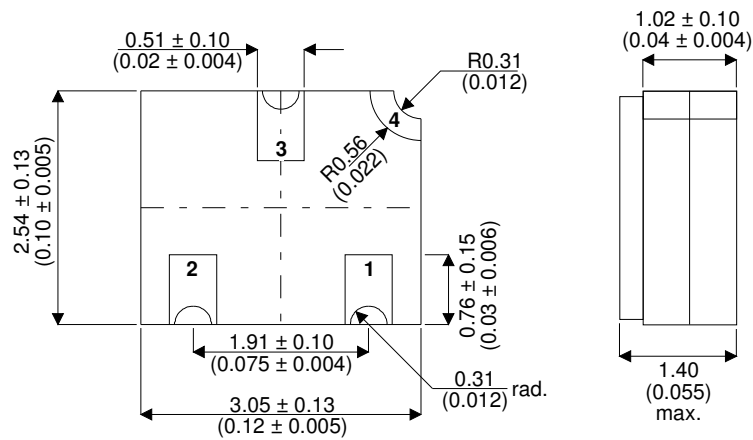
## MECHANICAL DATA

Dimensions in mm (inches)



**LCC1**  
(Underside View)

Pad 1 - Anode      Pad 2 - N/C      Pad 3 - Cathode



**LCC1-4**  
(Underside View)

Pad 1 - Anode      Pad 2 - N/C      Pad 3 - Cathode      Pad 4 -Lid Contact Ground \*

**Note: If required, must be requested at time of order**

\* The additional contact provides a connection to the lid in the application. Connecting the metal lid to a known electrical potential stops deep dielectric discharge in space applications; see the Space Weather link [www.semelab.co.uk/mil/lcc1\\_4](http://www.semelab.co.uk/mil/lcc1_4) on the Semelab web site. Package variant to be specified at order.

Other Package Outlines may be available – Contact Semelab Sales to Enquire

# SILICON EPITAXIAL PLANAR DIODE 1N4148CSM

## SCREENING OPTIONS

Space Level (JQRS/ESA) and High Reliability options are available in accordance with the [High Reliability and Screening Options Handbook](#) available for download from the from the TT electronics Semelab web site.

ESA Quality Level Products are based on the testing procedures specified in the generic ESCC 5000 and in the corresponding part detail specifications.

Semelabs QR216 and QR217 processing specifications (JQRS), in conjunction with the companies ISO 9001:2000 approval present a viable alternative to the American MIL-PRF-19500 space level processing.

QR217 (Space Level Quality Conformance) is based on the quality conformance inspection requirements of MIL-PRF-19500 groups A (table V), B (table VIa), C (table VII) and also ESA / ESCC 5000 (chart F4) lot validation tests.

QR216 (Space Level Screening) is based on the screening requirements of MIL-PRF-19500 (table IV) and also ESA /ESCC 5000 (chart F3).

JQRS parts are processed to the device data sheet and screened to QR216 with conformance testing to Q217 groups A and B in accordance with MIL-STD-750 methods and procedures.

Additional conformance options are available, for example Pre-Cap Visual Inspection, Buy-Off Visit or Data Packs. These are chargeable and must be specified at the order stage (See Ordering Information). Minimum order quantities may apply.

Alternative or additional customer specific conformance or screening requirements would be considered. Contact Semelab sales with enquires.

## MARKING DETAILS

Screened parts are typically marked with specification number, serial number (or week of seal) as shown in the example below. All non screened parts are printed with three characters only eg. 148.

Customer specific marking requirements can be arranged at time of order but is approximately limited to two lines of 7 Characters. This is to ensure text remains readable..

Example Marking:



## ORDERING INFORMATION

Part number is built from part and screening level. The part number can be extended to include the additional options as shown below.

Type – See Electrical Stability Characteristics Table

Package Variant – See Mechanical Data

Screening Level – See Screening Options (ESA / JQRS)

Additional Options:

Customer Pre-Cap Visual Inspection	.CVP
Customer Buy-Off visit	.CVB
Data Pack	.DA
Solderability Samples	.SS
Scanning Electron Microscopy	.SEM
Radiography (X-ray)	.XRAY
Total Dose Radiation Test	.RAD
MIL-PRF-19500 (QR217)	
Group B charge	.GRPB
Group B destructive mechanical samples	.GBDM (12 pieces)
Group C charge	.GRPC
Group C destructive electrical samples	.GCDE (12 pieces)
Group C destructive mechanical samples	.GCDM (6 pieces)
ESA/ESCC	
Lot Validation Testing (subgroup 1) charge	.LVT1
LVT1 destructive samples (environmental)	.L1DE (15 pieces)
LVT1 destructive samples (mechanical)	.L1DM (15 pieces)
Lot Validation Testing (subgroup 2) charge	.LVT2
LVT2 endurance samples (electrical)	.L2D (15 pieces)
Lot Validation Testing (subgroup 3) charge	.LVT3
LVT3 destructive samples (mechanical)	.L3D (5 pieces)

Additional Option Notes:

- 1) All 'Additional Options' are chargeable and must be specified at order stage.
- 2) When Group B,C or LVT is required, additional electrical and mechanical destructive samples must be ordered
- 3) All destructive samples are marked the same as other production parts unless otherwise requested.

Example ordering information:

The following example is for the part with, JQRS screening, additional Group C conformance testing and a Data pack.

Part Numbers:

- 1N4148CSM-JQRS (Include quantity for flight parts)
- 1N4148CSM-JQRS.GRPC (chargeable conformance option)
- 1N4148CSM-JQRS.GCDE (charge for destructive parts)
- 1N4148CSM-JQRS.GCDM (charge for destructive parts)
- 1N4148CSM-JQRS.DA (charge for Data pack)

Customers with any specific requirements (e.g. marking, package or screening) may be supplied with a similar alternative part number (there is maximum 20 character limit to part numbers). Requirements for deep dielectric discharge variant (LCC1-4) must be specified at time of order. Contact Semelab sales with all enquiries

High Reliability and Screening Options Handbook link: [http://www.semelab.co.uk/pdf/misc/documents/hirel\\_and\\_screening\\_options.pdf](http://www.semelab.co.uk/pdf/misc/documents/hirel_and_screening_options.pdf)



**Стандарт  
Электрон  
Связь**

Мы молодая и активно развивающаяся компания в области поставок электронных компонентов. Мы поставляем электронные компоненты отечественного и импортного производства напрямую от производителей и с крупнейших складов мира.

Благодаря сотрудничеству с мировыми поставщиками мы осуществляем комплексные и плановые поставки широчайшего спектра электронных компонентов.

Собственная эффективная логистика и склад в обеспечивает надежную поставку продукции в точно указанные сроки по всей России.

Мы осуществляем техническую поддержку нашим клиентам и предпродажную проверку качества продукции. На все поставляемые продукты мы предоставляем гарантию .

Осуществляем поставки продукции под контролем ВП МО РФ на предприятия военно-промышленного комплекса России , а также работаем в рамках 275 ФЗ с открытием отдельных счетов в уполномоченном банке. Система менеджмента качества компании соответствует требованиям ГОСТ ISO 9001.

Минимальные сроки поставки, гибкие цены, неограниченный ассортимент и индивидуальный подход к клиентам являются основой для выстраивания долгосрочного и эффективного сотрудничества с предприятиями радиоэлектронной промышленности, предприятиями ВПК и научно-исследовательскими институтами России.

С нами вы становитесь еще успешнее!

**Наши контакты:**

**Телефон:** +7 812 627 14 35

**Электронная почта:** [sales@st-electron.ru](mailto:sales@st-electron.ru)

**Адрес:** 198099, Санкт-Петербург,  
Промышленная ул, дом № 19, литера Н,  
помещение 100-Н Офис 331