

Series PVI5013RPbF

Photovoltaic Isolator
Solid-State
Opto-Isolated MOSFET Gate Driver
Dual-Channel, 5V, 1.0 μ A

General Description

The PVI5013R Photovoltaic Isolator is a dual-channel, opto-isolated driver capable of directly driving gates of power MOSFETs or IGBTs. It utilizes a monolithic integrated circuit photovoltaic generator of novel construction as its output. The output is controlled by radiation from a GaAlAs light emitting diode (LED) which is optically isolated from the photovoltaic generator.


The PVI5013R is ideally suited for applications requiring high-current and/or high voltage switching with optical isolation between the low-level driving circuitry and high-energy or high-voltage load circuits. It can be used for directly driving gates of power MOSFETs. The dual-channel configuration allows its outputs to drive independent discrete power MOSFETs, or be connected in parallel or in series to provide higher-current drive for power MOSFETs or higher-voltage drive for IGBTs. PVI5013R employs a fast turn-off circuitry.

PVI5013R Photovoltaic Isolators are packaged in an 8-pin, molded DIP package with either thru-hole or surface-mount (gull-wing) terminals. It is available in standard plastic shipping tubes or on tape-and-reel.

Please refer to Part Identification information opposite.

Features

- Monolithic construction
- 3,750 V_{RMS} I/O Isolation
- 1,200 V_{DC} output-to-output isolation
- Dual-Channel application flexibility
- Solid-State reliability
- UL recognized and BABT Certified



Applications

- Telecommunications
- Load Distribution
- Industrial Controls
- Instrumentation and Measurement

Part Identification

| | |
|----------------|---------------------------------|
| PVI5013RPbF | thru-hole |
| PVI5013RSPbF | surface-mount |
| PVI5013RS-TPbF | surface-mount, Tape and Reel |

Electrical Specifications ($-40^{\circ}\text{C} \leq T_A \leq +85^{\circ}\text{C}$ unless otherwise specified)

| INPUT CHARACTERISTICS | Limits | Units |
|--------------------------------------------------------------------------|-----------|---------------|
| Minimum Input Current (see figure 1) | 5.0 | mA |
| Input Current Range (see figure 1) | 3.0 to 25 | mA |
| Maximum Continuous Input Current @ $T_A=+25^{\circ}\text{C}$ | 40 | mA |
| LED Forward Voltage Drop @ 5mA, $T_A=+25^{\circ}\text{C}$ (see figure 3) | 1.4 | V |
| Maximum Reverse Voltage | 6.0 | V |
| Maximum Reverse Current @ -6Vdc, $T_A=+25^{\circ}\text{C}$ | 10 | μA |

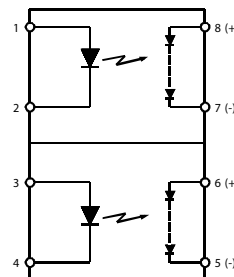
| OUTPUT CHARACTERISTICS | Limits | Units |
|-------------------------|--------|--------------------|
| Minimum Forward Voltage | 8.0 | V _{DC} |
| Maximum Reverse Current | 10 | μA_{DC} |

| COUPLED CHARACTERISTICS | Limits | Units |
|------------------------------------------------------------------------------------------------------------------------------------------------------------|---------|---------------|
| Minimum Output Voltage @ I _{LED} = 5mA, R _L = 10M Ω @ $T_A=0^{\circ}\text{C}$ to $+70^{\circ}\text{C}$ (see figures 1 and 2) | 3 | V |
| Maximum Output Voltage @ I _{LED} = 5mA, R _L = 10M Ω @ $T_A=0^{\circ}\text{C}$ to $+70^{\circ}\text{C}$ (see figures 1 and 2) | 8 | V |
| Maximum Voltage Differential Between Outputs @ I _{LED} = 5mA, R _L = 10M Ω | 1.0 | V |
| Typical Output Short-Circuit Current @ I _{LED} = 5mA, @ $T_A=+25^{\circ}\text{C}$ (see figures 1 and 2) | 1.0 | μA |
| Maximum Turn-On Time @ I _{LED} = 5mA, C _{LOAD} = 200pF (see figure 4) | 5 | ms |
| Max. Turn-Off Time @ I _{LED} = 5mA, C _{LOAD} = 200pF (see figure 4) | 0.25 | ms |
| Off-State Clamping Resistance: | minimum | 100 Ω |
| | maximum | 3300 Ω |

| GENERAL CHARACTERISTICS | Limits | Units |
|-----------------------------------------------------------------------------------------------------------|------------------|--------------------------------|
| Minimum Dielectric Strength, Input-Output | 3750 | V _{RMS} |
| Minimum Dielectric Strength, Output-to-Output | 1200 | V _{DC} |
| Minimum Insulation Resistance, Input-to-Output @ $T_A=+25^{\circ}\text{C}$, 50%RH, 100V _{DC} | 10 ¹² | Ω |
| Maximum Capacitance, Input-Output | 5.0 | qpF |
| Maximum Pin Soldering Temperature (10 seconds maximum) | +260 | $^{\circ}\text{C}$ |
| Ambient Temperature Range: | Operating | -40 to +85 $^{\circ}\text{C}$ |
| | Storage | -40 to +100 $^{\circ}\text{C}$ |

International Rectifier does not recommend the use of this product in aerospace, avionics, military or life support applications. Users of this International Rectifier product in such applications assume all risks of such use and indemnify International Rectifier against all damages resulting from such use.

Connection Diagram



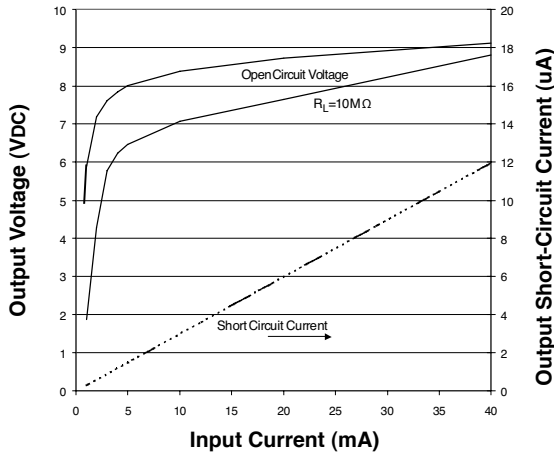


Figure 1. Typical Output Characteristics

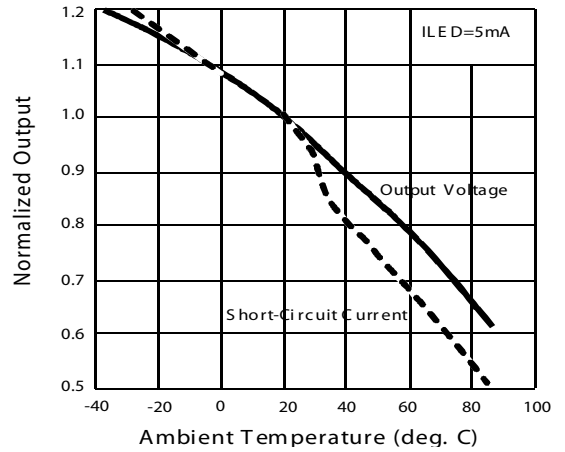


Figure 2. Typical Variation of Output

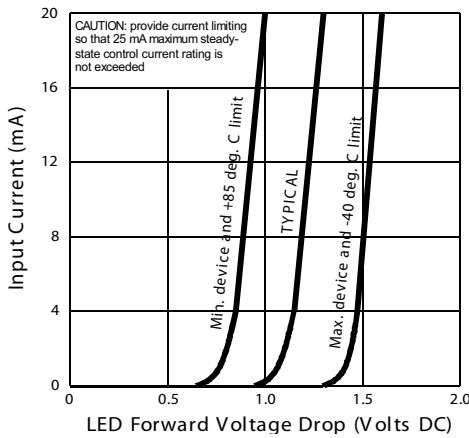


Figure 3. Input Characteristics (Current Controlled)

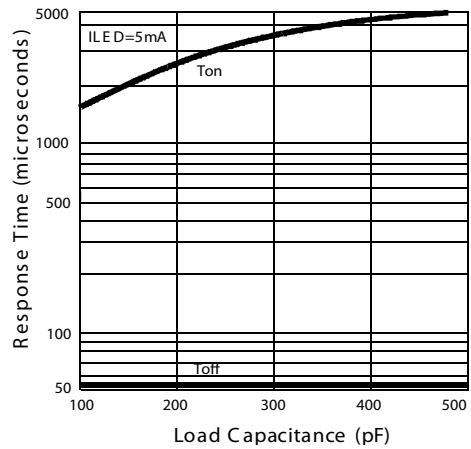
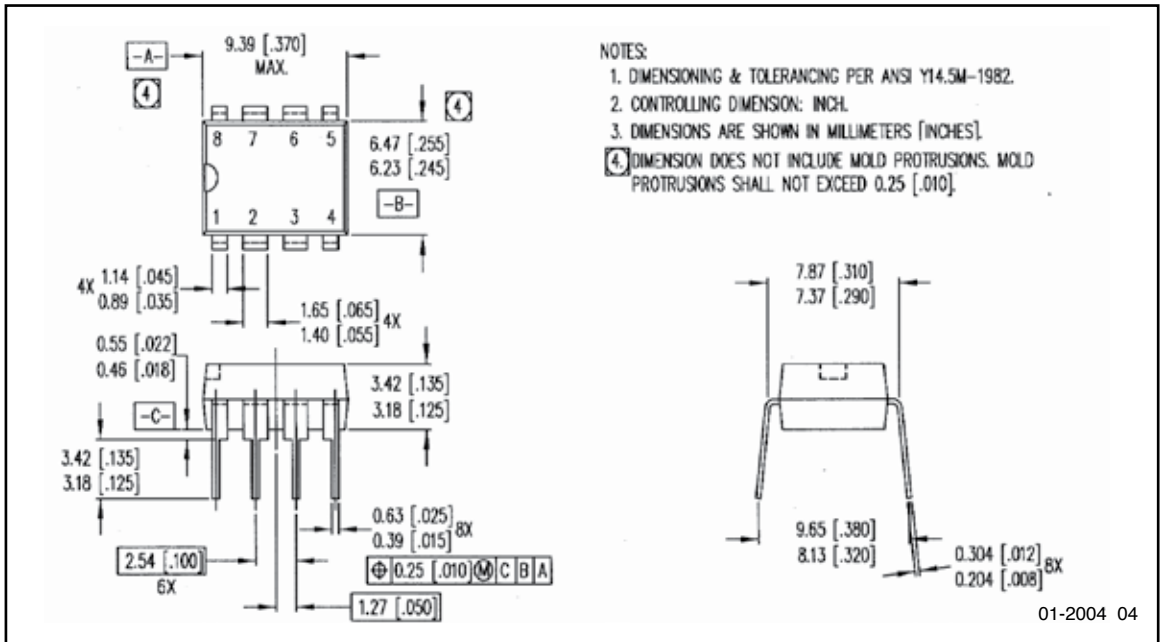
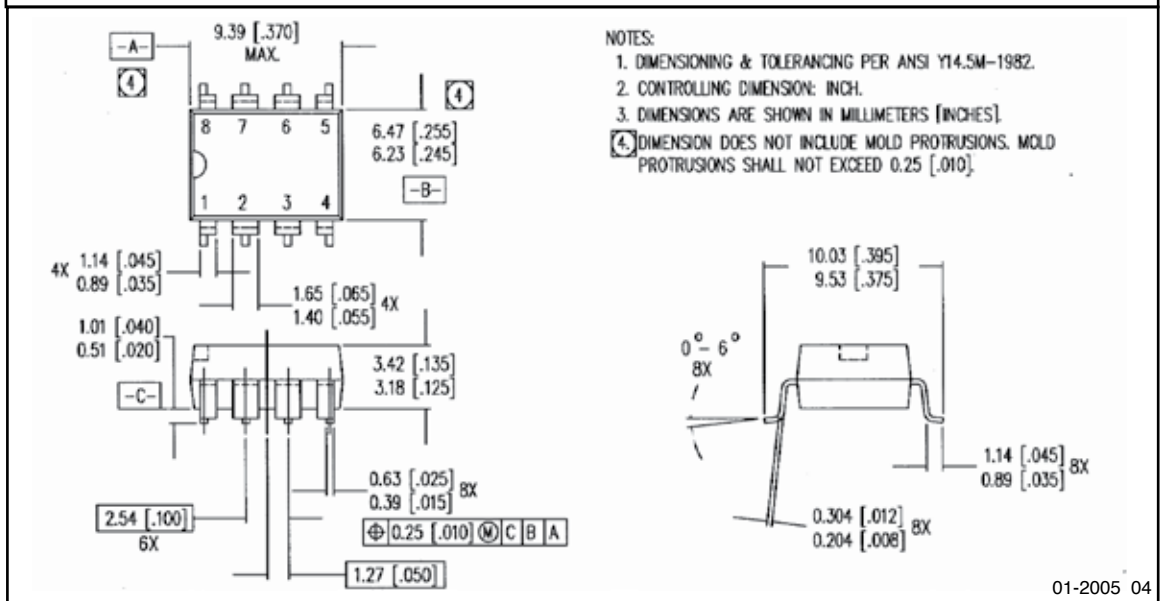


Figure 4. Typical Response Time

Case Outlines



01-2004 04



01-2005 04

IR WORLD HEADQUARTERS: 233 Kansas St., El Segundo, California 90245 Tel: (310) 252-7105
Data and specifications subject to change without notice. 2/2008



Стандарт Электрон Связь

Мы молодая и активно развивающаяся компания в области поставок электронных компонентов. Мы поставляем электронные компоненты отечественного и импортного производства напрямую от производителей и с крупнейших складов мира.

Благодаря сотрудничеству с мировыми поставщиками мы осуществляем комплексные и плановые поставки широчайшего спектра электронных компонентов.

Собственная эффективная логистика и склад в обеспечивает надежную поставку продукции в точно указанные сроки по всей России.

Мы осуществляем техническую поддержку нашим клиентам и предпродажную проверку качества продукции. На все поставляемые продукты мы предоставляем гарантию .

Осуществляем поставки продукции под контролем ВП МО РФ на предприятия военно-промышленного комплекса России , а также работаем в рамках 275 ФЗ с открытием отдельных счетов в уполномоченном банке. Система менеджмента качества компании соответствует требованиям ГОСТ ISO 9001.

Минимальные сроки поставки, гибкие цены, неограниченный ассортимент и индивидуальный подход к клиентам являются основой для выстраивания долгосрочного и эффективного сотрудничества с предприятиями радиоэлектронной промышленности, предприятиями ВПК и научно-исследовательскими институтами России.

С нами вы становитесь еще успешнее!

Наши контакты:

Телефон: +7 812 627 14 35

Электронная почта: sales@st-electron.ru

Адрес: 198099, Санкт-Петербург,
Промышленная ул, дом № 19, литера Н,
помещение 100-Н Офис 331