

SMART-CASE

Order data on pages 122-123

OKW
GEHÄUSE
SYSTEME



GOOD TO HOLD



THE PRODUCT

The idea of giving greater expression to ergonomic requirements was the starting point of the development of the SMART-CASE.

And so the design follows the touch sensation of the human being, thus facilitating natural sequences of hand movements.

Benefit from the outstanding balance between design and technical sophistication.

YOUR ADVANTAGE

Convincing ergonomics; unique design.

Ideal for remote controls, with cables or with battery compartment.

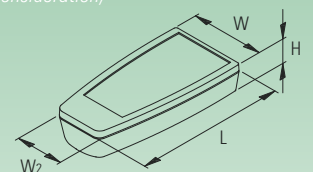
Cable glands for sizes M, L and XL for cables \varnothing 3.4 - 5.9 mm. Cable gland already included.

NEW: enclosures in colour black with black cable gland.

Max. size of PCB (L x W/W₂ in mm)

	bottom part	top part
XS	46 x 29/18	—
M	58 x 38/30	63 x 40/31
L	88 x 50/42	117 x 51/37
XL	127 x 60/50	78 x 60/56 + 50 x 55/47

(cutouts of pillars not taken into consideration)



detailed drawings see our website
www.okw.com

SMART-CASE

Order data on pages 122-123



APPLICATION PERFECTED



Protection class up to IP 65
With sealing (accessories) sizes L and XL versions without battery compartment.

YOUR ADVANTAGE

Optionally in material permeable to infra-red signals from stock. For utmost efficiency the front face is polished.

Recessed operating area to protect the membrane keyboard (M/L/XL).

Fastening pillars and fixing supports for PCBs and components.




APPLICATIONS

Remote controls of all types, wireless or with cable connection.

Especially suitable for use in hospitals and social fields as well as in industry and households.



SMART-CASE

SMART-CASE	Outside dim. in mm			Version / Equipment (dim. in mm)			max. dim. keypad	ABS (UL 94 HB)			PMMA plexiglass® black RAL 9005*1	
	L	W	H	battery compartment	cable gland approx. ø			off-white RAL 9002 (cable gland: volcano vers. III-V)	black RAL 9005	black RAL 9005 (gland black)		
	XS	58	35.6	19	–	–	–	–*2	A 90 64 107	A 90 64 109	– NEW	A 90 64 209
		96	47	24	I	2 x AAA	–	–*2	A 90 66 107	A 90 66 109	–	A 90 66 209
	M	96	47	24	II	2 x AAA	–	–*2	A 90 66 117	A 90 66 119	–	A 90 66 219
		96	47	24	III	–	5.0 - 5.9	74.60 x 39.85	A 90 66 127	A 90 66 129	A 90 66 329	–
		96	47	24	IV	–	4.2 - 5.0		A 90 66 137	A 90 66 139	A 90 66 339	–
		96	47	24	V	–	3.4 - 4.2		A 90 66 147	A 90 66 149	A 90 66 349	–
		96	47	24	VI	–	–		A 90 66 317	A 90 66 319	–	A 90 66 419
		140	62.7	30.5	I	2 x AA / 1 x 9 V	–		103.95 x 50.95	A 90 67 107	A 90 67 109	–
140	62.7	30.5	II	–	–	A 90 67 117	A 90 67 119	–		A 90 67 219		
140	62.7	30.5	III	–	5.0 - 5.9	A 90 67 127	A 90 67 129	A 90 67 329		–		
140	62.7	30.5	IV	–	4.2 - 5.0	A 90 67 137	A 90 67 139	A 90 67 339		–		
140	62.7	30.5	V	–	3.4 - 4.2	A 90 67 147	A 90 67 149	A 90 67 349		–		
	XL	168	74.4	35.4	I	2 x AA / 1 x 9 V	–	110.60 x 61.05	A 90 68 107	A 90 68 109	–	A 90 68 209
		168	74.4	35.4	II	–	–		A 90 68 117	A 90 68 119	–	A 90 68 219
		168	74.4	35.4	III	–	5.0 - 5.9		A 90 68 127	A 90 68 129	A 90 68 329	–
		168	74.4	35.4	IV	–	4.2 - 5.0		A 90 68 137	A 90 68 139	A 90 68 339	–
		168	74.4	35.4	V	–	3.4 - 4.2		A 90 68 147	A 90 68 149	A 90 68 349	–

*1 sizes L & XL only the bottom parts made of PMMA, top part is made of ABS (UL 94 HB); cases made of PMMA plexiglass® not comparable to cases made of ABS when comparing mechanical load-bearing capacity

*2 without recessed area

SMART-CASE ACCESSORIES

Article	For SMART-CASE	Version / Application	Part-No.	
			off-white	black
① Set of battery clips	M	tin-plated, for 2 x 1.5 V micro cells (AAA)	A 91 66 001	
	L, XL	tin-plated, for 2 x 1.5 V mignon cells (AA)	A 91 90 002	
② Battery contact	M	tin-plated, for a serial connection when using the set of batt. clips (AAA)	A 91 66 002	
③ Battery holder	M	clamps down securely 2 x AAA	A 91 66 003	
④ Plug-in contact	L, XL	for one 9 V flat battery	A 91 60 003	
⑤ Sealing	L	for versions II-V, for a higher protection class (IP 65)	A 91 67 002	
	XL	for versions II-V, for a higher protection class (IP 65)	A 91 68 002	
⑥ Set of strain relief	M, L, XL & station	for strain relief of cable connected applications	A 91 66 004	
⑦ Key ring	XS	nickel-plated, ø 20.5 mm	A 91 64 001	
⑧ Belt /pocket clip	M, L, XL	PA 6, 2 mounting holes ø 4.2 mm necessary	A 91 67 017	A 91 67 019
⑨ Holding clamp	M, L, XL	up to ø 32 mm, ABS, 2 mounting holes ø 4.2 mm necessary	A 91 67 027	A 91 67 029
⑩ Holder	M	ABS, also suitable for cable connected applications	A 91 66 307	A 91 66 309
	L	ABS, also suitable for cable connected applications	A 91 67 307	A 91 67 309
	XL	ABS, also suitable for cable connected applications	A 91 68 307	A 91 68 309
	holder M	double-sided adhesive foil with foam carrier	A 91 66 005	
⑪ Adhesive foil for holder	holder L	double-sided adhesive foil with foam carrier	A 91 67 005	
	holder XL	double-sided adhesive foil with foam carrier	A 91 68 005	
	⑫ Holder with adapter (4-claws system)* ²	M	ABS, also suitable for cable connected applications, adapter in black	A 91 66 327
L		ABS, also suitable for cable connected applications, adapter in black	A 91 67 327	A 91 67 329
XL		ABS, also suitable for cable connected applications, adapter in black	A 91 68 327	A 91 68 329
⑬ Station	M	ABS, desk case application	A 91 66 037	A 91 66 039
	L	ABS, desk case application	A 91 67 037	A 91 67 039
	XL	ABS, desk case application	A 91 68 037	A 91 68 039
⑭ Contacts (bore holes necessary)	M, L, XL	contact pin, gold-plated, < 15 A	A 91 93 030	
	M, L, XL	spring contact, gold-plated, load-carrying cap. up to 3 A, 1.5 mm stroke, 0.3 N	A 91 93 032	
⑮ Ring eyelet	M, L	plastic, volcano, inside ring ø 2.5 mm, location hole ø 4 mm required	A 91 00 001	
	XL	plastic, volcano, inside ring ø 4 mm, location hole ø 5 mm required	A 91 00 002	



universal accessories on pages 178-187

*² for attaching to holding devices; with 4-hole grid pattern to match the grid plates of the holding devices with the 4-claws system A9220029, A9220039, A9220049 and A9220059 (separate article see page 179)



Стандарт Электрон Связь

Мы молодая и активно развивающаяся компания в области поставок электронных компонентов. Мы поставляем электронные компоненты отечественного и импортного производства напрямую от производителей и с крупнейших складов мира.

Благодаря сотрудничеству с мировыми поставщиками мы осуществляем комплексные и плановые поставки широчайшего спектра электронных компонентов.

Собственная эффективная логистика и склад в обеспечивает надежную поставку продукции в точно указанные сроки по всей России.

Мы осуществляем техническую поддержку нашим клиентам и предпродажную проверку качества продукции. На все поставляемые продукты мы предоставляем гарантию .

Осуществляем поставки продукции под контролем ВП МО РФ на предприятия военно-промышленного комплекса России , а также работаем в рамках 275 ФЗ с открытием отдельных счетов в уполномоченном банке. Система менеджмента качества компании соответствует требованиям ГОСТ ISO 9001.

Минимальные сроки поставки, гибкие цены, неограниченный ассортимент и индивидуальный подход к клиентам являются основой для выстраивания долгосрочного и эффективного сотрудничества с предприятиями радиоэлектронной промышленности, предприятиями ВПК и научно-исследовательскими институтами России.

С нами вы становитесь еще успешнее!

Наши контакты:

Телефон: +7 812 627 14 35

Электронная почта: sales@st-electron.ru

Адрес: 198099, Санкт-Петербург,
Промышленная ул, дом № 19, литера Н,
помещение 100-Н Офис 331