

**HIGH VOLTAGE POWER SCHOTTKY RECTIFIER****MBR2060C****General Description**

High voltage dual Schottky rectifier suited for switch mode power supplies and other power converters. This device is intended for use in medium voltage operation, and particularly, in high frequency circuits where low switching losses and low noise are required.

MBR2060C is available in TO-220-3, TO-220-3 (2) and TO-220F-3 packages.

Features

- High Surge Capacity
- 150°C Operating Junction Temperature
- 20A Total (10A Each Diode Leg)
- Guard-ring for Stress Protection
- Pb-free Package

Applications

- Power Supply Output Rectification
- Power Management
- Instrumentation

Main Product Characteristics

I_F (AV)	2×10A
V_{RRM}	60V
T_J	150°C
V_F (max)	0.75V

Mechanical Characteristics

- Case: Epoxy, Molded
- Epoxy Meets UL 94V-0 @ 0.125in.
- Weight (Approximately):
1.9 Grams (TO-220-3, TO-220-3 (2) and TO-220F-3)
- Finish: All External Surfaces Corrosion Resistant and Terminal
- Leads are Readily Solderable
- Lead Temperature for Soldering Purposes:
260°C Maximum for 10 Seconds




Figure 1. Package Types of MBR2060C

HIGH VOLTAGE POWER SCHOTTKY RECTIFIER **MBR2060C**

Pin Configuration

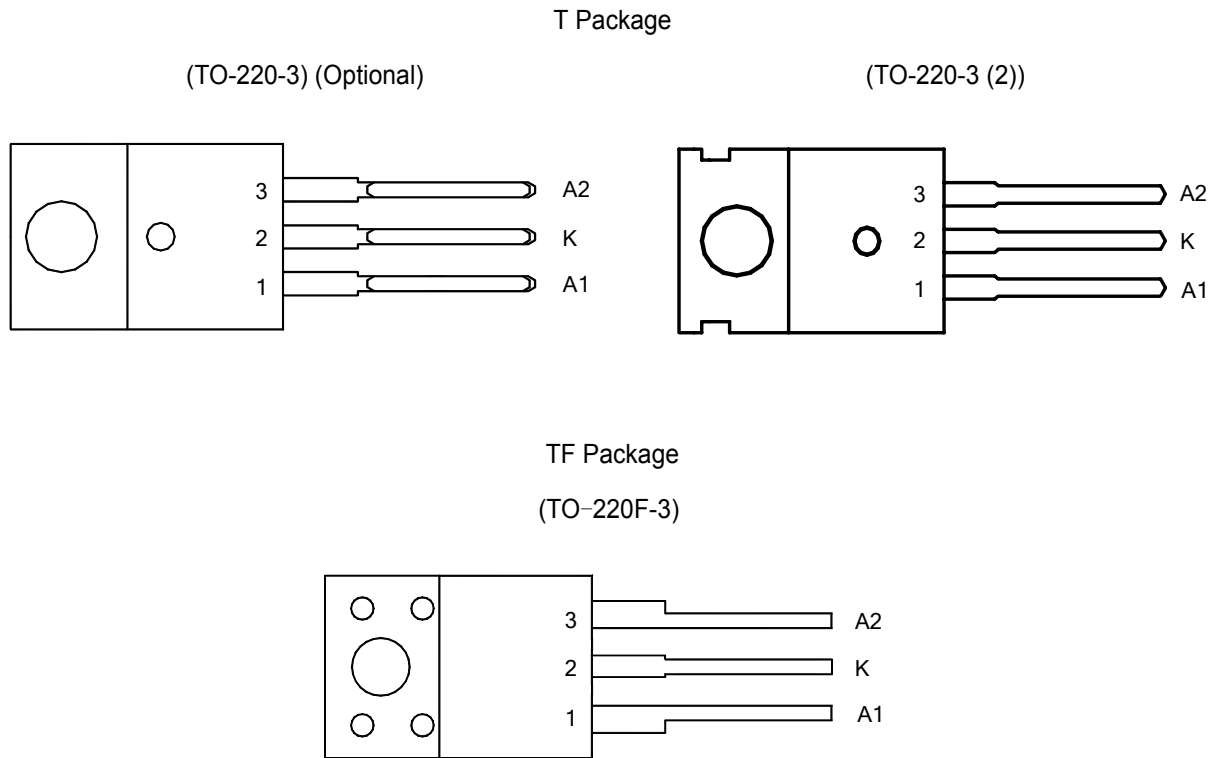


Figure 2. Pin Configuration of MBR2060C (Front View)

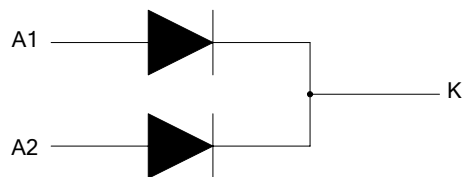


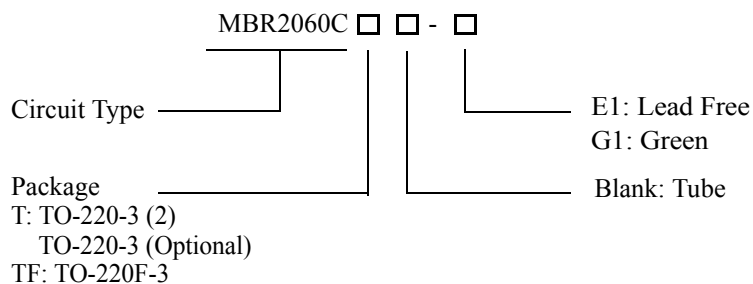
Figure 3. Internal Structure of MBR2060C



HIGH VOLTAGE POWER SCHOTTKY RECTIFIER

MBR2060C

Ordering Information



Package	Part Number		Marking ID		Packing Type
	Lead Free	Green	Lead Free	Green	
TO-220-3 (2)	MBR2060CT-E1	MBR2060CT-G1	MBR2060CT-E1	MBR2060CT-G1	Tube
TO-220F-3	MBR2060CTF-E1	MBR2060CTF-G1	MBR2060CTF-E1	MBR2060CTF-G1	Tube

BCD Semiconductor's Pb-free products, as designated with "E1" suffix in the part number, are RoHS compliant. Products with "G1" suffix are available in green packages.

**HIGH VOLTAGE POWER SCHOTTKY RECTIFIER****MBR2060C****Absolute Maximum Ratings (Each Diode Leg) (Note 1)**

Parameter	Symbol	Value	Unit
Peak Repetitive Reverse Voltage Working Peak Reverse Voltage DC Blocking Voltage	V_{RRM} V_{RWM} V_R	60	V
Average Rectified Forward Current (Rated V_R) $T_C=136^\circ\text{C}$	$I_{F(AV)}$	10	A
Peak Repetitive Forward Current (Rated V_R , Square Wave, 20kHz) $T_C=131^\circ\text{C}$	I_{FRM}	20	A
Non Repetitive Peak Surge Current (Surge Applied at Rated Load Conditions Half Wave, Single Phase, 60Hz)	I_{FSM}	150	A
Operating Junction Temperature (Note 2)	T_J	150	$^\circ\text{C}$
Storage Temperature Range	T_{STG}	-50 to 150	$^\circ\text{C}$
Voltage Rate of Change (Rated V_R)	dv/dt	10000	V/ μs
ESD (Machine Model=C)		>400	V
ESD (Human Body Model=3B)		>8000	V

Note 1: Stresses greater than those listed under "Absolute Maximum Ratings" may cause permanent damage to the device. These are stress ratings only, and functional operation of the device at these or any other conditions beyond those indicated under "Recommended Operating Conditions" is not implied. Exposure to "Absolute Maximum Ratings" for extended periods may affect device reliability.

Note 2: The heat generated must be less than the thermal conductivity from Junction to Ambient: $dP_D/dT_J < 1/\theta_{JA}$.

Thermal Characteristics

Parameter	Symbol	Condition	Value	Unit	
Maximum Thermal Resistance	θ_{JC}	Junction to Case	TO-220-3/ TO-220-3 (2)	2.5	$^\circ\text{C}/\text{W}$
			TO-220F-3	4.5	
	θ_{JA}	Junction to Ambient	TO-220-3/ TO-220-3 (2)	60	
			TO-220F-3	60	

**HIGH VOLTAGE POWER SCHOTTKY RECTIFIER****MBR2060C****Electrical Characteristics (Each Diode Leg)**

Parameter	Condition	Symbol	Value	Unit
Maximum Instantaneous Forward Voltage Drop (Note 3)	$I_F=10A, T_C=25^{\circ}C$	V_F	0.85	V
	$I_F=10A, T_C=125^{\circ}C$		0.75	
Maximum Instantaneous Reverse Current (Note 3)	Rated DC Voltage, $T_C=25^{\circ}C$	I_R	0.15	mA
	Rated DC Voltage, $T_C=125^{\circ}C$		150	

Note 3: Pulse Test: Pulse Width=300 μ s, Duty Cycle \leq 2.0%.



HIGH VOLTAGE POWER SCHOTTKY RECTIFIER **MBR2060C**

Typical Performance Characteristics

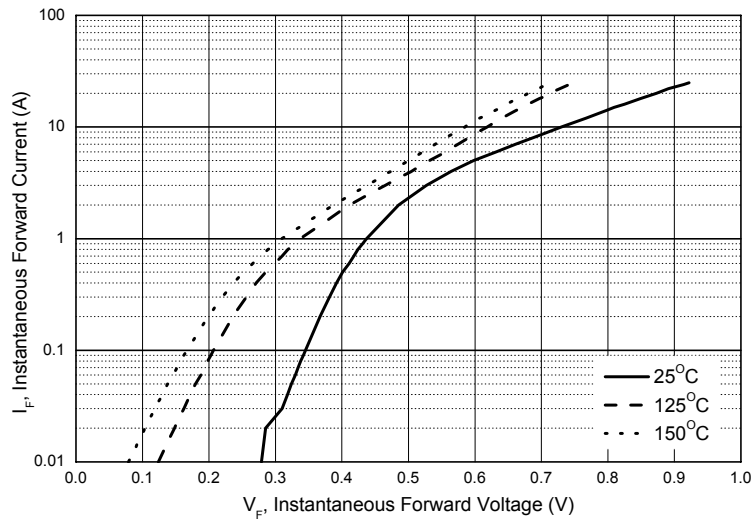


Figure 4. Typical Forward Voltage

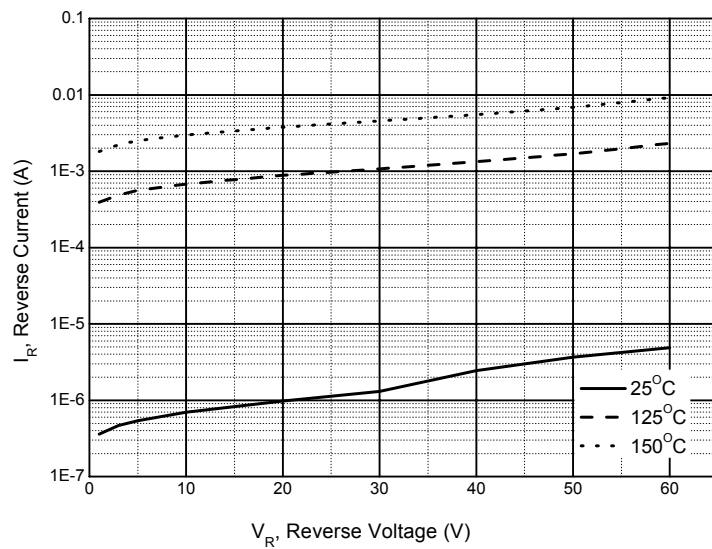


Figure 5. Typical Reverse Current



Typical Performance Characteristics (Continued)

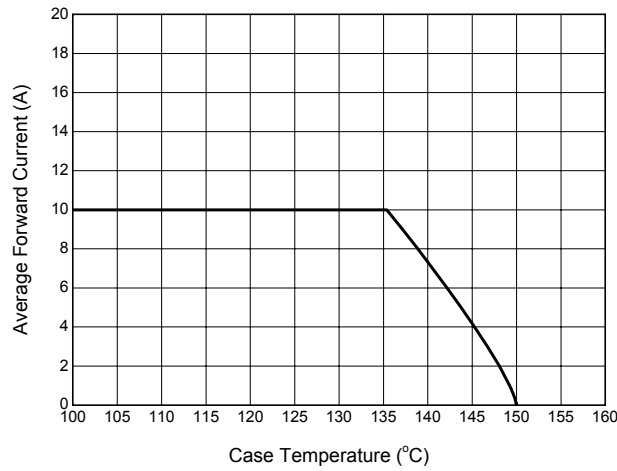


Figure 6. Average Forward Current vs. Case Temperature (Per Diode)



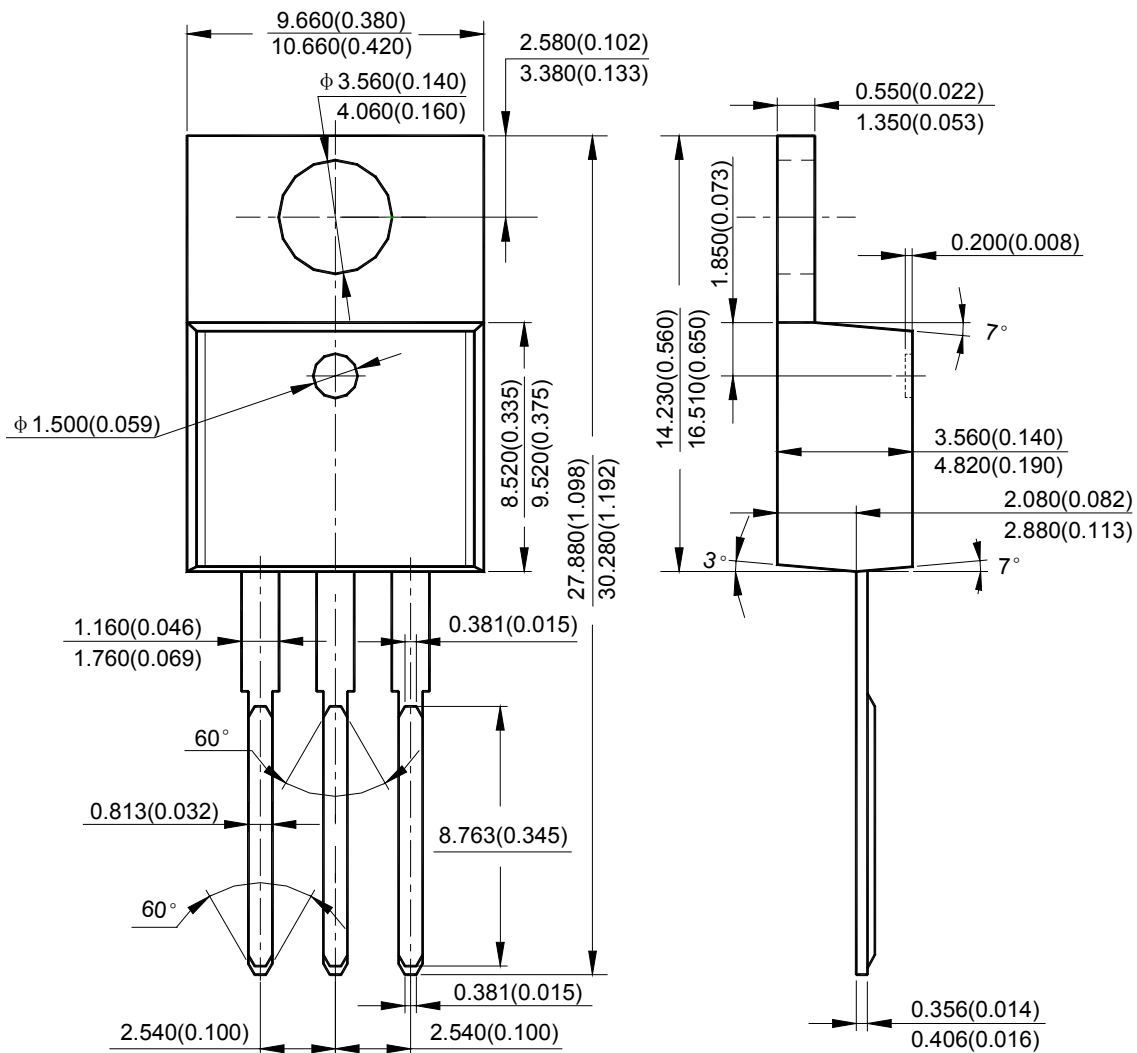
HIGH VOLTAGE POWER SCHOTTKY RECTIFIER

MBR2060C

Mechanical Dimensions

TO-220-3
(Optional)

Unit: mm(inch)





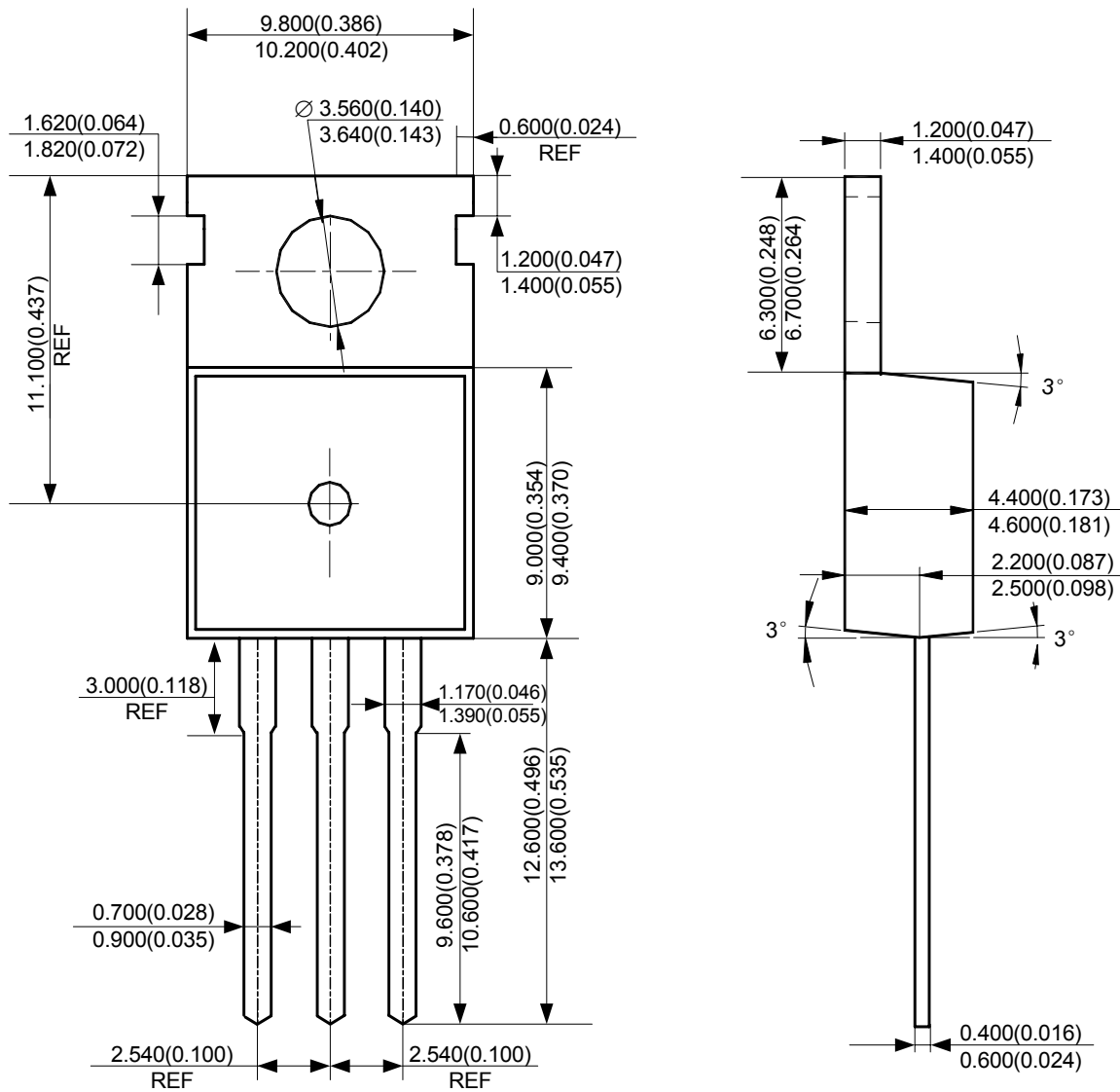
HIGH VOLTAGE POWER SCHOTTKY RECTIFIER

MBR2060C

Mechanical Dimensions (Continued)

TO-220-3 (2)

Unit: mm(inch)





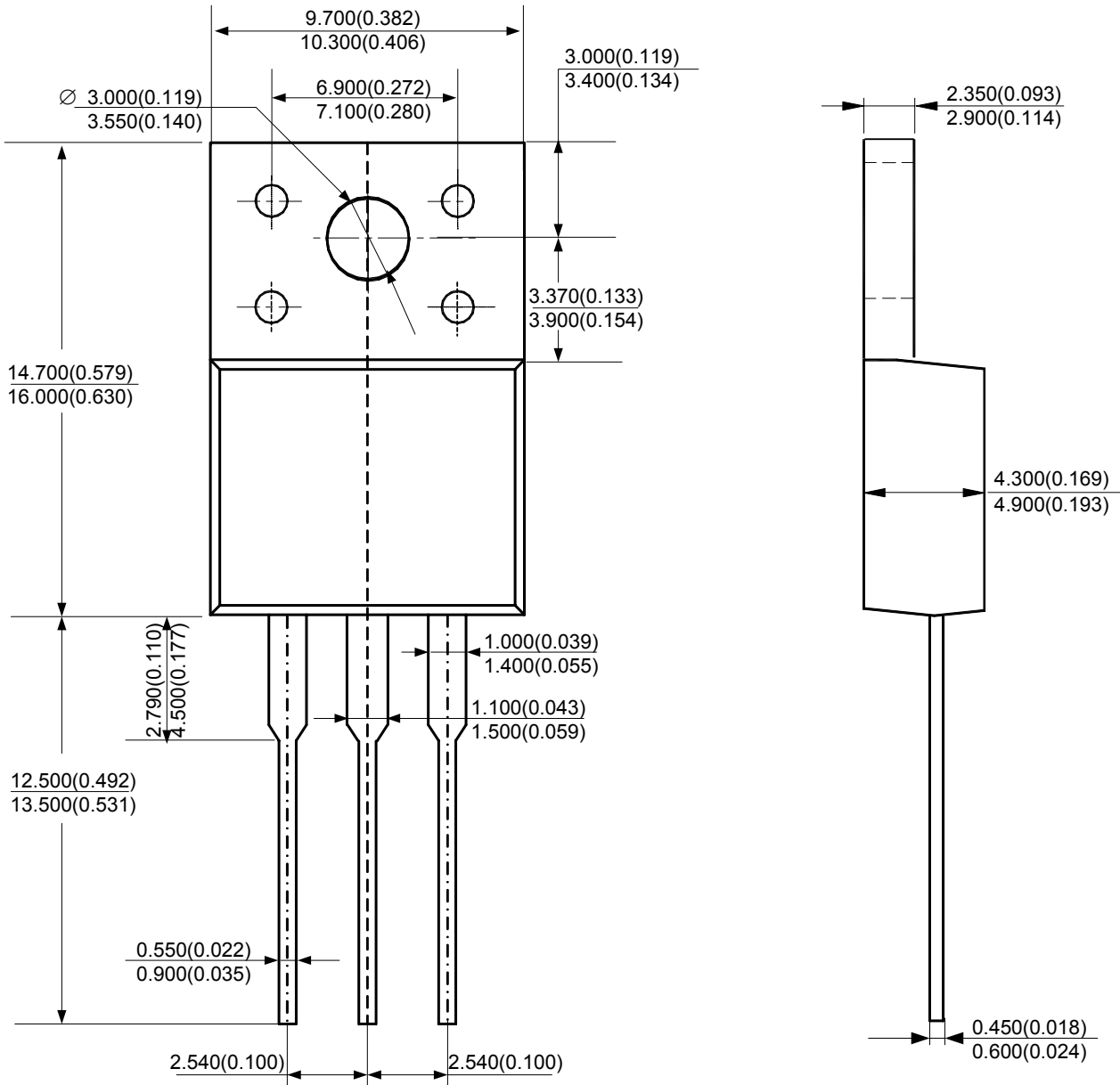
HIGH VOLTAGE POWER SCHOTTKY RECTIFIER

MBR2060C

Mechanical Dimensions (Continued)

TO-220F-3

Unit: mm(inch)





BCD Semiconductor Manufacturing Limited

<http://www.bcdsemi.com>

IMPORTANT NOTICE

BCD Semiconductor Manufacturing Limited reserves the right to make changes without further notice to any products or specifications herein. BCD Semiconductor Manufacturing Limited does not assume any responsibility for use of any its products for any particular purpose, nor does BCD Semiconductor Manufacturing Limited assume any liability arising out of the application or use of any its products or circuits. BCD Semiconductor Manufacturing Limited does not convey any license under its patent rights or other rights nor the rights of others.

MAIN SITE

- Headquarters

BCD Semiconductor Manufacturing Limited

No. 1600, Zi Xing Road, Shanghai ZiZhu Science-based Industrial Park, 200241, China
Tel: +86-21-24162266, Fax: +86-21-24162277

- Wafer Fab

Shanghai SIM-BCD Semiconductor Manufacturing Co., Ltd.

800 Yi Shan Road, Shanghai 200233, China
Tel: +86-21-6485 1491, Fax: +86-21-5450 0008

REGIONAL SALES OFFICE

Shenzhen Office

Shanghai SIM-BCD Semiconductor Manufacturing Co., Ltd., Shenzhen Office

Unit A Room 1203, Skyworth Bldg., Gaoxin Ave. 1.S., Nanshan District, Shenzhen, China
Tel: +86-755-8826 7951
Fax: +86-755-8826 7865

Taiwan Office

BCD Semiconductor (Taiwan) Company Limited

4F, 298-1, Rui Guang Road, Nei-Hu District, Taipei, Taiwan
Tel: +886-2-2656 2808
Fax: +886-2-2656 2806

USA Office

BCD Semiconductor Corp.

30920 Huntwood Ave. Hayward, CA 94544, USA
Tel : +1-510-324-2988
Fax: +1-510-324-2788



Стандарт Электрон Связь

Мы молодая и активно развивающаяся компания в области поставок электронных компонентов. Мы поставляем электронные компоненты отечественного и импортного производства напрямую от производителей и с крупнейших складов мира.

Благодаря сотрудничеству с мировыми поставщиками мы осуществляем комплексные и плановые поставки широчайшего спектра электронных компонентов.

Собственная эффективная логистика и склад в обеспечивает надежную поставку продукции в точно указанные сроки по всей России.

Мы осуществляем техническую поддержку нашим клиентам и предпродажную проверку качества продукции. На все поставляемые продукты мы предоставляем гарантию .

Осуществляем поставки продукции под контролем ВП МО РФ на предприятия военно-промышленного комплекса России , а также работаем в рамках 275 ФЗ с открытием отдельных счетов в уполномоченном банке. Система менеджмента качества компании соответствует требованиям ГОСТ ISO 9001.

Минимальные сроки поставки, гибкие цены, неограниченный ассортимент и индивидуальный подход к клиентам являются основой для выстраивания долгосрочного и эффективного сотрудничества с предприятиями радиоэлектронной промышленности, предприятиями ВПК и научно-исследовательскими институтами России.

С нами вы становитесь еще успешнее!

Наши контакты:

Телефон: +7 812 627 14 35

Электронная почта: sales@st-electron.ru

Адрес: 198099, Санкт-Петербург,
Промышленная ул, дом № 19, литера Н,
помещение 100-Н Офис 331