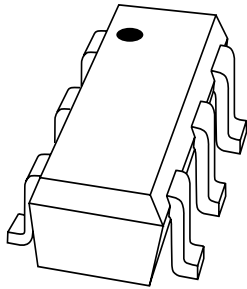


DATA SHEET



BC857BS

PNP general purpose double
transistor

Product data sheet
Supersedes data of 1997 Jul 09

1999 Apr 26

PNP general purpose double transistor

BC857BS

FEATURES

- Low collector capacitance
- Low collector-emitter saturation voltage
- Closely matched current gain
- Reduces number of components and boardspace
- No mutual interference between the transistors.

APPLICATIONS

- General purpose switching and amplification.

DESCRIPTION

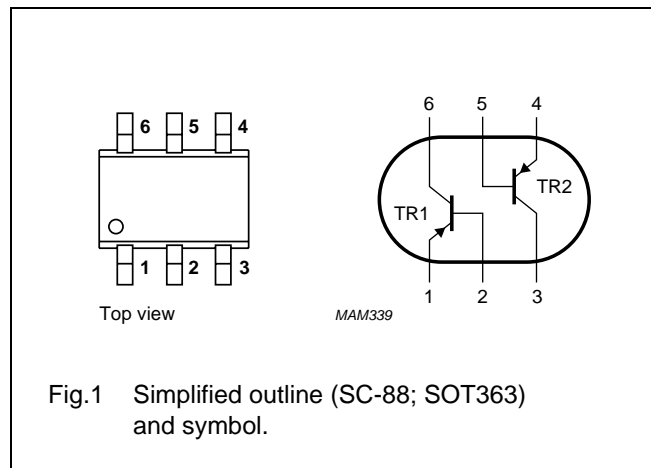
PNP double transistor in an SC-88; SOT363 plastic package. NPN complement: BC847BS.

MARKING

| TYPE NUMBER | MARKING CODE |
|-------------|--------------|
| BC857BS | 3Ft |

PINNING

| PIN | DESCRIPTION |
|------|--------------------|
| 1, 4 | emitter TR1; TR2 |
| 2, 5 | base TR1; TR2 |
| 6, 3 | collector TR1; TR2 |



LIMITING VALUES

In accordance with the Absolute Maximum Rating System (IEC 134).

| SYMBOL | PARAMETER | CONDITIONS | MIN. | MAX. | UNIT |
|-----------------------|-------------------------------|--------------------------------------|------|------|------|
| Per transistor | | | | | |
| V_{CBO} | collector-base voltage | open emitter | – | –50 | V |
| V_{CEO} | collector-emitter voltage | open base | – | –45 | V |
| V_{EBO} | emitter-base voltage | open collector | – | –5 | V |
| I_C | collector current (DC) | | – | –100 | mA |
| I_{CM} | peak collector current | | – | –200 | mA |
| I_{BM} | peak base current | | – | –200 | mA |
| P_{tot} | total power dissipation | $T_{amb} \leq 25\text{ °C}$ | – | 200 | mW |
| T_{stg} | storage temperature | | –65 | +150 | °C |
| T_j | junction temperature | | – | 150 | °C |
| T_{amb} | operating ambient temperature | | –65 | +150 | °C |
| Per device | | | | | |
| P_{tot} | total power dissipation | $T_{amb} \leq 25\text{ °C}$; note 1 | – | 300 | mW |

Note

1. Device mounted on an FR4 printed-circuit board.

PNP general purpose double transistor

BC857BS

THERMAL CHARACTERISTICS

| SYMBOL | PARAMETER | CONDITIONS | VALUE | UNIT |
|-------------------|---|------------|-------|------|
| Per device | | | | |
| $R_{th\ j-a}$ | thermal resistance from junction to ambient | note 1 | 416 | K/W |

Note

1. Device mounted on an FR4 printed-circuit board.

CHARACTERISTICS

$T_{amb} = 25\text{ °C}$ unless otherwise specified.

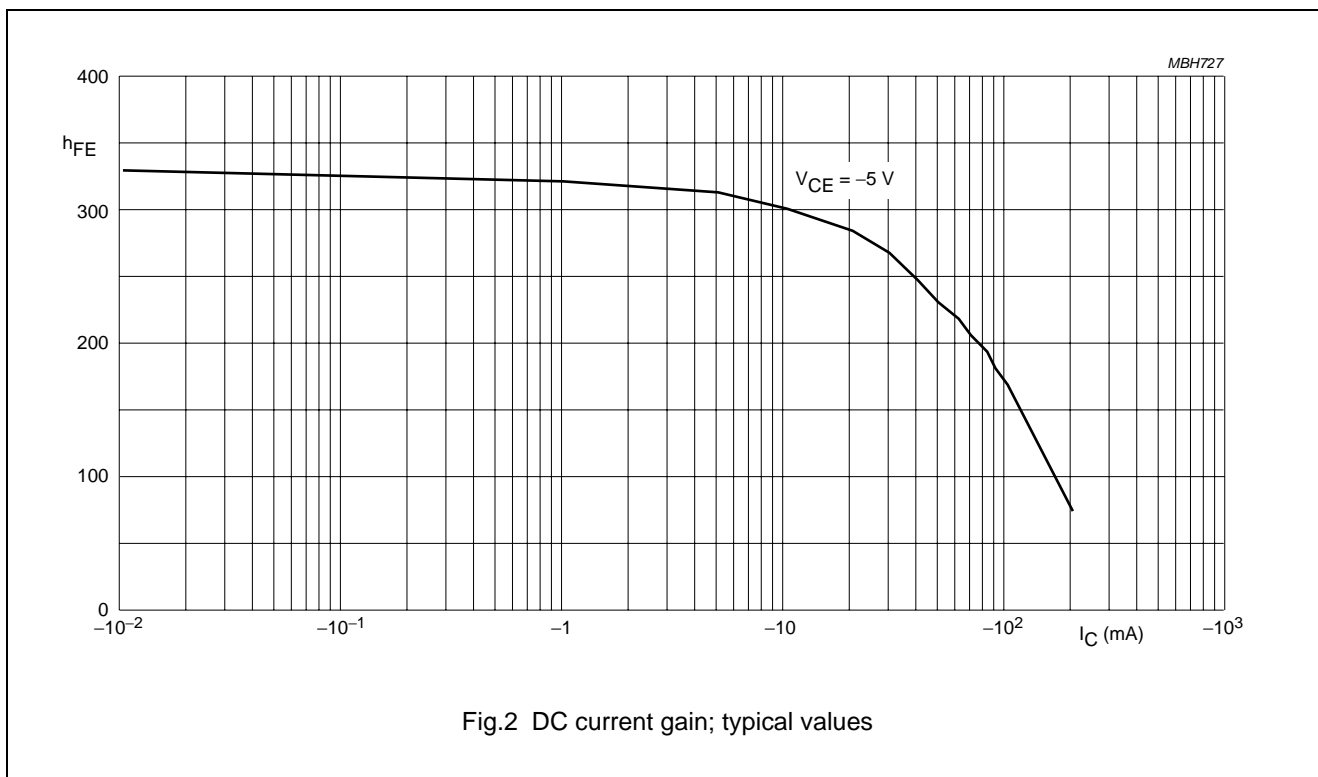
| SYMBOL | PARAMETER | CONDITIONS | MIN. | TYP. | MAX. | UNIT |
|-----------------------|--------------------------------------|---|------|------|------|---------------|
| Per transistor | | | | | | |
| I_{CBO} | collector cut-off current | $I_E = 0; V_{CB} = -30\text{ V}$ | - | - | -15 | nA |
| | | $I_E = 0; V_{CB} = -30\text{ V}; T_j = 150\text{ °C}$ | - | - | -5 | μA |
| I_{EBO} | emitter cut-off current | $I_C = 0; V_{EB} = -5\text{ V}$ | - | - | -100 | nA |
| h_{FE} | DC current gain | $I_C = -2\text{ mA}; V_{CE} = -5\text{ V}$ | 200 | - | 450 | |
| V_{CEsat} | collector-emitter saturation voltage | $I_C = -10\text{ mA}; I_B = -0.5\text{ mA}$ | - | - | -100 | mV |
| | | $I_C = -100\text{ mA}; I_B = -5\text{ mA}; \text{note 1}$ | - | - | -400 | mV |
| V_{BEsat} | base-emitter saturation voltage | $I_C = -10\text{ mA}; I_B = -0.5\text{ mA}$ | - | -755 | - | mV |
| V_{BE} | base-emitter voltage | $I_C = 2\text{ mA}; V_{CE} = -5\text{ V}$ | -600 | -655 | -750 | mV |
| C_c | collector capacitance | $I_E = i_e = 0; V_{CB} = -10\text{ V}; f = 1\text{ MHz}$ | - | - | 2.2 | pF |
| C_e | emitter capacitance | $I_C = i_c = 0; V_{EB} = -500\text{ mV}; f = 1\text{ MHz}$ | - | 10 | - | pF |
| f_T | transition frequency | $I_C = -10\text{ mA}; V_{CE} = -5\text{ V}; f = 100\text{ MHz}$ | 100 | - | - | MHz |

Note

1. Pulse test: $t_p \leq 300\text{ }\mu\text{s}$; $\delta \leq 0.02$.

PNP general purpose double transistor

BC857BS



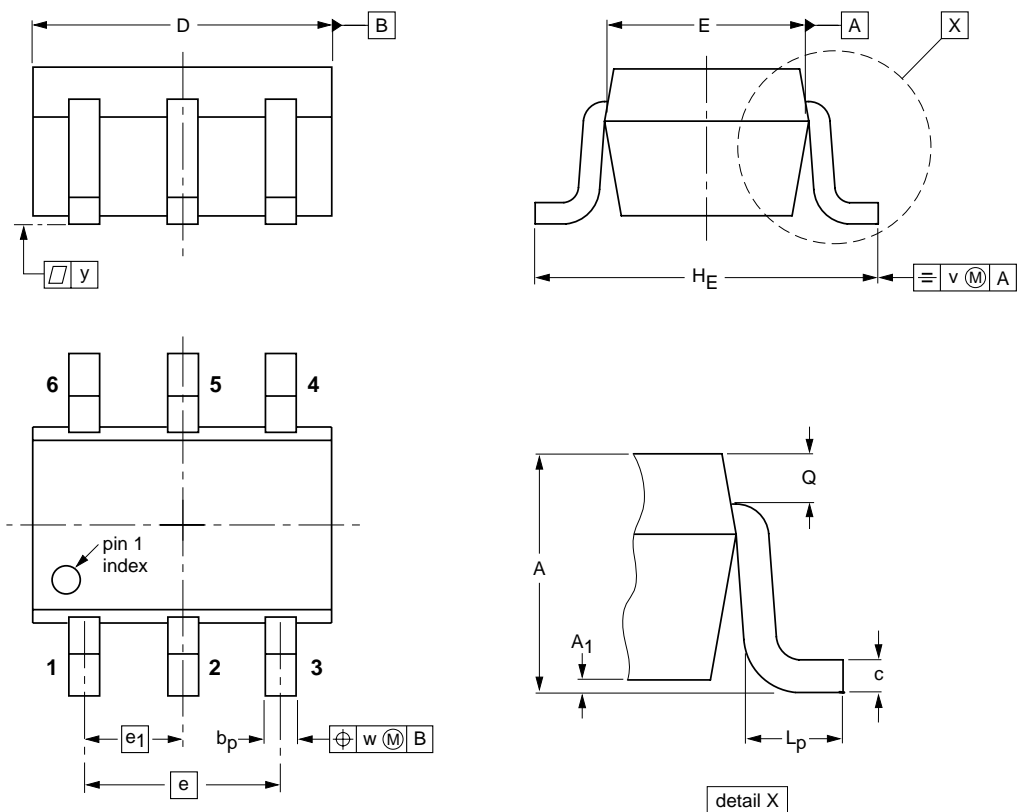
PNP general purpose double transistor

BC857BS

PACKAGE OUTLINE

Plastic surface mounted package; 6 leads

SOT363



DIMENSIONS (mm are the original dimensions)

| UNIT | A | A ₁ max | bp | c | D | E | e | e ₁ | H _E | L _p | Q | v | w | y |
|------|------------|-----------------------|--------------|--------------|------------|--------------|-----|----------------|----------------|----------------|--------------|-----|-----|-----|
| mm | 1.1 0.8 | 0.1 | 0.30 0.20 | 0.25 0.10 | 2.2 1.8 | 1.35 1.15 | 1.3 | 0.65 | 2.2 2.0 | 0.45 0.15 | 0.25 0.15 | 0.2 | 0.2 | 0.1 |

| OUTLINE VERSION | REFERENCES | | | | EUROPEAN PROJECTION | ISSUE DATE |
|--------------------|------------|-------|-------|--|------------------------|------------|
| | IEC | JEDEC | EIAJ | | | |
| SOT363 | | | SC-88 | | | 97-02-28 |

PNP general purpose double transistor

BC857BS

DATA SHEET STATUS

| DOCUMENT STATUS ⁽¹⁾ | PRODUCT STATUS ⁽²⁾ | DEFINITION |
|--------------------------------|-------------------------------|---|
| Objective data sheet | Development | This document contains data from the objective specification for product development. |
| Preliminary data sheet | Qualification | This document contains data from the preliminary specification. |
| Product data sheet | Production | This document contains the product specification. |

Notes

1. Please consult the most recently issued document before initiating or completing a design.
2. The product status of device(s) described in this document may have changed since this document was published and may differ in case of multiple devices. The latest product status information is available on the Internet at URL <http://www.nxp.com>.

DISCLAIMERS

General — Information in this document is believed to be accurate and reliable. However, NXP Semiconductors does not give any representations or warranties, expressed or implied, as to the accuracy or completeness of such information and shall have no liability for the consequences of use of such information.

Right to make changes — NXP Semiconductors reserves the right to make changes to information published in this document, including without limitation specifications and product descriptions, at any time and without notice. This document supersedes and replaces all information supplied prior to the publication hereof.

Suitability for use — NXP Semiconductors products are not designed, authorized or warranted to be suitable for use in medical, military, aircraft, space or life support equipment, nor in applications where failure or malfunction of an NXP Semiconductors product can reasonably be expected to result in personal injury, death or severe property or environmental damage. NXP Semiconductors accepts no liability for inclusion and/or use of NXP Semiconductors products in such equipment or applications and therefore such inclusion and/or use is at the customer's own risk.

Applications — Applications that are described herein for any of these products are for illustrative purposes only. NXP Semiconductors makes no representation or warranty that such applications will be suitable for the specified use without further testing or modification.

Limiting values — Stress above one or more limiting values (as defined in the Absolute Maximum Ratings System of IEC 60134) may cause permanent damage to the device. Limiting values are stress ratings only and operation of the device at these or any other conditions

above those given in the Characteristics sections of this document is not implied. Exposure to limiting values for extended periods may affect device reliability.

Terms and conditions of sale — NXP Semiconductors products are sold subject to the general terms and conditions of commercial sale, as published at <http://www.nxp.com/profile/terms>, including those pertaining to warranty, intellectual property rights infringement and limitation of liability, unless explicitly otherwise agreed to in writing by NXP Semiconductors. In case of any inconsistency or conflict between information in this document and such terms and conditions, the latter will prevail.

No offer to sell or license — Nothing in this document may be interpreted or construed as an offer to sell products that is open for acceptance or the grant, conveyance or implication of any license under any copyrights, patents or other industrial or intellectual property rights.

Export control — This document as well as the item(s) described herein may be subject to export control regulations. Export might require a prior authorization from national authorities.

Quick reference data — The Quick reference data is an extract of the product data given in the Limiting values and Characteristics sections of this document, and as such is not complete, exhaustive or legally binding.

NXP Semiconductors

Customer notification

This data sheet was changed to reflect the new company name NXP Semiconductors. No changes were made to the content, except for the legal definitions and disclaimers.

Contact information

For additional information please visit: **<http://www.nxp.com>**

For sales offices addresses send e-mail to: **salesaddresses@nxp.com**

© NXP B.V. 2009

All rights are reserved. Reproduction in whole or in part is prohibited without the prior written consent of the copyright owner.

The information presented in this document does not form part of any quotation or contract, is believed to be accurate and reliable and may be changed without notice. No liability will be accepted by the publisher for any consequence of its use. Publication thereof does not convey nor imply any license under patent- or other industrial or intellectual property rights.

Printed in The Netherlands

115002/00/02/pp7

Date of release: 1999 Apr 26

Document order number: 9397 750 05804





Стандарт Электрон Связь

Мы молодая и активно развивающаяся компания в области поставок электронных компонентов. Мы поставляем электронные компоненты отечественного и импортного производства напрямую от производителей и с крупнейших складов мира.

Благодаря сотрудничеству с мировыми поставщиками мы осуществляем комплексные и плановые поставки широчайшего спектра электронных компонентов.

Собственная эффективная логистика и склад в обеспечивает надежную поставку продукции в точно указанные сроки по всей России.

Мы осуществляем техническую поддержку нашим клиентам и предпродажную проверку качества продукции. На все поставляемые продукты мы предоставляем гарантию .

Осуществляем поставки продукции под контролем ВП МО РФ на предприятия военно-промышленного комплекса России , а также работаем в рамках 275 ФЗ с открытием отдельных счетов в уполномоченном банке. Система менеджмента качества компании соответствует требованиям ГОСТ ISO 9001.

Минимальные сроки поставки, гибкие цены, неограниченный ассортимент и индивидуальный подход к клиентам являются основой для выстраивания долгосрочного и эффективного сотрудничества с предприятиями радиоэлектронной промышленности, предприятиями ВПК и научно-исследовательскими институтами России.

С нами вы становитесь еще успешнее!

Наши контакты:

Телефон: +7 812 627 14 35

Электронная почта: sales@st-electron.ru

Адрес: 198099, Санкт-Петербург,
Промышленная ул, дом № 19, литера Н,
помещение 100-Н Офис 331