



■ Features :

- Constant current design
- 180~305VAC input only
- High efficiency up to 90%
- Protections: Short circuit / Over voltage / Over temperature
- Cooling by free air convection
- Fully encapsulated with IP67 level (Note.6)
- Fully isolated plastic case
- Class II power unit, no FG
- Suitable for LED lighting and moving sign application (Note.7)
- 100% full load burn-in test
- Low cost, high reliability
- 2 years warranty (Note.4)

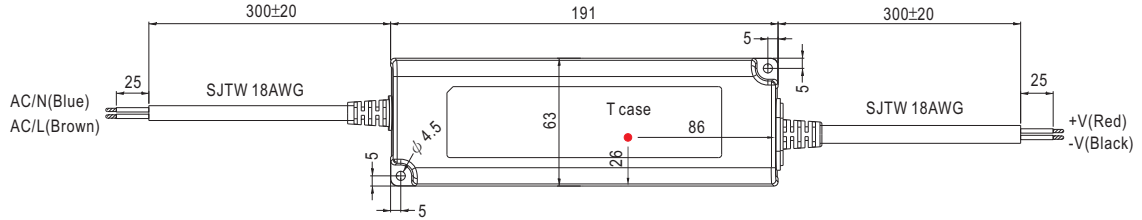


SPECIFICATION

| MODEL | LPC-150-350 | LPC-150-500 | LPC-150-700 | LPC-150-1050 | LPC-150-1400 | LPC-150-1750 | LPC-150-2100 | LPC-150-2450 | LPC-150-2800 | LPC-150-3150 | |
|---------------------|--|---|-----------------|--------------|--------------|--------------|--------------|--------------|--------------|--------------|-----------|
| OUTPUT | RATED CURRENT | 350mA | 500mA | 700mA | 1050mA | 1400mA | 1750mA | 2100mA | 2450mA | 2800mA | 3150mA |
| | CURRENT ACCURACY | ±5.0% | | | | | | | | | |
| | CONSTANT CURRENT REGION Note.5 | 215 ~ 430V | 150 ~ 300V | 107V ~ 215V | 72V ~ 144V | 54V ~ 108V | 43V ~ 86V | 36V ~ 72V | 31V ~ 62V | 27V ~ 54V | 24V ~ 48V |
| | RATED POWER | 150.5W | 150W | 150.5W | 151.2W | 151.2W | 150.5W | 151.2W | 151.9W | 151.2W | 151.2W |
| | RIPPLE CURRENT | ±5% | | | | | | | | | |
| | RIPPLE & NOISE | 2Vp-p | 1.5Vp-p | 1Vp-p | 1Vp-p | 1Vp-p | 1Vp-p | 1Vp-p | 1Vp-p | 1Vp-p | 1Vp-p |
| | VOLTAGE TOLERANCE | ±2.0% | | | | | | | | | |
| | LINE REGULATION | ±1% | | | | | | | | | |
| | SETUP, RISE TIME | 1000ms, 80ms / 230VAC at full load | | | | | | | | | |
| HOLD UP TIME (Typ.) | 16ms/230VAC at full load | | | | | | | | | | |
| INPUT | VOLTAGE RANGE Note.2 | 180 ~ 305VAC | 254VDC ~ 431VDC | | | | | | | | |
| | FREQUENCY RANGE | 47 ~ 63Hz | | | | | | | | | |
| | EFFICIENCY (Typ.) | 90% | | | | | | | | | |
| | AC CURRENT (Typ.) | 1.7 A / 230VAC | 1.5A / 277VAC | | | | | | | | |
| | INRUSH CURRENT (Typ.) | COLD START 40A(twidth=750µs measured at 50% Ipeak) at 230VAC | | | | | | | | | |
| | MAX. No. of PSUs on 16A CIRCUIT BREAKER | 3 units (circuit breaker of type B) / 6 units (circuit breaker of type C) at 230VAC | | | | | | | | | |
| LEAKAGE CURRENT | <0.25mA / 277VAC | | | | | | | | | | |
| PROTECTION | SHORT CIRCUIT | Hiccup mode, recovers automatically after fault condition is removed | | | | | | | | | |
| | OVER VOLTAGE | 440 ~ 470V | 330 ~ 365V | 235 ~ 265V | 158 ~ 188V | 115 ~ 135V | 96 ~ 115V | 80 ~ 97V | 69 ~ 80V | 63 ~ 75V | 55 ~ 65V |
| | OVER TEMPERATURE | Shut down o/p voltage, recovers automatically after temperature goes down | | | | | | | | | |
| ENVIRONMENT | WORKING TEMP. | -25 ~ +50°C (Refer to "Derating Curve") | | | | | | | | | |
| | WORKING HUMIDITY | 10 ~ 95% RH non-condensing | | | | | | | | | |
| | STORAGE TEMP., HUMIDITY | -40 ~ +70°C, 10 ~ 95% RH | | | | | | | | | |
| | TEMP. COEFFICIENT | ±0.03%/°C (0 ~ 50°C) | | | | | | | | | |
| | VIBRATION | 10 ~ 500Hz, 2G 10min./1cycle, period for 60min. each along X, Y, Z axes | | | | | | | | | |
| SAFETY & EMC | SAFETY STANDARDS | IP67 approved; refer to EN60950-1 | | | | | | | | | |
| | WITHSTAND VOLTAGE | I/P-O/P:3KVAC | | | | | | | | | |
| | ISOLATION RESISTANCE | I/P-O/P:100M Ohms / 500VDC / 25°C/ 70% RH | | | | | | | | | |
| | EMC EMISSION | Compliance to EN55022(CISPR22) Class B; EN61000-3-2 Class A(≤80% load); EN61000-3-3 | | | | | | | | | |
| | EMC IMMUNITY | Compliance to EN61000-4-2,3,4,5,6,8,11, EN55024, light industry level , criteria A | | | | | | | | | |
| OTHERS | MTBF | 479K hrs min. MIL-HDBK-217F (25°C) | | | | | | | | | |
| | DIMENSION | 191*63*37.5mm (L*W*H) | | | | | | | | | |
| | PACKING | 0.74Kg; 20pcs/15.8Kg/0.95CUFT | | | | | | | | | |
| NOTE | <p>1. All parameters NOT specially mentioned are measured at 230VAC input, rated load and 25°C of ambient temperature.</p> <p>2. Derating may be needed under low input voltages. Please check the static characteristics for more details.</p> <p>3. The power supply is considered as a component that will be operated in combination with final equipment. Since EMC performance will be affected by the complete installation, the final equipment manufacturers must re-qualify EMC Directive on the complete installation again.</p> <p>4. Refer to warranty statement.</p> <p>5. Constant current operation region is within 50% ~100% rated output voltage. This is the suitable operation region for LED related applications, but please reconfirm special electrical requirements for some specific system design.</p> <p>6. Suitable for indoor use or outdoor use without direct sunlight exposure, please avoid immerse in the water over 30minutes.</p> <p>7. The unit might not be suitable for lighting applications in EU countries. Please check with your local authorities for the possible use of the unit.</p> | | | | | | | | | | |

■ Mechanical Specification

Case No. LPC-150 Unit:mm

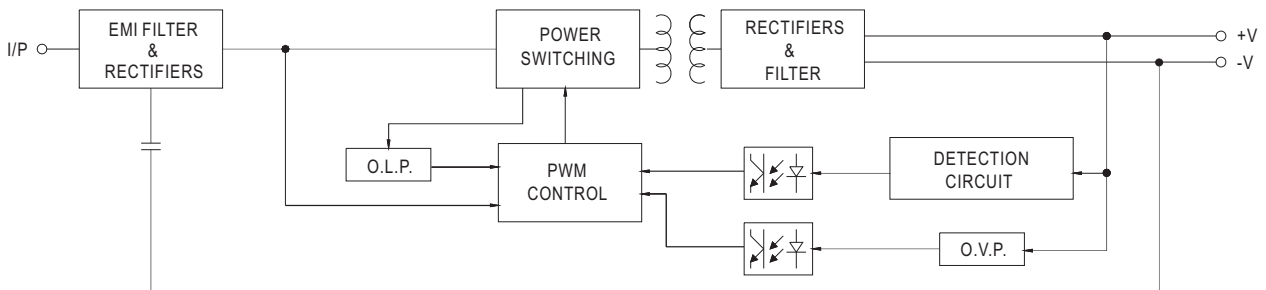


■ Recommend Mounting Direction

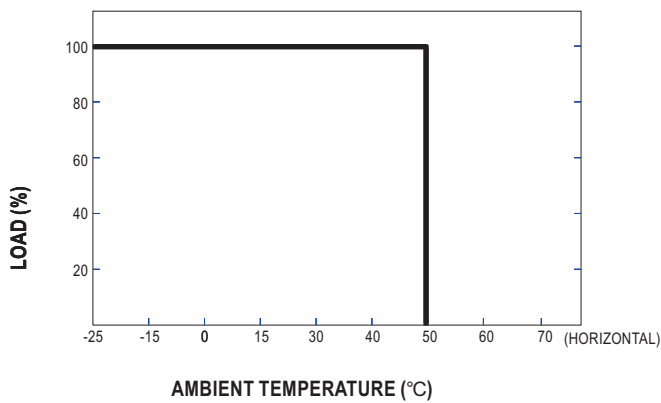


■ Block Diagram

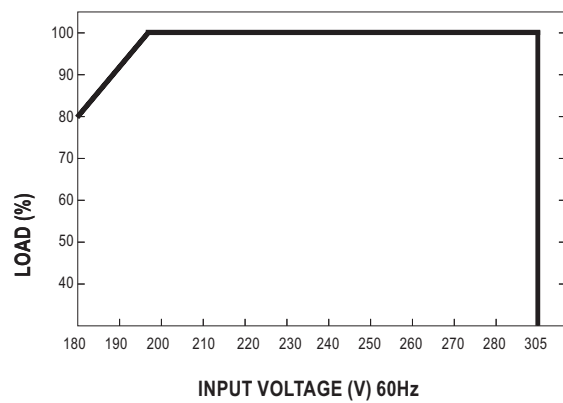
PWM fosc : 67KHz



■ Derating Curve



■ Static Characteristics





Стандарт Электрон Связь

Мы молодая и активно развивающаяся компания в области поставок электронных компонентов. Мы поставляем электронные компоненты отечественного и импортного производства напрямую от производителей и с крупнейших складов мира.

Благодаря сотрудничеству с мировыми поставщиками мы осуществляем комплексные и плановые поставки широчайшего спектра электронных компонентов.

Собственная эффективная логистика и склад в обеспечивает надежную поставку продукции в точно указанные сроки по всей России.

Мы осуществляем техническую поддержку нашим клиентам и предпродажную проверку качества продукции. На все поставляемые продукты мы предоставляем гарантию .

Осуществляем поставки продукции под контролем ВП МО РФ на предприятия военно-промышленного комплекса России , а также работаем в рамках 275 ФЗ с открытием отдельных счетов в уполномоченном банке. Система менеджмента качества компании соответствует требованиям ГОСТ ISO 9001.

Минимальные сроки поставки, гибкие цены, неограниченный ассортимент и индивидуальный подход к клиентам являются основой для выстраивания долгосрочного и эффективного сотрудничества с предприятиями радиоэлектронной промышленности, предприятиями ВПК и научно-исследовательскими институтами России.

С нами вы становитесь еще успешнее!

Наши контакты:

Телефон: +7 812 627 14 35

Электронная почта: sales@st-electron.ru

Адрес: 198099, Санкт-Петербург,
Промышленная ул, дом № 19, литера Н,
помещение 100-Н Офис 331