



Thermal Management Solutions  
For Electronics




For  
**Cooler**  
More Reliable  
Devices

**3M**


# 3M™ Thermally Conductive Adhesive Transfer Tapes



3M™ Thermally Conductive Adhesive Transfer Tapes 8805, 8810, 8815, 8820. High temperature adhesion with good dielectric strength. Applies quickly and easily using die-cut shapes.



**Heat Sink.** Thermally Conductive Adhesive Transfer Tape bonds a heat sink to a component and provides a thermal path for component cooling.



**Power Transistor Attachment.** 3M™ Thermally Conductive Adhesive Transfer Tape 8810 replaces silicone grease and screws for attaching transistors to heat sink.

This range of high adhesion thin tapes offers efficient thermal transfer for a wide range of applications requiring a thermal management solution: bonding heat sinks, heat spreaders and other cooling devices to IC packages, power transistors, and other heat generating components.

Each tape combines 3M high performance acrylic adhesive with highly conductive ceramic particles for an extremely reliable and user-friendly thermal interface. Highly conformable construction provides excellent wet-out on surfaces.

Select 5, 10, 15 and 20 mil thicknesses to meet application requirements.

## 3M™ Thermally Conductive Interface Materials Selection Guide

Product	Description			Adhesion Peel Strength @ 72 hr Dwell at RT (N/cm)	Thermal Performance		Dielectric Properties	
	Base Material Type	Product Thickness (mm)	Filler Type		Liner Type	Conductivity (W/m-K)**	Impedance °C-1/r <sup>2</sup> /W (°C-cm <sup>2</sup> /W)	Dielectric Strength (KV/mm)

### 3M™ Thermally Conductive Interface Tapes

Softer - Improved Surface Conformability Acrylic Thermal Tape

8805		5 (0.13)		Silicone Release	7.5	0.6	0.48 (3.1)	26 8815 tested	5.2 x 10 <sup>11</sup>
8810	Filled Acrylic Polymer	10 (0.25)	Ceramic	Polyester	13.0		0.88 (5.7)		3.9 x 10 <sup>11</sup>
8815		15 (0.38)		Polyester	19.0		1.17 (7.6)		3.8 x 10 <sup>11</sup>
8820		20 (0.51)		Dual Liners	26.0		1.50 (9.7)		3.8 x 10 <sup>11</sup>

### 3M™ Thermally Conductive Interface Tapes

Standard Acrylic Thermal Tape

9882	Filled Acrylic Polymer	2 (0.05)	Ceramic	Silicone Release	5	0.6	0.32 (2.1)	29 9890 tested	2 x 10 <sup>14</sup>
9885		5 (0.13)		Polyester	6.5		0.49 (3.2)		
9890		10 (0.25)		Polyester	9.5		0.89 (5.7)		

### 3M™ Thermally Conductive Interface Tapes\*\*\*

High Adhesion

TM-670SA*	Filled Acrylic Polymer	10 (0.25)	Ceramic	Silicone Release	25.0/5.5	0.6	1.1 (7.1)	24 TM-670SA tested	-
TM-671SA*		15 (0.375)		Polyester	30.0/9.3		1.2 (7.8)		
TM-672SA*		20 (0.5)		Polyester	42.0/11.6		1.4 (9.1)		
8943		6.7 (0.17)	Film Liner	6.7	0.4	0.73 (4.7)	33 8940 tested		

### 3M™ Thermally Conductive Interface Tapes

Flame Retardant Acrylic Thermal Tape

8904-02	Filled Acrylic Polymer	7.9 (0.2)	Ceramic	Clear PET Liner	8.8	1.5	1.31 (8.49)	15	-
8904-025		10 (0.25)			11	1.5	1.35 (8.74)	15	-
8904-05		20 (0.5)			9.9	1.5	1.50 (9.70)	15	-
8940		7.5 (0.19)	Film Liner	6.7	0.4	0.78 (5.1)	33 8940 tested	-	
8910-03		11.8 (0.3)		Paper	20.5	0.6	1.1 (7.2)	23	-

### 3M™ Thermally Conductive Heat Spreading Tapes

Thermally Conductive / Heat Spreading Tape

9876-10	Acrylic Polymer on Cu Layer	3.9 (0.1)	N/A	3M Logo Printed Silicone Release Paper	9	250 (X-Y) 0.8 (Z-axis)	0.21 (1.4)	20 9876-15 tested	-
9876-15		5.9 (0.15)		3M Logo Printed Film Liner	10		0.28 (1.8)		

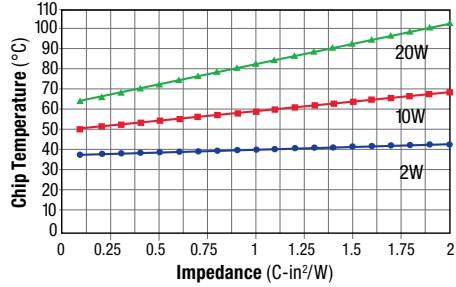
\* TM-67X tapes are designed with a high/low adhesion construction. Face side or non-liner side when product roll is unwound is the lower adhesion side.

\*\* 3M tested in accordance with ASTM 05470TM method.

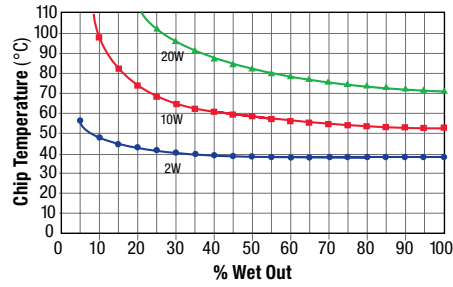
\*\*\* Products are special order in the USA. Please contact your 3M sales support for details.

**Note:** The technical information and data on these pages should be considered representative or typical only and should not be used for specification purposes.

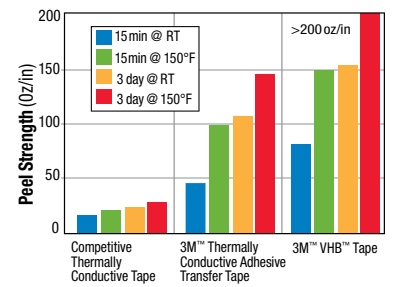
### Effect of Thermal Interface Impedance and Device Power on Chip Temperature



### Effect of Wet-Out (Interface Contact) and Device Power on Chip Temperature



### 90° Peel Adhesion to Bare Untreated Aluminum/3M 88xx TCATT



## 3M™ Thermally Conductive Interface Materials Selection Guide (Continued)

Product	UL Flammability Rating	Potential Operating Temperature Range* (°C)	Typical Applications	Notes
<b>3M™ Thermally Conductive Interface Tape – Softer - Improved Surface Conformability Acrylic Thermal Tape</b>				
8805	UL Testing Note: Adhesive tapes are not intended to be used independently as a single component. Tapes are recognized for use with specific substrates and the tape/substrate is tested for a UL rating.	Short Term (Hours-Days) 125-150 Long Term (Weeks-Months) 90-100	Thermally conductive adhesive transfer tapes with high mechanical strength, improved surface wet-out, and excellent shock performance. Applications include: heat sink attachment, flex circuit bonding, power device attachment and general thermal attachment solutions.	
8810				
8815				
8820				
<b>3M™ Thermally Conductive Interface Tape – Standard Acrylic Thermal Tape</b>				
9882	UL Testing Note: Adhesive tapes are not intended to be used independently as a single component. Tapes are recognized for use with specific substrates and the tape/substrate is tested for a UL rating.	Short Term (Hours-Days) 125-150 Long Term (Weeks-Months) 90-100	3M's original thermally conductive adhesive transfer tape for applications requiring thin bonding with good thermal transfer.	
9885				
9890				
<b>3M™ Thermally Conductive Interface Tape – High Adhesion**</b>				
TM-670SA*	Not Applicable - Non-Compliant	Short Term (Hours-Days) 110-130 Long Term (Weeks-Months) 80-90	3M TCAT TM-67X tapes are designed with a high/low adhesion construction. Face side or non-liner side when product is unwound is the lower adhesion side for good reworkability.	
TM-671SA*				
TM-672SA*				
8943	Not Applicable	Short Term (Hours-Days) 125-150 Long Term (Weeks-Months) 90-100	Thermally conductive tape with good bonding strength. 3M tape 8943 is a single coated tape version of 3M tape 8940.	
<b>3M™ Thermally Conductive Adhesive Tapes (TCAT) – Flame Retardant Acrylic Thermal Tape**</b>				
8904-02	UL 94-V-0	Short Term (Hours-Days) 80-90 Long Term (Weeks-Months) 70-80	High thermal conductivity adhesive tape (15W/m-k), application in LED and heat sink bonding. Re-workability and with excellent conformability to surfaces.	ANSI/UL 94 small-scale test data does not pertain to building materials, furnishings and related contents. ANSI/UL 94 small-scale test data is intended solely for determining the flammability of plastic materials used in the components and parts of end-product devices and appliances, where the acceptability of the combination is determined by UL.
8904-025	UL 94-V-0			
8904-05	UL 94-V-0			
8940	UL 94 V-0 See UL listing for specifics of UL test criteria. Product tested with a substrate.	Short Term (Hours-Days) 125-150 Long Term (Weeks-Months) 90-100	Thermally conductive tape with good bonding strength and flame retardant performance.	
8910-03	UL 94 V-2	Short Term (Hours-Days) 110 - 130 Long Term (Weeks-Months) 80 - 90	For the advanced thermally conductive tape with super adhesion and good flame retardant, 3M TCAT 8910-03 can be considered and recommended as one of high performance thermal attachment solutions.	ANSI/UL 94 small-scale test data does not pertain to building materials, furnishings and related contents. ANSI/UL 94 small-scale test data is intended solely for determining the flammability of plastic materials used in the components and parts of end-product devices and appliances, where the acceptability of the combination is determined by UL.
<b>3M™ Thermally Conductive Heat Spreading Tapes</b>				
9876-10		Short Term (Hours-Days) 110-130	Excellent heat spreading on plane direction and low heat conduction on depth direction with good electrical insulation on surface. It is designed for thermal management by heat spreading.	TCoHST has adhesive on one side only. Product is not used to hold an assembly together. TCoHST use is primarily heat spreading in low profile applications when attached to or on a surface opposite a hot device.
9876-15		Long Term (Weeks-Months) 80-90		

\* End use application testing will determine final temperature range based on final design and other environmental conditions. Suggested temperature range is based on a UL-746 Test Method or a 3M Test Method.

\*\* Products are special order in the USA. Please contact your 3M sales support for details.

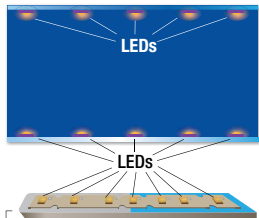
Note: The technical information and data on these pages should be considered representative or typical only and should not be used for specification purposes.

# 3M™ Thermally Conductive Interface Pads



## LED BLU Application

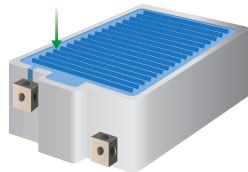
LED Assembly



3M™ Thermally Conductive Interface Pads or 3M™ Thermally Conductive Interface Tapes  
Heat Sink or Heat Spreader Plate

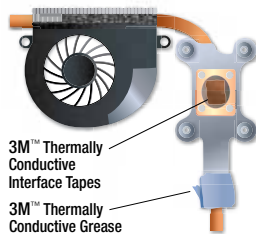
## Automotive Battery Application

Battery Assembly



3M™ Thermally Conductive Acrylic Interface Pads


## Notebook Thermal Module Application



3M™ Thermally Conductive Interface Tapes  
3M™ Thermally Conductive Grease

Through innovative 3M technology, these soft and conformable pads provide high levels of conductivity for the more demanding applications in the electronics industry. The pads provide excellent handling and can be die cut to fit most applications. Available in silicone and non-silicone elastomers.

- Thermal conductivity: 1.0-4.9 W/m-k
- Available in silicone and acrylic elastomers



## 3M™ Thermally Conductive Interface Pads Selection Guide

Product	Description			Adhesion/Shore 00 Softness	Thermal Performance		Dielectric Properties	
	Base Material Type	Product Thickness (mm)	Liner Type		Conductivity** (W/m-K)	Impedance*** (°C-in <sup>2</sup> /W) (°C-cm <sup>2</sup> /W)	Dielectric Strength (kV/mm)	Volume Resistivity (Ohm-cm)

### 3M™ Thermally Conductive Silicone Interface Pads

Product	Base Material Type	Product Thickness (mm)	Liner Type	Adhesion/Shore 00 Softness	Conductivity** (W/m-K)	Impedance*** (°C-in <sup>2</sup> /W) (°C-cm <sup>2</sup> /W)	Dielectric Strength (kV/mm)	Volume Resistivity (Ohm-cm)
5514	Filled Silicone Polymer	7.9 (0.2)	Ceramic PET	No added adhesive layer. Pad is tacky and conformable/// Shore 00=58	1.6	0.44 (2.8) 0.47 (3.0)	14.0	8.6 × 10 <sup>13</sup>
5515		9.8 (0.25)		No added adhesive layer. Pad is tacky and conformable/// Shore 00=80	3.0	0.29 (1.8) 0.40 (2.6)	14.5	3.6 × 10 <sup>14</sup>
5515S*				No added adhesive layer. Pad is tacky and conformable/// Shore 00=80	2.7	0.62 (3.9) 0.70 (4.5)	17.7	8.6 × 10 <sup>14</sup>
5516		20 (0.5) 40 (1.0)		No added adhesive layer. Pad is tacky and conformable/// Shore 00=50	3.1	0.31 (2.0) 0.53 (3.4)	13.1	6.9 × 10 <sup>14</sup>
5516S*		60 (1.5) 80 (2.0)		No added adhesive layer. Pad is tacky and conformable/// Shore 00=50	3.1	0.75 (4.9) 0.98 (6.3)	16.0	
5517		40 (1.0) 60 (1.5) 80 (2.0)		No adhesive layer. Pad is tacky and highly conformable/// Shore = 33	3	0.73 (4.7) 0.98 (6.3) 1.22 (7.9)	4.1	5.0 × 10 <sup>13</sup>
5519		20 (0.5) 40 (1.0)		No added adhesive layer. Pad is tacky and conformable/// Shore 00=70	4.9	0.29 (1.9) 0.48 (3.1)	11.1	1.7 × 10 <sup>14</sup>
5519S*		60 (1.5) 80 (2.0)		No added adhesive layer. Pad is tacky and conformable/// Shore 00=70	4.9	0.65 (4.2) 0.82 (5.3)	13.5	
5591		20 (0.5) 40 (1.0)		No added adhesive layer. Pad is tacky and conformable/// Shore 00=10-15	1.0	1.14 (7.3) 1.92 (12.4)	5.5	2.0 × 10 <sup>12</sup>
5591S*		60 (1.5) 80 (2.0)		No added adhesive layer. Pad is tacky and conformable/// Shore 00=10-15	1.0	2.71 (17.5) 3.49 (22.5)	7.9	
5592		20 (0.5) 40 (1.0)		No added adhesive layer. Pad is tacky and conformable/// Shore 00=43	1.1	0.64 (4.1) 1.15 (7.4)	12.2	3.0 × 10 <sup>12</sup>
5592S*		60 (1.5) 80 (2.0)		No added adhesive layer. Pad is tacky and conformable/// Shore 00=43	1.1	1.66 (10.7) 2.43 (15.7)	14.7	
5595		20 (0.5) 40 (1.0)		No added adhesive layer. Pad is tacky and conformable/// Shore 00=50	1.6	0.70 (4.5) 1.21 (7.8)	13.1	5.0 × 10 <sup>12</sup>
5595S*		60 (1.5) 80 (2.0)		No added adhesive layer. Pad is tacky and conformable/// Shore 00=50	1.6	1.71 (11.0) 2.22 (14.3)	15.7	

### 3M™ Thermally Conductive Acrylic Interface Pads

Product	Base Material Type	Product Thickness (mm)	Liner Type	Adhesion/Shore 00 Softness	Conductivity** (W/m-K)	Impedance*** (°C-in <sup>2</sup> /W) (°C-cm <sup>2</sup> /W)	Dielectric Strength (kV/mm)	Volume Resistivity (Ohm-cm)
5570	Filled Acrylic Polymer	20 (0.5) 40 (1.0)	Ceramic PET	No added adhesive layer. Pad is tacky and conformable/// Shore 00=50	1.3	0.67 (4.3) 1.18 (7.6) 1.69 (10.9) 2.30 (14.9)	20	2.9 × 10 <sup>12</sup>
5571		60 (1.5) 80 (2.0)		No added adhesive layer. Pad is tacky and conformable/// Shore 00 = 70	2	0.81 (5.2) 1.24 (8.0) 1.68 (10.8) 2.11 (13.6)	23	3.3 × 10 <sup>12</sup>
5578H		20 (0.5) 40 (1.0)		No added adhesive layer. Pad is tacky and conformable/// Shore 00 = 70	3.5	0.81 (5.4)	19	1.7 × 10 <sup>12</sup>
5589H		40 (1.0) 60 (1.5)		No added adhesive layer. Pad is tacky and conformable/// Shore 00=48	2.0	1.33 (8.6) 1.67 (10.8)	21	3.4 × 10 <sup>12</sup>
5590H		20 (0.5) 40 (1.0) 60 (1.5)		No added adhesive layer. Pad is tacky and conformable/// Shore 00=61	3.0	0.46 (3.0) 0.70 (4.5) 0.95 (6.1)	16	2.7 × 10 <sup>12</sup>
5567H		20 (0.5) 40 (1.0) 60 (1.5)		No added adhesive layer. Pad is tacky and conformable/// Shore 00=63	3.0	0.46 (3.0) 0.70 (4.5) 0.95 (6.1)	16	2.7 × 10 <sup>12</sup>

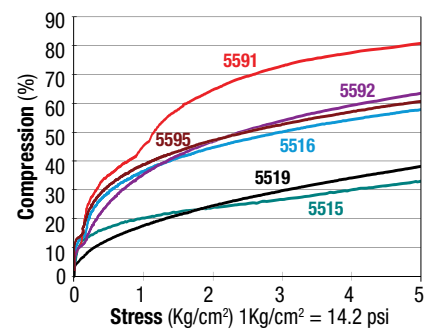
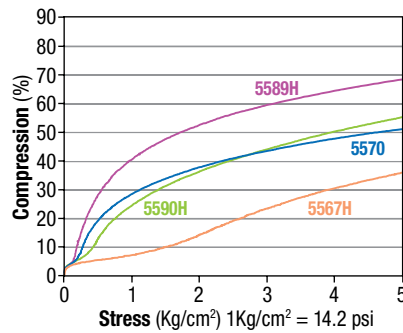
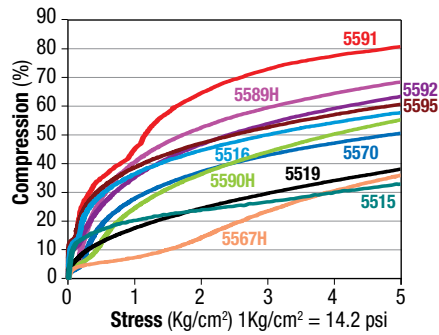
\*Pads ending with S have a polymeric film on one side to be used as a non-tacky surface for ease of reworking an assembly.

\*\*3M tested in accordance with ASTM 05470 test method.

\*\*\*Thermal impedance is measured with the test sample under a nominal 10 psi pressure to reflect a typical end use application.

Note: The technical information and data on these pages should be considered representative or typical only and should not be used for specification purposes.

## Compression vs. Stress



## 3M™ Thermally Conductive Interface Pads Selection Guide (Continued)

Product	UL Flammability Rating	Potential Operating Temperature Range****(°C)	Typical Applications	Notes
---------	------------------------	---	----------------------	-------

### 3M™ Thermally Conductive Silicone Interface Pads

5514	UL 94 V-1	Short Term (Hours-Days) 180-200°C Long Term (Weeks-Months) 150-160°C	3M Pad 5514 is designed for applications requiring complicated shape, thin thickness (<0.25 mm) and good flexibility with over-bending.	Thermally conductive interface pads (silicone) for applications requiring gap filling and superior thermal performance without bonding. Provides IC package and PCB thermal interfacing with heat sinks or other cooling device, and metal cases.  “S” designation signifies a polyester (PET) or a PEN film on one side to provide a non-tacky surface. “H” designation signifies a product with one non-tacky surface without the use of a PET film.  ANSI/UL 94 small-scale test data does not pertain to building materials, furnishings and related contents. ANSI/UL 94 small-scale test data is intended solely for determining the flammability of plastic materials used in the components and parts of end-product devices and appliances, where the acceptability of the combination is determined by UL.
5515	UL 94 V-0		3M Pad 5515 is designed for applications requiring higher K(3 w/m-k) and thin thickness (<0.25 mm).	
5515S	Not Applicable		3M Pad 5515S is Thermal Pad 5515 with a permanent polyimide film on one side to be used as a non-tacky surface for anti-abrusion and ease of reworking on assembly. Thermal conductivity and thermal impedance are slightly changed with addition of thin polyimide film.	
5516	UL 94 V-0		1) 3M Pad 5516S is Thermal Pad 5516 with a polymeric permanent film on one side to be used as a non-tacky surface for ease of reworking an assembly. Thermal conductivity and thermal impedance are slightly changed with addition of the film, while Dielectric strength is improved. 2) Optional thickness > 2.0 mm are available.	
5516S	UL 94 V-1 or V-0			
5517	–		3M Pad 5517 is a highly conformable, slightly tacky silicone elastomer flexible to fit to the shape.	
5519	UL 94 V-0		1) 3M Pad 5519S is Thermal Pad 5519 with a polymeric permanent film on one side to be used as a non-tacky surface for ease of reworking an assembly. Thermal conductivity and thermal impedance are slightly changed with addition of the film, while Dielectric strength is improved. 2) Optional thickness > 2.0 mm are available.	
5519S				
5591	Not Applicable		1) 3M Pad 5591S has a polymeric permanent film on one side to be used as a non-tacky surface for ease of reworking an assembly. 2) 3M Pad 5591S is available in 0.5 mm -2.0 mm thickness . 3) Optional thickness > 2.0 mm are available.	
5591S	UL 94 V-1 or V-0			
5592	UL 94 V-1 or V-0	1) 3M Pad 5592S is Thermal Pad 5592 with a polymeric film on one side to be used as a non-tacky surface for ease of reworking and assembly. Thermal conductivity and thermal impedance are slightly changed with addition of the film, while dielectric strength is improved. 2) 3M Pad 5592S is available in the 0.5 mm-2.0mm thickness. 3M Pad 5592 1.0-2.0 mm thickness 3) Optional thicknesses > 2.0 mm are available.		
5592S				
5595	UL 94 V-0	1) 3M Pad 5595S is Thermal Pad 5595 with a polymeric film on one side to be used as a non-tacky surface for ease of reworking and assembly. Thermal conductivity and thermal impedance are slightly changed with addition of the film, while dielectric strength is improved. 2) 3M Pad 5595S is available in the 0.5 mm-2.0 mm thickness. 3M Pad 5595 1.0-2.0 mm thickness 3) Optional thicknesses > 2.0 mm are available.		
5595S				

### 3M™ Thermally Conductive Acrylic Interface Pads

5570	UL 94 V-0	Short Term (Hours-Days) 110-130°C Long Term (Weeks-Months) 90-100°C	3M Pad 5570 has good recovery and a medium tack surface for both sides and uses an acrylic elastomer for applications that require a non-silicone thermal pad.	ANSI/UL 94 small-scale test data does not pertain to building materials, furnishings and related contents. ANSI/UL 94 small-scale test data is intended solely for determining the flammability of plastic materials used in the components and parts of end-product devices and appliances, where the acceptability of the combination is determined by UL.
5571			3M Pad 5571 has good recovery and a medium tack surface for both sides and uses an acrylic elastomer for applications that require a non-silicone thermal pad.	
5578H			3M Pad 5578H has good recovery, a low tack surface and a very low tack surface, and uses an acrylic elastomer for applications that require a non-silicone thermal pad.	
5589H			3M Pad 5589H has a very low tack surface and a medium tack surface and uses an acrylic elastomer for applications that require a non-silicone thermal pad.	
5590H			3M Pad 5590H has a very low tack surface and a medium tack surface and uses an acrylic elastomer for applications that require a non-silicone thermal pad.	
5567H			3M Pad 5567H has low odor, a very low tack surface and a medium tack surface on soft layer and uses an acrylic elastomer for applications that require a non-silicone thermal pad.	

\*\*\*\* End use application testing will determine final temperature range based on final design and other environmental conditions. Suggested temperature range is based on a UL-746 Test Method or a 3M Test Method.


Note: The technical information and data on these pages should be considered representative or typical only and should not be used for specification purposes.

# 3M™ Thermally Conductive Epoxies

This range of liquid adhesives has less odor and good structural strength adhesion. Dispensing is easy for high output, in-line automated manufacturing and manual application. Adhesive flows and fills micro-spaces on surfaces. Ultra-thin bond line helps achieve low thermal impedance.

## 3M™ Thermally Conductive Epoxies Selection Guide

Product	Description			Thermal Performance		Dielectric Properties		Potential Operating Temperature Range* (°C)	Typical Applications	Notes
	Base Material Type	Product Thickness (mil) (mm)	Filler Type	Packaging	Conductivity (W/m-K 3M-ASTM 054701M)	Impedance (50µm) bondline thickness (°C-in <sup>2</sup> /MW <sup>2</sup> /°C-cm <sup>2</sup> /W) 2.0 mil	Dielectric Strength (kV/mm)			



### 3M™ Thermally Conductive Epoxies

TC-2707	Filled Epoxy	Various	Aluminum Metal	2-part Epoxy/3M Duo-Pak	0.72	0.105 (0.67)	2.1	2.4 × 10 <sup>11</sup>		As the 3M™ Thermally Conductive Adhesive TC-2707 uses aluminum metal fillers, under certain end use application conditions the effective resistivity and/or effective dielectric strength could be significantly lower than noted. If the metal fillers are "trapped" or "pinched" between two surfaces, an electrical bridge path via the aluminum fillers could occur between these surfaces. Epoxy Adhesive TC-2707 is not suggested for applications where a powered electrical circuit is used or where a reliable volume resistivity and/or dielectric strength is desired. 3M™ Thermally Conductive Epoxy Adhesive TC-2810 uses ceramic filler and is suggested product to test for these types of application performance needs.
TC-2810			Ceramic		1.0-1.4	0.05 (0.32)	3	76 × 10 <sup>12</sup>		Thermal Conductivity (TC) can vary in an application as the filler is a boron nitride (BN) platelet shape and alignment can change effective TC.

\* End use application testing will determine final temperature range based on final design and other environmental conditions. Suggested temperature range is based on a UL-746 Test Method or a 3M Test Method.

3M™ EPX Applicator and Nozzle simultaneously and accurately mixes, meters, and applies adhesive with a squeeze of the trigger



Note: The technical information and data on these pages should be considered representative or typical only and should not be used for specification purposes.

The 3M™ Thermally Conductive Greases are high performance thermal interface materials for transferring thermal energy from a heat source (e.g. processor chip, graphics chip, High Power LED) to a heat sink. The proprietary blend of inorganic fillers contained in an organic matrix (non-silicone) ensures high thermal conductivity and low thermal resistance. Grease products are available in two versions: Standard viscosity and a lower viscosity version that can be useful in screen printing application methods.


## 3M™ Thermally Conductive Greases

### 3M™ Thermally Conductive Greases Selection Guide

Product	Description			Thermal Performance		Dielectric Properties		Potential Operating Temperature Range* (°C)	Typical Applications	Notes
	Base Material Type	Product Thickness (mil/mm)	Filler Type	Steady State Shear Viscosity @ 1.0 Shear/Rate (05470 TM)	Conductivity (W/m-K3M-ASTM)	Impedance (°C-in <sup>2</sup> /W (°C-cm <sup>2</sup> /W))	Dielectric Strength (KV/mm (Film version tested))			
TCG-2035/ TCG-2031	Non-Silicone Polymeric Binder	Various	Ceramic	2100/150	4.1	0.0127 (0.81)	4.7	1.36 x 10 <sup>8</sup>	Short Term (Hours-Days) 125-150°C Long Term (Weeks-Months) 100-125°C	Thermally conductive greases provide a thin thermal interface to optimize thermal heat transfer between hot running devices and heat sinking surfaces. Excellent flow properties for improved interface wet-out.  3M Greases TCG-2031 and TCG-2033 are supplied with a small wt% of a solvent added to lower viscosity. Lower viscosity can allow for reduced thickness during application and may benefit screen printing options. Effective thermal measurements are not significantly different from non-solvent added versions. Shear rate viscosity reduced by 5-10x.

\* End use application testing will determine final temperature range based on final design and other environmental conditions. Suggested temperature range is based on a UL-746 Test Method or a 3M Test Method.

3M™ Thermal Grease



Note: The technical information and data on these pages should be considered representative or typical only and should not be used for specification purposes.

**Technical Information:** The technical information, recommendations and other statements contained in this document are based upon tests or experience that 3M believes are reliable, but the accuracy or completeness of such information is not guaranteed.

**Product Use:** Many factors beyond 3M's control and uniquely within user's knowledge and control can affect the use and performance of a 3M product in a particular application. Given the variety of factors that can affect the use and performance of a 3M product, user is solely responsible for evaluating the 3M product and determining whether it is fit for a particular purpose and suitable for user's method of application.

**Warranty, Limited Remedy, and Disclaimer:** Unless an additional warranty is specifically stated on the applicable 3M product packaging or product literature, 3M warrants that each 3M product meets the applicable 3M product specification at the time 3M ships the product. 3M MAKES NO OTHER WARRANTIES OR CONDITIONS, EXPRESS OR IMPLIED, INCLUDING, BUT NOT LIMITED TO, ANY IMPLIED WARRANTY OR CONDITION OF MERCHANTABILITY OR FITNESS FOR A PARTICULAR PURPOSE OR ANY IMPLIED WARRANTY OR CONDITION ARISING OUT OF A COURSE OF DEALING, CUSTOM OR USAGE OF TRADE. If the 3M product does not conform to this warranty, then the sole and exclusive remedy is, at 3M's option, replacement of the 3M product or refund of the purchase price.

**Limitation of Liability:** Except where prohibited by law, 3M will not be liable for any loss or damage arising from the 3M product, whether direct, indirect, special, incidental or consequential, regardless of the legal theory asserted, including warranty, contract, negligence or strict liability.



**Electronics Materials  
Solutions Division**

3M Center, Building 224-3N-11  
St. Paul, MN 55144-1000  
[www.3M.com/electronics](http://www.3M.com/electronics)  
1-800-251-8634

Please recycle. Printed in USA.  
© 3M 2015. All rights reserved.  
Issued: 7/15 10776HB  
78-9236-7060-4

3M and VHB are trademarks of  
3M Company. Used under license  
by 3M subsidiaries and affiliates.





## Стандарт Электрон Связь

Мы молодая и активно развивающаяся компания в области поставок электронных компонентов. Мы поставляем электронные компоненты отечественного и импортного производства напрямую от производителей и с крупнейших складов мира.

Благодаря сотрудничеству с мировыми поставщиками мы осуществляем комплексные и плановые поставки широчайшего спектра электронных компонентов.

Собственная эффективная логистика и склад в обеспечивает надежную поставку продукции в точно указанные сроки по всей России.

Мы осуществляем техническую поддержку нашим клиентам и предпродажную проверку качества продукции. На все поставляемые продукты мы предоставляем гарантию .

Осуществляем поставки продукции под контролем ВП МО РФ на предприятия военно-промышленного комплекса России , а также работаем в рамках 275 ФЗ с открытием отдельных счетов в уполномоченном банке. Система менеджмента качества компании соответствует требованиям ГОСТ ISO 9001.

Минимальные сроки поставки, гибкие цены, неограниченный ассортимент и индивидуальный подход к клиентам являются основой для выстраивания долгосрочного и эффективного сотрудничества с предприятиями радиоэлектронной промышленности, предприятиями ВПК и научно-исследовательскими институтами России.

С нами вы становитесь еще успешнее!

### Наши контакты:

**Телефон:** +7 812 627 14 35

**Электронная почта:** [sales@st-electron.ru](mailto:sales@st-electron.ru)

**Адрес:** 198099, Санкт-Петербург,  
Промышленная ул, дом № 19, литера Н,  
помещение 100-Н Офис 331