

# Thick Film Chip Attenuator, Surface Mount, Balanced $\pi$ Type



## FEATURES

- Single component reduces board space and component counts - replaces 3 or more components
- Tolerance matching and temperature tracking superior to individual components
- Maximum power dissipation: 0.075 W for CZB06S
- Consult factory for extended values, non-standard tolerances, impedance matching and other attenuation values
- Frequency range: DC to 3 GHz
- Surface mount chip attenuator in a resistor array package
- Material categorization: for definitions of compliance please see [www.vishay.com/doc?99912](http://www.vishay.com/doc?99912)



### Note

\* This datasheet provides information about parts that are RoHS-compliant and/or parts that are non-RoHS-compliant. For example, parts with lead (Pb) terminations are not RoHS-compliant. Please see the information/tables in this datasheet for details.

## STANDARD ELECTRICAL SPECIFICATIONS

GLOBAL MODEL	POWER RATING $P_{70\text{ }^\circ\text{C}}$ W	IMPEDANCE $\Omega$	ATTENUATION RANGE AND TOLERANCE	
			$\pm 0.3\text{ dB (L)}$	$\pm 0.5\text{ dB (H)}$
CZB06S	0.075	50/75	0 dB, 1 dB to 5 dB	6 dB to 10 dB

### Note

• Power rating depends on the maximum temperature at the solder point, the component placement density and the substrate material.

IMPEDANCE	50 $\Omega$	75 $\Omega$
Attenuation in dB <sup>(1)</sup>	1	1
	1.5	1.5
	2	2
	3	3
	4	4
	5	5
	6	6
	10	10

### Note

<sup>(1)</sup> Consult factory for other attenuations.

## CIRCUIT SCHEMATIC

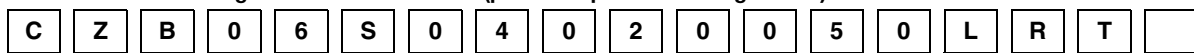


## TECHNICAL SPECIFICATIONS

PARAMETER	UNIT	CZB06S
Rated dissipation at 70 $^\circ\text{C}$	W	0.075
VSWR		1.2 max.
Category temperature range	$^\circ\text{C}$	-55 to +150
Frequency range		DC to 3 GHz

## GLOBAL PART NUMBER INFORMATION

New Global Part Numbering: CZB06S04020050LRT (preferred part numbering format)



MODEL	PIN COUNT	ATTENUATION	IMPEDANCE	TOLERANCE	PACKAGING	SPECIAL
CZB06S	04 = 4 pin	010 = 1.0 dB 015 = 1.5 dB 020 = 2.0 dB 100 = 10.0 dB 000 = 0 dB	050 = 50 $\Omega$ 075 = 75 $\Omega$	H = $\pm 0.5\text{ dB}$ L = $\pm 0.3\text{ dB}$	EA = Lead (Pb)-free, T/R RT = Tin lead, T/R	(Dash number) Up to 1 digit Blank = Standard

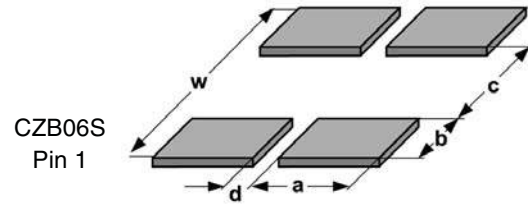
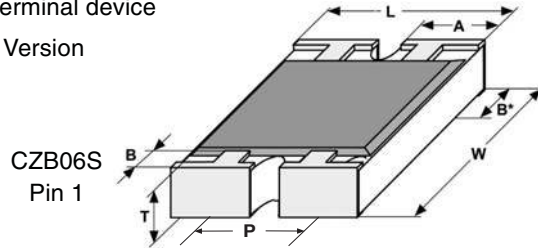
### Note

• For additional information on packaging, refer to the Surface Mount Network Packaging document ([www.vishay.com/doc?31540](http://www.vishay.com/doc?31540)).

**DIMENSIONS**

4-Terminal device

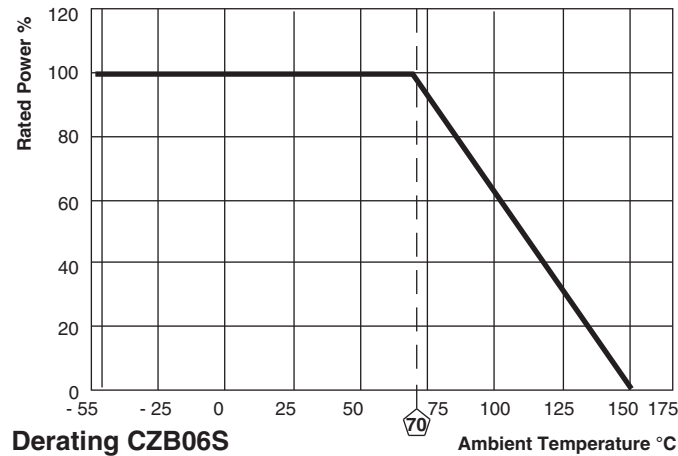
S - Version



GLOBAL MODEL	DIMENSIONS in inches (millimeters)						
	L	W	T	A	P	B	B*
CZB06S	0.063 ± 0.006 (1.60 ± 0.15)	0.059 ± 0.006 (1.50 ± 0.15)	0.020 ± 0.004 (0.51 ± 0.10)	0.024 ± 0.006 (0.61 ± 0.15)	0.031 (0.80)	0.012 ± 0.006 (0.30 ± 0.15)	0.012 ± 0.006 (0.30 ± 0.15)

GLOBAL MODEL	SOLDER PAD DIMENSIONS in inches (millimeters)				
	c	w	d	a	b
CZB06S	0.031 (0.80)	0.122 (3.10)	0.014 (0.36)	0.025 (0.63)	0.045 (1.15)



PERFORMANCE			
TEST	CONDITIONS OF TEST	TEST RESULTS (TYPICAL TEST LOTS)	
		0.5 dB to 5 dB	6 dB to 10 dB
Endurance test at 70 °C per EIA 575-3.14	1000 h at 70 °C, 1.5 h "ON", 0.5 h "OFF"	± 0.2 dB	± 0.3 dB
Overload per EIA 575-3.6	Short time overload	± 0.2 dB	± 0.3 dB
Thermal shock	Per EIA 575-3.5	± 0.2 dB	± 0.3 dB
Moisture resistance	Per EIA 575-3.10	± 0.2 dB	± 0.3 dB
Resistance to soldering heat	10 s at 260 °C solder bath temperature EIA 575 3.8	± 0.2 dB	± 0.3 dB
High temperature exposure	Per EIA 575-3.7	± 0.2 dB	± 0.3 dB
Low temperature operations	Per EIA-575-3.6	± 0.2 dB	± 0.3 dB
Solderability and leaching	EIA 575-3.12	95 % coverage	



## Disclaimer

ALL PRODUCT, PRODUCT SPECIFICATIONS AND DATA ARE SUBJECT TO CHANGE WITHOUT NOTICE TO IMPROVE RELIABILITY, FUNCTION OR DESIGN OR OTHERWISE.

Vishay Intertechnology, Inc., its affiliates, agents, and employees, and all persons acting on its or their behalf (collectively, "Vishay"), disclaim any and all liability for any errors, inaccuracies or incompleteness contained in any datasheet or in any other disclosure relating to any product.

Vishay makes no warranty, representation or guarantee regarding the suitability of the products for any particular purpose or the continuing production of any product. To the maximum extent permitted by applicable law, Vishay disclaims (i) any and all liability arising out of the application or use of any product, (ii) any and all liability, including without limitation special, consequential or incidental damages, and (iii) any and all implied warranties, including warranties of fitness for particular purpose, non-infringement and merchantability.

Statements regarding the suitability of products for certain types of applications are based on Vishay's knowledge of typical requirements that are often placed on Vishay products in generic applications. Such statements are not binding statements about the suitability of products for a particular application. It is the customer's responsibility to validate that a particular product with the properties described in the product specification is suitable for use in a particular application. Parameters provided in datasheets and/or specifications may vary in different applications and performance may vary over time. All operating parameters, including typical parameters, must be validated for each customer application by the customer's technical experts. Product specifications do not expand or otherwise modify Vishay's terms and conditions of purchase, including but not limited to the warranty expressed therein.

Except as expressly indicated in writing, Vishay products are not designed for use in medical, life-saving, or life-sustaining applications or for any other application in which the failure of the Vishay product could result in personal injury or death. Customers using or selling Vishay products not expressly indicated for use in such applications do so at their own risk. Please contact authorized Vishay personnel to obtain written terms and conditions regarding products designed for such applications.

No license, express or implied, by estoppel or otherwise, to any intellectual property rights is granted by this document or by any conduct of Vishay. Product names and markings noted herein may be trademarks of their respective owners.

## Material Category Policy

**Vishay Intertechnology, Inc. hereby certifies that all its products that are identified as RoHS-Compliant fulfill the definitions and restrictions defined under Directive 2011/65/EU of The European Parliament and of the Council of June 8, 2011 on the restriction of the use of certain hazardous substances in electrical and electronic equipment (EEE) - recast, unless otherwise specified as non-compliant.**

**Please note that some Vishay documentation may still make reference to RoHS Directive 2002/95/EC. We confirm that all the products identified as being compliant to Directive 2002/95/EC conform to Directive 2011/65/EU.**

**Vishay Intertechnology, Inc. hereby certifies that all its products that are identified as Halogen-Free follow Halogen-Free requirements as per JEDEC JS709A standards. Please note that some Vishay documentation may still make reference to the IEC 61249-2-21 definition. We confirm that all the products identified as being compliant to IEC 61249-2-21 conform to JEDEC JS709A standards.**



## Стандарт Электрон Связь

Мы молодая и активно развивающаяся компания в области поставок электронных компонентов. Мы поставляем электронные компоненты отечественного и импортного производства напрямую от производителей и с крупнейших складов мира.

Благодаря сотрудничеству с мировыми поставщиками мы осуществляем комплексные и плановые поставки широчайшего спектра электронных компонентов.

Собственная эффективная логистика и склад в обеспечивает надежную поставку продукции в точно указанные сроки по всей России.

Мы осуществляем техническую поддержку нашим клиентам и предпродажную проверку качества продукции. На все поставляемые продукты мы предоставляем гарантию .

Осуществляем поставки продукции под контролем ВП МО РФ на предприятия военно-промышленного комплекса России , а также работаем в рамках 275 ФЗ с открытием отдельных счетов в уполномоченном банке. Система менеджмента качества компании соответствует требованиям ГОСТ ISO 9001.

Минимальные сроки поставки, гибкие цены, неограниченный ассортимент и индивидуальный подход к клиентам являются основой для выстраивания долгосрочного и эффективного сотрудничества с предприятиями радиоэлектронной промышленности, предприятиями ВПК и научно-исследовательскими институтами России.

С нами вы становитесь еще успешнее!

### Наши контакты:

**Телефон:** +7 812 627 14 35

**Электронная почта:** [sales@st-electron.ru](mailto:sales@st-electron.ru)

**Адрес:** 198099, Санкт-Петербург,  
Промышленная ул, дом № 19, литера Н,  
помещение 100-Н Офис 331