

Features

- 1-dB Attenuation Steps to 31 dB
- Ultra Low DC Power Consumption
- Low Intermodulation Products: IP3 = 50 dBm
- Tape and Reel Packaging Available
- Temperature Stability: ± 0.15 dB from -40°C to $+85^{\circ}\text{C}$
- Lead-Free SSOP-20 Package
- 100% Matte Tin Plating over Copper
- Halogen-Free "Green" Mold Compound
- 260 $^{\circ}\text{C}$ Reflow Compatible
- RoHS* Compliant Version of AT-260

Description

M/A-COM's MAATSS0020 is a 5-bit, 1-dB step GaAs MMIC digital attenuator in a lead-free SSOP-20 surface mount plastic package. The MAATSS0020 is ideally suited for use where high power accuracy, fast switching, very low power consumption and low intermodulation products are required at a low cost.

Typical Applications include radio and cellular equipment, wireless LANS, GPS equipment and other gain/level control circuits.

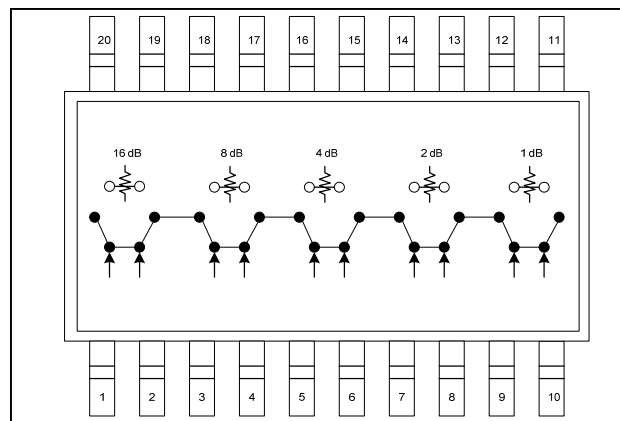
The MAATSS0020 is fabricated with a monolithic GaAs MMIC using a mature 1-micron process. The process features full chip passivation for increased performance and reliability.

Ordering Information¹

| Part Number | Package |
|-------------------|-----------------|
| MAATSS0020 | SSOP 20-Lead |
| MAATSS0020TR-3000 | 3000 piece reel |

1. Reference Application Note M513 for reel size information.

Functional Schematic



Pin Configuration

| Pin No. | Function | Pin No. | Function |
|---------|-------------------------|---------|----------|
| 1 | VC1 | 11 | RF1 |
| 2 | $\overline{\text{VC1}}$ | 12 | Ground |
| 3 | VC2 | 13 | Ground |
| 4 | $\overline{\text{VC2}}$ | 14 | Ground |
| 5 | VC3 | 15 | Ground |
| 6 | $\overline{\text{VC3}}$ | 16 | Ground |
| 7 | VC4 | 17 | Ground |
| 8 | $\overline{\text{VC4}}$ | 18 | Ground |
| 9 | No Connection | 19 | Ground |
| 10 | $\overline{\text{VC5}}$ | 20 | RF2 |

Absolute Maximum Ratings^{2,3}

| Parameter | Absolute Maximum |
|---|---|
| Input Power: 0.05 GHz 0.5 - 2.0 GHz | +27 dBm +34 dBm |
| Control Voltage | +5 V, -8.5 V |
| Operating Temperature | -40°C to $+85^{\circ}\text{C}$ |
| Storage Temperature | -65°C to $+150^{\circ}\text{C}$ |

2. Exceeding any one or combination of these limits may cause permanent damage to this device.
3. M/A-COM does not recommend sustained operation near these survivability limits.

* Restrictions on Hazardous Substances, European Union Directive 2002/95/EC.

ADVANCED: Data Sheets contain information regarding a product M/A-COM Technology Solutions is considering for development. Performance is based on target specifications, simulated results, and/or prototype measurements. Commitment to develop is not guaranteed.
PRELIMINARY: Data Sheets contain information regarding a product M/A-COM Technology Solutions has under development. Performance is based on engineering tests. Specifications are typical. Mechanical outline has been fixed. Engineering samples and/or test data may be available. Commitment to produce in volume is not guaranteed.

- **North America** Tel: 800.366.2266 / Fax: 978.366.2266
 - **Europe** Tel: 44.1908.574.200 / Fax: 44.1908.574.300
 - **Asia/Pacific** Tel: 81.44.844.8296 / Fax: 81.44.844.8298
- Visit www.macomtech.com for additional data sheets and product information.

M/A-COM Technology Solutions Inc. and its affiliates reserve the right to make changes to the product(s) or information contained herein without notice.

Electrical Specifications: $T_A = 25^\circ\text{C}$, $Z_0 = 50 \Omega$

| Parameter | Test Conditions | Units | Min. | Typ. | Max. |
|-----------------------------------|--|--|------|-------|------|
| Reference Insertion Loss | DC - 0.1 GHz | dB | — | 1.6 | — |
| | 0.1 - 0.5 GHz | dB | — | 1.7 | — |
| | 0.5 - 1.0 GHz | dB | — | 1.9 | 2.2 |
| | 1.0 - 2.0 GHz | dB | — | 2.2 | — |
| Attenuation Accuracy ⁴ | DC - 1.0 GHz DC - 2.0 GHz | ± (0.20 dB + 3% of Atten Setting in dB) dB ± (0.30 dB + 3% of Atten Setting in dB) dB | | | |
| VSWR | (Any State) | Ratio | — | 1.5:1 | — |
| Trise, Tfall | 10% to 90% RF, 90% to 10% RF | nS | — | 8 | — |
| Ton, Toff | 50% Control to 90% RF, 50% Control to 10% RF | nS | — | 15 | — |
| Transients | In Band | mV | — | 2 | — |
| 1 dB Compression | Input Power | dBm | — | 20 | — |
| | 0.05 GHz 0.5 - 2.0 GHz | dBm | — | 27 | — |
| IP ₂ | 0.05 GHz | dBm | — | 45 | — |
| | 0.5 - 2.0 GHz Measured Relative to Input Power (for two-tone input power up to +5 dBm) | dBm | — | 60 | — |
| IP ₃ | 0.05 GHz | dBm | — | 34 | — |
| | 0.5 - 2.0 GHz Measured Relative to Input Power (for two-tone input power up to +5 dBm) | dBm | — | 50 | — |

4. Attenuation accuracy specifications apply with negative bias control and low inductance grounding.

Truth Table ⁵

| Control Inputs | | | | | | | | | Atten (dB) |
|----------------|------|------|------|------|------|------|------|------|------------|
| VC 5 | VC 4 | VC 4 | VC 3 | VC 3 | VC 2 | VC 2 | VC 1 | VC 1 | |
| 1 | 1 | 0 | 1 | 0 | 1 | 0 | 1 | 0 | Reference |
| 0 | 1 | 0 | 1 | 0 | 1 | 0 | 1 | 0 | 1 dB |
| 1 | 0 | 1 | 1 | 0 | 1 | 0 | 1 | 0 | 2 dB |
| 1 | 1 | 0 | 0 | 1 | 1 | 0 | 1 | 0 | 4 dB |
| 1 | 1 | 0 | 1 | 0 | 0 | 1 | 1 | 0 | 8 dB |
| 1 | 1 | 0 | 1 | 0 | 1 | 0 | 0 | 1 | 16 dB |
| 0 | 0 | 1 | 0 | 1 | 0 | 1 | 0 | 1 | 31 dB |

5. 0 = Vin Low = 0 V = 0 to -0.2V @ 20 µA maximum.
1 = Vin High = -5V @ 20 µA typical to -8 V @ 200 µA maximum.

Handling Procedures

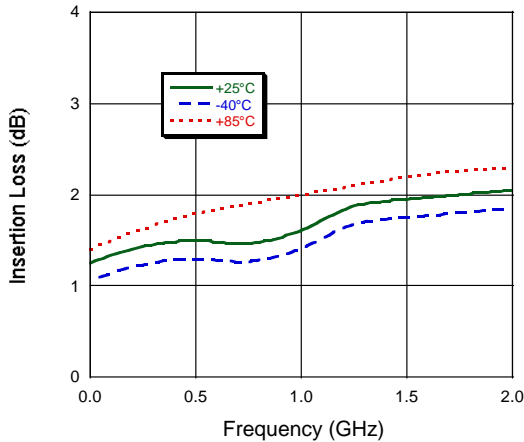
Please observe the following precautions to avoid damage:

Static Sensitivity

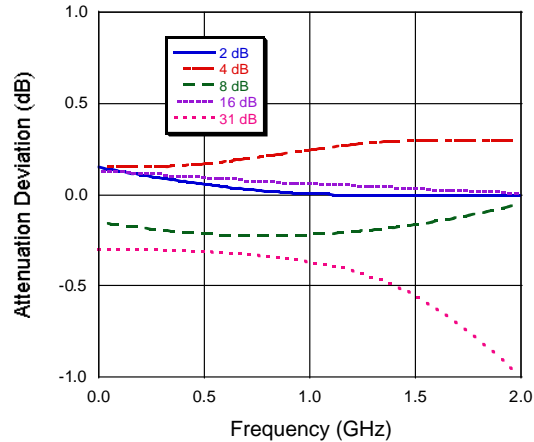
Gallium Arsenide Integrated Circuits are sensitive to electrostatic discharge (ESD) and can be damaged by static electricity. Proper ESD control techniques should be used when handling these devices.

Typical Performance Curves

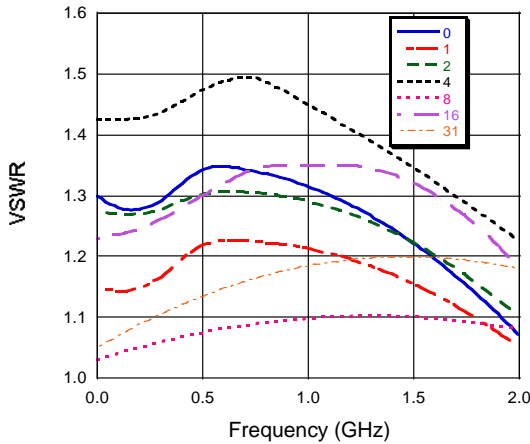
Insertion Loss



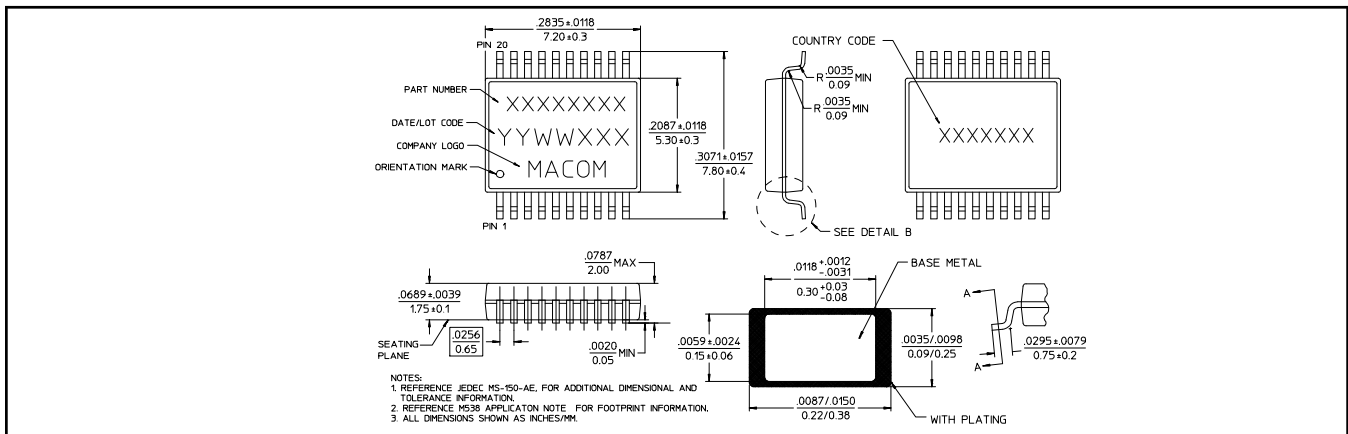
Attenuation Accuracy



VSWR



Lead-Free SSOP-20 †



† Reference Application Note M538 for lead-free solder reflow recommendations.

ADVANCED: Data Sheets contain information regarding a product M/A-COM Technology Solutions is considering for development. Performance is based on target specifications, simulated results, and/or prototype measurements. Commitment to develop is not guaranteed.
PRELIMINARY: Data Sheets contain information regarding a product M/A-COM Technology Solutions has under development. Performance is based on engineering tests. Specifications are typical. Mechanical outline has been fixed. Engineering samples and/or test data may be available. Commitment to produce in volume is not guaranteed.

• **North America** Tel: 800.366.2266 / Fax: 978.366.2266
 • **Europe** Tel: 44.1908.574.200 / Fax: 44.1908.574.300
 • **Asia/Pacific** Tel: 81.44.844.8296 / Fax: 81.44.844.8298
 Visit www.macomtech.com for additional data sheets and product information.

M/A-COM Technology Solutions Inc. and its affiliates reserve the right to make changes to the product(s) or information contained herein without notice.



Стандарт Электрон Связь

Мы молодая и активно развивающаяся компания в области поставок электронных компонентов. Мы поставляем электронные компоненты отечественного и импортного производства напрямую от производителей и с крупнейших складов мира.

Благодаря сотрудничеству с мировыми поставщиками мы осуществляем комплексные и плановые поставки широчайшего спектра электронных компонентов.

Собственная эффективная логистика и склад в обеспечивает надежную поставку продукции в точно указанные сроки по всей России.

Мы осуществляем техническую поддержку нашим клиентам и предпродажную проверку качества продукции. На все поставляемые продукты мы предоставляем гарантию .

Осуществляем поставки продукции под контролем ВП МО РФ на предприятия военно-промышленного комплекса России , а также работаем в рамках 275 ФЗ с открытием отдельных счетов в уполномоченном банке. Система менеджмента качества компании соответствует требованиям ГОСТ ISO 9001.

Минимальные сроки поставки, гибкие цены, неограниченный ассортимент и индивидуальный подход к клиентам являются основой для выстраивания долгосрочного и эффективного сотрудничества с предприятиями радиоэлектронной промышленности, предприятиями ВПК и научно-исследовательскими институтами России.

С нами вы становитесь еще успешнее!

Наши контакты:

Телефон: +7 812 627 14 35

Электронная почта: sales@st-electron.ru

Адрес: 198099, Санкт-Петербург,
Промышленная ул, дом № 19, литера Н,
помещение 100-Н Офис 331