

Type 51 Series

Key Features

- Choice of Shafts and Edgewheels
- SPST Switch Style
- Available in Distribution
- Automatic Machine Insertable Modules
- Eyelet or PC Terminations
- Linear and Non-Linear Laws
- Multi Gang Versions Available



The Type 51 Series from TE Connectivity offers a small, high quality potentiometer system. You can choose a standalone module or a conventional bush potentiometer with shaft. Advanced carbon polymer element technology potentiometers with or without switches are available to meet your every requirements.

Characteristics - Electrical

Resistance Range	Linear Law:	470 Ohm to 4.7 Megohm
	Log Law:	2.2K Ohm to 470K Ohm
Resistance Values:		1.0, 2.2, 4.7 per decade
Tolerance:		± 20% (tighter by selection)
Power Rating	Linear Law:	0.2 Watt @ 40°C
	Log Law:	0.1 Watt @ 40°C
Operating Voltage	Linear Law:	350 VAC or 500 VDC maximum
	Log Law:	P maximum x R nominal
Load Life:		$\Delta R < 10\%$ after 1000 hours @ 70°C
Rotational Life:		$\sqrt{\Delta R} < 10\%$ @ 15,000 cycles
CRV (Linear Law):		$\Delta R < 1\%$
Isolation Voltage:		500 V dc
Insulation Resistance:		> 100 Megohm

Characteristics - Mechanical

Angle of Rotation:	300° ± 2°
Rotational Torque:	10 mNm maximum
Stop Strength:	400 mNm maximum
Rotational Life:	25,000 cycles

Characteristics - Environmental

Storage Temperature:	- 40°C to 85°C
Operating Temperature:	- 25°C to 70°C
Humidity:	< 15% ΔR RH 75% @ 35°C
Temperature Coefficient:	± 500 PPM/°C @ -25 to 70°C
Climatic Category:	25/070/10

Type 51 Series

Characteristics - Switch

Load Life:	1000 Hours at 0.5 W
Contact Resistance:	< 20 milliohm initial
Rating:	3.5 Amp @ 14.4 VDC
Contact Configuration:	SPST Off @ CCW E
On/Off Torque:	30 mNm maximum
Operational Angle:	30° maximum
Electrical Rotation:	50° to 295°

Soldering Condition

This product has been designed for flow solder only.

SOLDER BATH: 235°C +0°C/-5°C

IMMERSION TIME: 2 ±0.5 seconds

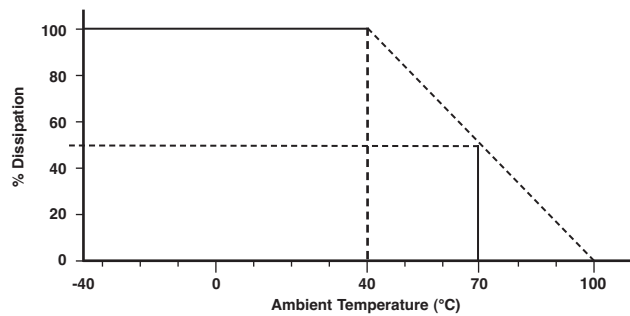
TEST CONDITIONS: IEC 391-1 clause 6.22.3

TEST METHOD: IEC 68-2

The Type 51 Series is designed for flow soldering only. If Hand Soldering is essential please take extreme care when applying solder.

Do not overheat the terminal by prolonged exposure to heat otherwise intermittent operation could result.

Derating Curve



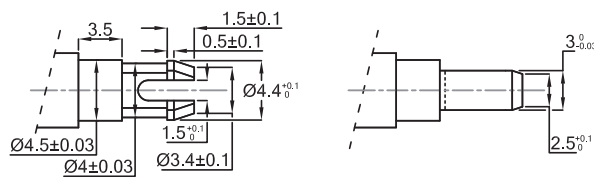
Dissipation as a function of temperature.

Potentiometers covered by this specification are derated from 100% rated dissipation at 40°C to zero dissipation at 100°C.

Linear Law 100% - 0.2W

Non-Linear Law 100% - 0.1W

Snap-In Shafts and Edgewheels - For Standalone Modules



The diagram illustrates the snap-in part of a plastic actuator which can be used to rotate the Series 51 Standalone module.

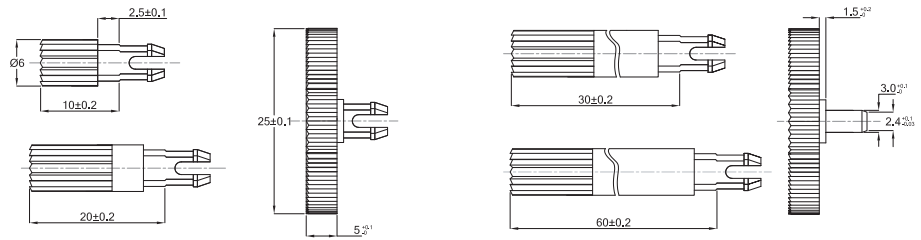
Accessory Options - For Standalone Modules

At the date of publication the following mould tools exist for plug in accessories:

Shafts 60 mm long x 6 mm diameter	with knurl end and screwdriver slot colour black
Shafts 30 mm long x 6 mm diameter	with knurl end and screwdriver slot colour black
Shafts 20 mm long x 6 mm diameter	with knurl end and screwdriver slot colour black
Shafts 10 mm long x 6 mm diameter	with knurl end and screwdriver slot colour black
Edgewheel for horizontal modules 25mm diameter	colour black.

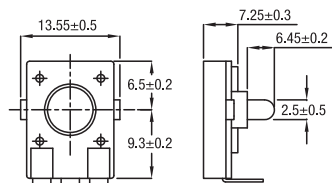
Type 51 Series

Thumbwheel Actuating Devices

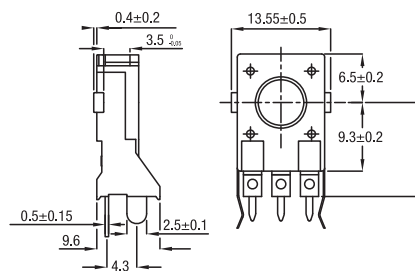


Dimensions - Single Module

Type 51 Horizontal

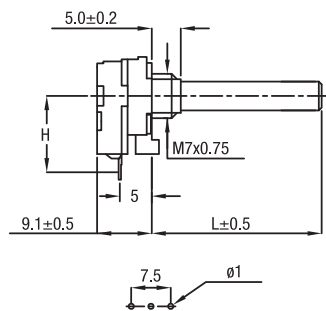


Type 53 Vertical

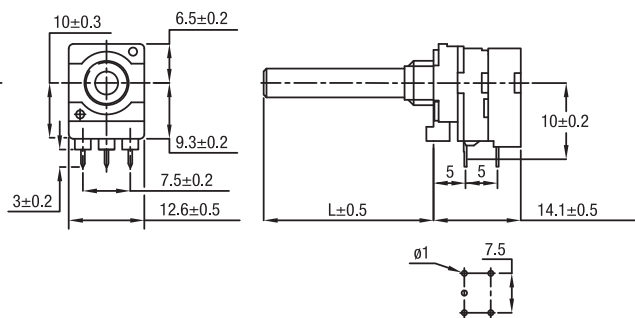


Dimensions - Potentiometer

Type 54 No Switch

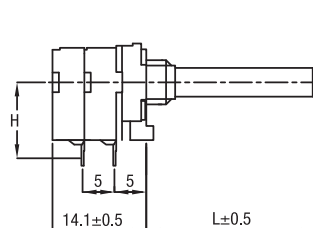


Type 56 with Switch



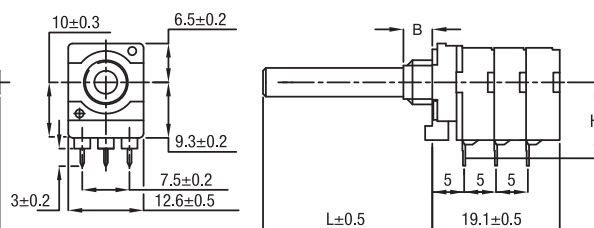
H - 10mm or 12.5mm to choice

Type 55 Dual Section



H - 10mm or 12.5mm to choice

Type 61 Triple Section

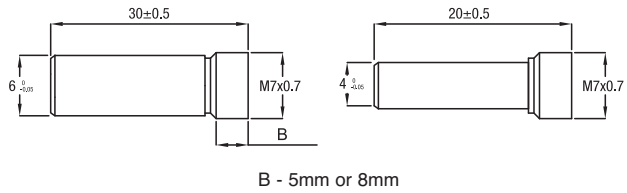


B - 5mm or 8mm

Type 61 has the same general dimensions as Type 55

Type 51 Series

Spindle Options - Potentiometers with Bush



Panel Hole Data - Potentiometers with Bushes Required Mounting Holes in Chassis

For Single and Dual Gang Potentiometers with Mounting Bush M7 x 0.75mm.

Fix Potentiometer with Mounting Nut Supplied.
Max. Torque for tightening - 1 Nm
Thickness of Mounting Plate - 1mm



How to Order

51	102	A	4	20	PL
Common Part	Value	Resistance Law	Shaft Diameter	Shaft Length	Spindle Style
51 53 54 55 56 61	The first two digits are significant figures of the resistance value and the third one denotes the number of zeros following. e.g. 4K7: 472 47K: 473 470K: 474	A - Linear B - Log C - Inverse Log	4 - 4mm 6 - 6 mm	20 - 20mm 30 - 30mm	PL - Plain FL - Flatted

TE Connectivity, TE connectivity (logo) and TE (logo) are trademarks.
Other logos, product and Company names mentioned herein may be trademarks of their respective owners.

While TE has made every reasonable effort to ensure the accuracy of the information in this datasheet, TE does not guarantee that it is error-free, nor does TE make any other representation, warranty or guarantee that the information is accurate, correct, reliable or current. TE reserves the right to make any adjustments to the information contained herein at any time without notice. TE expressly disclaims all implied warranties regarding the information contained herein, including, but not limited to, any implied warranties of merchantability or fitness for a particular purpose. The dimensions in this datasheet are for reference purposes only and are subject to change without notice. Specifications are subject to change without notice. Consult TE for the latest dimensions and design specifications.



**Стандарт
Электрон
Связь**

Мы молодая и активно развивающаяся компания в области поставок электронных компонентов. Мы поставляем электронные компоненты отечественного и импортного производства напрямую от производителей и с крупнейших складов мира.

Благодаря сотрудничеству с мировыми поставщиками мы осуществляем комплексные и плановые поставки широчайшего спектра электронных компонентов.

Собственная эффективная логистика и склад в обеспечивает надежную поставку продукции в точно указанные сроки по всей России.

Мы осуществляем техническую поддержку нашим клиентам и предпродажную проверку качества продукции. На все поставляемые продукты мы предоставляем гарантию .

Осуществляем поставки продукции под контролем ВП МО РФ на предприятия военно-промышленного комплекса России , а также работаем в рамках 275 ФЗ с открытием отдельных счетов в уполномоченном банке. Система менеджмента качества компании соответствует требованиям ГОСТ ISO 9001.

Минимальные сроки поставки, гибкие цены, неограниченный ассортимент и индивидуальный подход к клиентам являются основой для выстраивания долгосрочного и эффективного сотрудничества с предприятиями радиоэлектронной промышленности, предприятиями ВПК и научно-исследовательскими институтами России.

С нами вы становитесь еще успешнее!

Наши контакты:

Телефон: +7 812 627 14 35

Электронная почта: sales@st-electron.ru

Адрес: 198099, Санкт-Петербург,
Промышленная ул, дом № 19, литера Н,
помещение 100-Н Офис 331