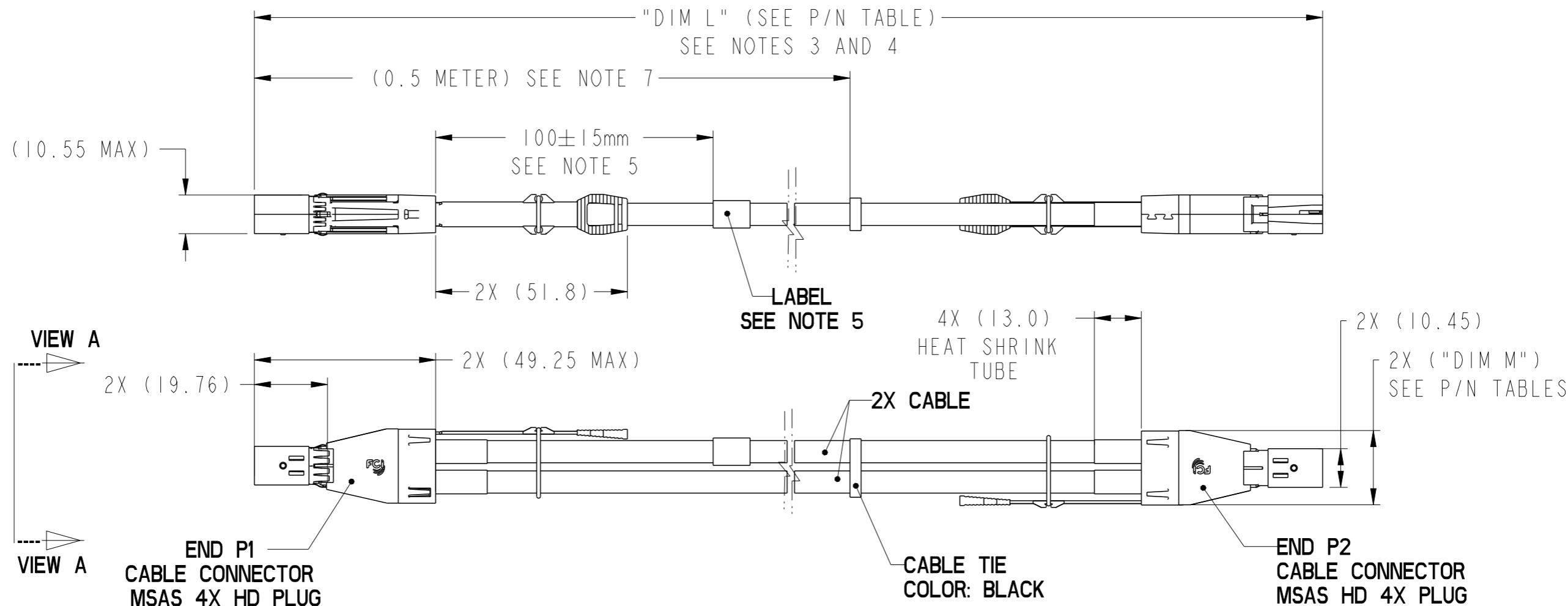


PRODUCT NUMBER	DESCRIPTION	NOTES
10112041-XXXXLF	NON-HF	SEE SHT. 3
10112041-XXXXHLF	HALOGEN FREE (H)	SEE SHT. 4



VIEW A

VIEW A

END P1
CABLE CONNECTOR
MSAS 4X HD PLUG

PULL TAB BAND

PULL TAB
LATCH RELEASE

EMI SKIRT SUB-ASSY RIGHT

PADDLE CARD (D-C)

LATCH

HEAT SHRINK TUBE

EMI SKIRT SUB-ASSY. LEFT

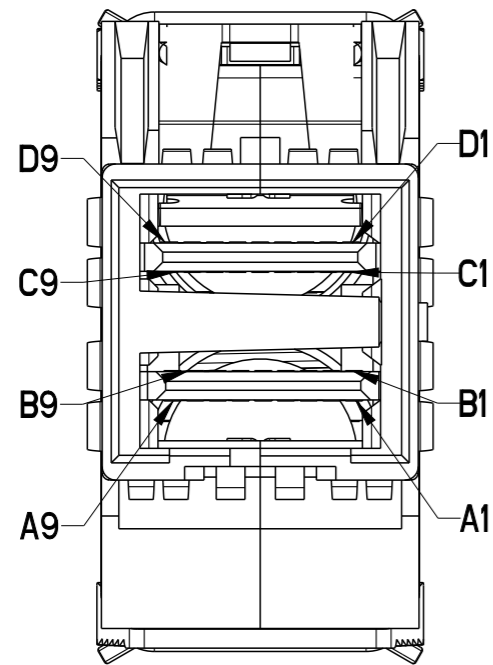
PADDLE CARD (B-A)

DUST COVER
SEE NOTE 9

ISOMETRIC VIEW
MINI SAS HD
2X

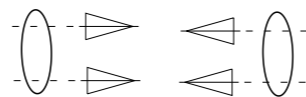
dr	Deborah Ingram	2010/05/07	projection	mm	size	A3	scale	1:2
eng	Tommy Lin	2013/01/16			ecn no	ELX-N-13819-1		
chr	-	-			rel level	Released		
appr	Roger Cheng	2013/01/16	product family	C&A				
			title	FINAL ASSEMBLY (PASSIVE)		dwg no	10112041	
www.fci.com			cat. no.	-		Product - Customer Drw	sheet 1 of 5	
			rev	B				

PRODUCT NUMBER	DESCRIPTION	NOTES
10112041-XXXXLF	NON-HF	SEE SHT. 3
10112041-XXXXHLF	HALOGEN FREE (H)	SEE SHT. 4



P1
VIEW A
SCALE 4:1

LEGEND:



HIGH-SPEED SERIAL
DIFFERENTIAL PAIRS



SIGNAL RETURN



POWER AND MANAGEMENT
INTERFACE

WIRING LIST (SEE NOTE 6)					
END P1			END P2		
POSITION	SYMBOL		POSITION	SYMBOL	
D9	GROUND	-----	B9	GROUND	
D8	Tx2-	○-----▷	B8	Rx2-	
D7	Tx2+	○-----▷	B7	Rx2+	
D6	GROUND	-----	B6	GROUND	
D5	Tx0-	○-----▷	B5	Rx0-	
D4	Tx0+	○-----▷	B4	Rx0+	
D3	GROUND	-----	B3	GROUND	
D2	Vman	◁ ▷	B2	ModPrsL	
D1	Vact	◁ ▷	B1	Vact	
C1	SCL	◁ ▷	A1	Reserved	
C2	SDA	◁ ▷	A2	IntL	
C3	GROUND	-----	A3	GROUND	
C4	Tx1+	○-----▷	A4	Rx1+	
C5	Tx1-	○-----▷	A5	Rx1-	
C6	GROUND	-----	A6	GROUND	
C7	Tx3+	○-----▷	A7	Rx3+	
C8	Tx3-	○-----▷	A8	Rx3-	
C9	GROUND	-----	A9	GROUND	
B9	GROUND	-----	D9	GROUND	
B8	Rx2-	◁-----○	D8	Tx2-	
B7	Rx2+	◁-----○	D7	Tx2+	
B6	GROUND	-----	D6	GROUND	
B5	Rx0-	◁-----○	D5	Tx0-	
B4	Rx0+	◁-----○	D4	Tx0+	
B3	GROUND	-----	D3	GROUND	
B2	ModPrsL	◁ ▷	D2	Vman	
B1	Vact	◁ ▷	D1	Vact	
A1	Reserved	◁ ▷	C1	SCL	
A2	IntL	◁ ▷	C2	SDA	
A3	GROUND	-----	C3	GROUND	
A4	Rx1+	◁-----○	C4	Tx1+	
A5	Rx1-	◁-----○	C5	Tx1-	
A6	GROUND	-----	C6	GROUND	
A7	Rx3+	◁-----○	C7	Tx3+	
A8	Rx3-	◁-----○	C8	Tx3-	
A9	GROUND	-----	C9	GROUND	

SHIELD-----▷ SHIELD

dr	Deborah Ingram	2010/05/07	projection	mm	size	A3	scale	1:2
eng	Tommy Lin	2013/01/16			ecn no	ELX-N-13819-1	rel level	Released
chr	-	-						
appr	Roger Cheng	2013/01/16	product family	C&A				
			FINAL ASSEMBLY (PASSIVE) MSAS HD 4X ASSEMBLY (3Gb/s - 6Gb/s)		title dwg no	10112041	rev B	
www.fci.com			cat. no.	-	Product - Customer Drw		sheet 2 of 5	

1

2

3

4

PART NUMBER (NON-HALOGEN FREE) SEE NOTE 12	"DIM L" LENGTH (Meters)	"DIM M" (mm)	AWG
10112041-2005LF	0.5	17.3	30
10112041-2010LF	1.0	17.3	30
10112041-2015LF	1.5	17.3	30
10112041-2020LF	2.0	17.3	30
10112041-2025LF	2.5	17.3	30
10112041-2030LF	3.0	17.3	30
10112041-2040LF	4.0	17.3	30
10112041-3010LF	1.0	17.3	28
10112041-3015LF	1.5	17.3	28
10112041-3020LF	2.0	17.3	28
10112041-3025LF	2.5	17.3	28
10112041-3030LF	3.0	17.3	28
10112041-3035LF	3.5	17.3	28
10112041-3040LF	4.0	17.3	28
10112041-3045LF	4.5	17.3	28
10112041-3050LF	5.0	17.3	28
10112041-3060LF	6.0	17.3	28
10112041-3065LF			
ONLY FOR CUSTOMER SPECIAL APPLIACATION, NOT STD OFFERING FOR THIS LENGTH	6.5	17.3	28
10112041-4020LF	2.0	20.1	26
10112041-4025LF	2.5	20.1	26
10112041-4030LF	3.0	20.1	26
10112041-4035LF	3.5	20.1	26
10112041-4040LF	4.0	20.1	26
10112041-4045LF	4.5	20.1	26
10112041-4050LF	5.0	20.1	26
10112041-4055LF	5.5	20.1	26
10112041-4060LF	6.0	20.1	26
10112041-4065LF	6.5	20.1	26
10112041-4070LF	7.0	20.1	26
10112041-4080LF	8.0	20.1	26

PART NUMBER (NON- HALOGEN FREE) SEE NOTE 12	"DIM L" LENGTH (Meters)	"DIM M" (mm)	AWG
10112041-5030LF	3.0	20.1	24
10112041-5035LF	3.5	20.1	24
10112041-5040LF	4.0	20.1	24
10112041-5045LF	4.5	20.1	24
10112041-5050LF	5.0	20.1	24
10112041-5055LF	5.5	20.1	24
10112041-5060LF	6.0	20.1	24
10112041-5065LF	6.5	20.1	24
10112041-5070LF	7.0	20.1	24
10112041-5075LF	7.5	20.1	24
10112041-5080LF	8.0	20.1	24
10112041-5085LF	8.5	20.1	24
10112041-5090LF	9.0	20.1	24
10112041-5095LF	9.5	20.1	24
10112041-5100LF	10.0	20.1	24



NON-HALOGEN FREE CABLE ASSEMBLY PART NUMBERS



Copyright FCI.

dr	Deborah Ingram	2010/05/07	projection 	mm ←→	size	A3	scale	1:2
eng	Tommy Lin	2013/01/16			ecn no	ELX-N-13819-1		
chr	-	-	product family	C&A	rel level		Released	
appr	Roger Cheng	2013/01/16			www.fci.com		cat. no.	-
			FINAL ASSEMBLY (PASSIVE) MSAS HD 4X ASSEMBLY (3Gb/s - 6Gb/s)		dwg no 10112041	rev B		

1

2

3

PDS: Rev :B

STATUS:Released

Printed: Jan 16, 2013

PART NUMBER (HALOGEN FREE) SEE NOTE 11	"DIM L" LENGTH (Meters)	"DIM M" (mm)	AWG
10112041-2005HLF	0.5	17.3	30
10112041-2010HLF	1.0	17.3	30
10112041-2015HLF	1.5	17.3	30
10112041-2020HLF	2.0	17.3	30
10112041-2025HLF	2.5	17.3	30
10112041-2030HLF	3.0	17.3	30
10112041-2040HLF	4.0	17.3	30
10112041-3010HLF	1.0	17.3	28
10112041-3015HLF	1.5	17.3	28
10112041-3020HLF	2.0	17.3	28
10112041-3025HLF	2.5	17.3	28
10112041-3030HLF	3.0	17.3	28
10112041-3035HLF	3.5	17.3	28
10112041-3040HLF	4.0	17.3	28
10112041-3045HLF	4.5	17.3	28
10112041-3050HLF	5.0	17.3	28
10112041-3060HLF	6.0	17.3	28
10112041-4020HLF	2.0	20.1	26
10112041-4025HLF	2.5	20.1	26
10112041-4030HLF	3.0	20.1	26
10112041-4035HLF	3.5	20.1	26
10112041-4040HLF	4.0	20.1	26
10112041-4045HLF	4.5	20.1	26
10112041-4050HLF	5.0	20.1	26
10112041-4055HLF	5.5	20.1	26
10112041-4060HLF	6.0	20.1	26
10112041-4065HLF	6.5	20.1	26
10112041-4070HLF	7.0	20.1	26
10112041-4080HLF	8.0	20.1	26

PART NUMBER (HALOGEN FREE) SEE NOTE 11	"DIM L" LENGTH (Meters)	"DIM M" (mm)	AWG
10112041-5030HLF	3.0	20.1	24
10112041-5035HLF	3.5	20.1	24
10112041-5040HLF	4.0	20.1	24
10112041-5045HLF	4.5	20.1	24
10112041-5050HLF	5.0	20.1	24
10112041-5055HLF	5.5	20.1	24
10112041-5060HLF	6.0	20.1	24
10112041-5065HLF	6.5	20.1	24
10112041-5070HLF	7.0	20.1	24
10112041-5075HLF	7.5	20.1	24
10112041-5080HLF	8.0	20.1	24
10112041-5085HLF	8.5	20.1	24
10112041-5090HLF	9.0	20.1	24
10112041-5095HLF	9.5	20.1	24
10112041-5100HLF	10.0	20.1	24

HALOGEN FREE CABLE ASSEMBLY PART NUMBERS



Copyright FCI.

dr	Deborah Ingram	2010/05/07	projection 	mm 	size	A3	scale	1:2
eng	Tommy Lin	2013/01/16			ecn no	ELX-N-13819-1		
chr	-	-			rel level	Released		
appr	Roger Cheng	2013/01/16	product family	C&A		rev	B	
		FINAL ASSEMBLY (PASSIVE) MSAS HD 4X ASSEMBLY (3Gb/s - 6Gb/s)			dwg no 10112041			
www.fci.com		cat. no.	-		Product - Customer Drw		sheet 4 of 5	

PRODUCT NUMBER	DESCRIPTION	NOTES
10112041-XXXXLF	NON-HF	SEE SHT. 3
10112041-XXXXHLF	HALOGEN FREE (H)	SEE SHT. 4

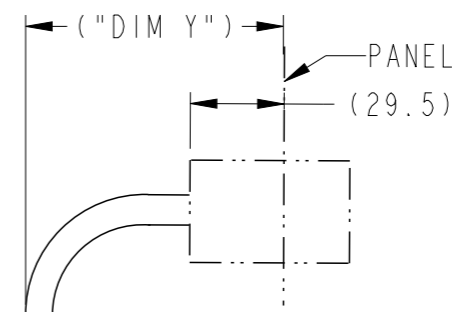
NOTES:

- 1 - MATERIAL:
 BACK SHELLS: ZINC ALLOY/ COPPER UNDERPLATE/ NICKEL OVERPLATE
 PULL TAB: THERMOPLASTIC POLYMER
 LATCH : STAINLESS STEEL
 FERRULE: BRASS
 EMI SKIRT: STAINLESS STEEL
 LOCTITE
 PADDLE CARD: PRINTED CIRCUIT SUBSTRATE
 HEAT SHRINK TUBE: HIGH POLYMER
- 2 - THIS PRODUCT MEETS THE RESTRICTION OF HAZARDOUS SUBSTANCES IN ELECTRICAL AND ELECTRONIC EQUIPMENT (RoHS) DIRECTIVE (2002/95/EC)
3. THIS DIMENSION IS A FINISHED PRODUCT LENGTH.
- 4- UNLESS OTHERWISE SPECIFIED ASSEMBLED LENGTH TOLERANCE IS TO BE:
 "DIM L" < 1 METER = ±25mm
 "DIM L" 1 METER TO 10 METERS = ± 2% OF "DIM L"
 "DIM L" > 10 METERS = +0.00/-4% OF "DIM L"
- 5- LABEL DETAILS:
 MANUFACTURER CODE OR NAME COUNTRY OF ORIGIN
 CUSTOMER P/N OR FCI P/N
 REVISION
 DATE CODE (YY/MM/DD FORMAT) - SERIAL NUMBER

FONT SHALL BE CLEARLY VISIBLE AND BLACK IN COLOR.

- 6- ALL CABLE ASSEMBLIES SHALL BE 100% TESTED FOR CONTINUITY AS DEFINED IN WIRING LIST.
7. PLACE A CABLE TIE EVERY 0.5 METER ON ALL ASSEMBLIES, UNLESS OTHERWISE SPECIFIED. IN CASE OF 0.5 METER CABLE ASSEMBLY, CABLE TIE IS TO BE APPLIED AT THE MIDWAY POINT.
- 8 - OTHER TESTING PERFORMED AS REQUIRED BY PRODUCT SPECIFICATION: GS-12-651.
- 9 - PACKAGING OF LEAD FREE PRODUCTS MEETS LABELING AND PACKAGING PER SPECIFICATION GS-14-920. PACKAGE CABLE ASSEMBLIES PER GS-14-1272. DUST COVERS ARE TO BE ASSEMBLED PRIOR TO PACKAGING.
10. A "△" SYMBOL WILL BE NEXT TO ANY DIMENSION, VIEW, OR NOTE WHICH HAS BEEN MODIFIED WITH THE CURRENT DRAWING REVISION. THE CURRENT REVISION WILL BE SHOWN IN THE SYMBOL.
11. "H" PRODUCT NUMBERS DESIGNATE THE USE OF HALOGEN FREE RAW CABLE.
12. HALOGEN FREE RAW CABLE CAN BE USED AS A SUBSTITUTE ON NON-HF PRODUCT NUMBERS.
13. MEETS ELECTRICAL REQUIREMENTS OF SAS 2.1.
14. MATES WITH SERIES: 10112626 or 10112627 or 10112628

MINIMUM CABLE BEND TABLE		
CABLE	("DIM Y") HF	("DIM Y") NON-HF
24 AWG	92.8	92.8
26 AWG	87.5	85.1
28 AWG	81.5	79.1
30 AWG	77.9	74.3



PEND RADIUS
TOP VIEW OF CONNECTOR

dr	Deborah Ingram	2010/05/07	projection	mm	size	A3	scale	1:2
eng	Tommy Lin	2013/01/16			ecn no	ELX-N-13819-1		
chr	-	-	product family	C&A	rel level	Released		
appr	Roger Cheng	2013/01/16			www.fci.com	cat. no.	-	Product - Customer Drw
		FINAL ASSEMBLY (PASSIVE) MSAS HD 4X ASSEMBLY (3Gb/s - 6Gb/s)		dwg no 10112041	rev B			



Стандарт Электрон Связь

Мы молодая и активно развивающаяся компания в области поставок электронных компонентов. Мы поставляем электронные компоненты отечественного и импортного производства напрямую от производителей и с крупнейших складов мира.

Благодаря сотрудничеству с мировыми поставщиками мы осуществляем комплексные и плановые поставки широчайшего спектра электронных компонентов.

Собственная эффективная логистика и склад в обеспечивает надежную поставку продукции в точно указанные сроки по всей России.

Мы осуществляем техническую поддержку нашим клиентам и предпродажную проверку качества продукции. На все поставляемые продукты мы предоставляем гарантию .

Осуществляем поставки продукции под контролем ВП МО РФ на предприятия военно-промышленного комплекса России , а также работаем в рамках 275 ФЗ с открытием отдельных счетов в уполномоченном банке. Система менеджмента качества компании соответствует требованиям ГОСТ ISO 9001.

Минимальные сроки поставки, гибкие цены, неограниченный ассортимент и индивидуальный подход к клиентам являются основой для выстраивания долгосрочного и эффективного сотрудничества с предприятиями радиоэлектронной промышленности, предприятиями ВПК и научно-исследовательскими институтами России.

С нами вы становитесь еще успешнее!

Наши контакты:

Телефон: +7 812 627 14 35

Электронная почта: sales@st-electron.ru

Адрес: 198099, Санкт-Петербург,
Промышленная ул, дом № 19, литера Н,
помещение 100-Н Офис 331