DIALIGHT PART NUMBER	PACKAGING	POSITION 1	POSITION 2	MSL
592-2020-302F	SAMPLE STRIP	RED [HI.EFF]	RED [HI.EFF]	2
592-2020-313F	13" REEL			
592-2023-302F	SAMPLE STRIP	RED [HI.EFF]	GREEN	2
592-2023-313F	13" REEL			
592-2121-302F	SAMPLE STRIP	RED [AlGaAs]	RED [AlGaAs]	2
592-2121-313F	13" REEL			
592-2124-302F	SAMPLE STRIP	RED [AlGaAs]	YELLOW	2
592-2124-313F	13" REEL			
592-2126-302F	SAMPLE STRIP	RED [AlGaAs]	BLUE [InGaN]	2
592-2126-313F	13" REEL			
592-2222-302F	SAMPLE STRIP	GREEN [HI.INT]	GREEN [HI.INT]	2
592-2222-313F	13" REEL			
592-2320-302F	SAMPLE STRIP	GREEN	RED [HI.EFF]	2
592-2320-313F	13" REEL			
592-2323-302F	SAMPLE STRIP	GREEN	GREEN	2
592-2323-313F	13" REEL			
592-2324-302F	SAMPLE STRIP	GREEN	YELLOW	2
592-2324-313F	13" REEL			
592-2326-302F	SAMPLE STRIP	GREEN	BLUE [InGaN]	2
592-2326-313F	13" REEL			
592-2420-302F	SAMPLE STRIP	YELLOW	RED [HI.EFF]	2
592-2420-313F	13" REEL			
592-2422-302F	SAMPLE STRIP	YELLOW	GREEN [HI.INT]	2
592-2422-313F	13" REEL			
592-2423-302F	SAMPLE STRIP	YELLOW	GREEN	2
592-2423-313F	13" REEL			
592-2424-302F	SAMPLE STRIP	YELLOW	YELLOW	2
592-2424-313F	13" REEL			
592-2436-302F	SAMPLE STRIP	YELLOW	ORANGE/GREEN	2
592-2436-313F	13" REEL			
592-2525-302F	SAMPLE STRIP	ORANGE	ORANGE	2
592-2525-313F	13" REEL			
592-2626-302F	SAMPLE STRIP	BLUE [InGaN]	BLUE [InGaN]	2
592-2626-313F	13" REEL			
592-2627-302F	SAMPLE STRIP	BLUE [InGaN]	YELLOW	2
592-2627-313F	13" REEL			
592-2628-302F	SAMPLE STRIP	BLUE [InGaN]	WHITE	2
592-2628-313F	13" REEL			
592-2631-302F	SAMPLE STRIP	BLUE [InGaN]	YELLOW/GREEN	2
592-2631-313F	13" REEL			
592-2727-302F	SAMPLE STRIP	YELLOW [AlInGaP]	YELLOW [AlInGaP]	2
592-2727-313F	13" REEL			
592-2826-302F	SAMPLE STRIP	WHITE	BLUE [InGaN]	2
592-2826-313F	13" REEL			
592-2828-302F	SAMPLE STRIP	WHITE	WHITE	2
592-2828-313F	13" REEL			
592-2926-302F	SAMPLE STRIP	TRUE GREEN (InGaN)	BLUE [InGaN]	2a
592-2926-313F	13" REEL			
592-2927-302F	SAMPLE STRIP	GREEN (InGaN)	YELLOW (AlInGaP)	2a
592-2927-313F	13" REEL			
592-3030-302F	SAMPLE STRIP	RED/GREEN	RED/GREEN	2
592-3030-313F	13" REEL			
592-3031-302F	SAMPLE STRIP	RED/GREEN	YELLOW/GREEN	2
592-3031-313F	13" REEL			
592-3034-302F	SAMPLE STRIP	RED/GREEN	RED/BLUE	2a
592-3034-313F	13" REEL			
592-3126-302F	SAMPLE STRIP	YELLOW/GREEN	BLUE [InGaN]	2
592-3126-313F	13" REEL			
592-3131-302F	SAMPLE STRIP	YELLOW/GREEN	YELLOW/GREEN	2
592-3131-313F	13" REEL			
592-3232-302F	SAMPLE STRIP	RED/YELLOW	RED/YELLOW	2
592-3232-313F	13" REEL			
592-3236-302F	SAMPLE STRIP	RED/YELLOW	ORANGE/GREEN	2
592-3236-313F	13" REEL			
592-3535-302F	SAMPLE STRIP	RED/GRN/BLUE	RED/GRN/BLUE	2
592-3535-313F	13" REEL			

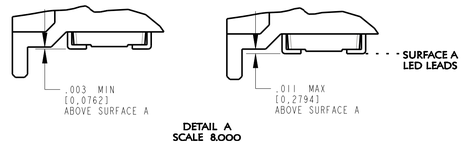

DETAIL A
SCALE 8.000

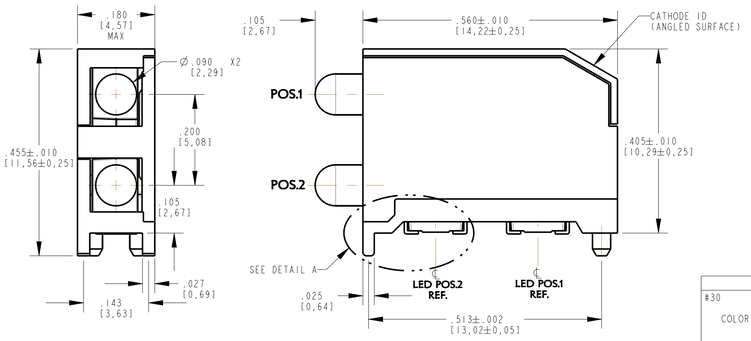

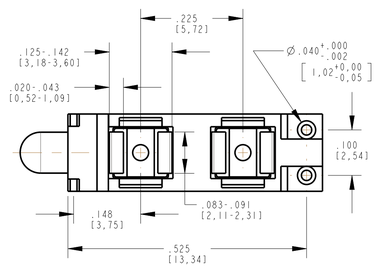

++SINGLE COLOR LED ASSEMBLY++

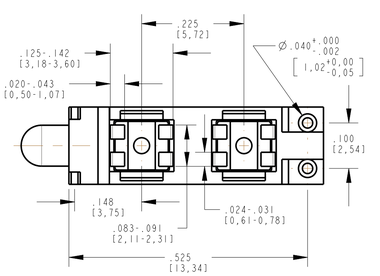

++BI-COLOR LED ASSEMBLY++

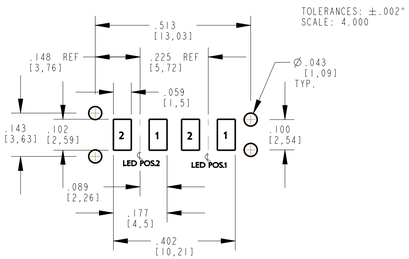

LED COLOR	PIN 1	PIN 2
SINGLE COLOR	CATHODE	ANODE

RECOMMENDED PAD LAYOUT - SINGLE COLOR

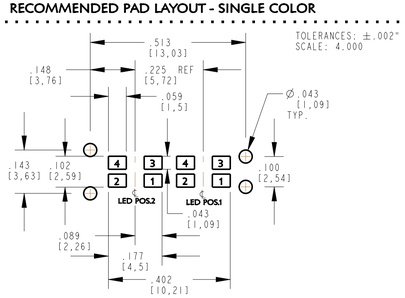

LED COLOR	PIN 1	PIN 2	PIN 3	PIN 4
RED/YELLOW	RED CATHODE	RED ANODE	YELLOW ANODE	YELLOW CATHODE
YELLOW/GREEN	YELLOW CATHODE	YELLOW ANODE	GREEN ANODE	GREEN CATHODE
RED/GREEN	RED CATHODE	RED ANODE	GREEN ANODE	GREEN CATHODE
RED/BLUE	RED CATHODE	RED ANODE	BLUE ANODE	BLUE CATHODE
ORANGE/GREEN	ORANGE CATHODE	ORANGE ANODE	GREEN ANODE	GREEN CATHODE
R/G/B TRI-COLOR	RED CATHODE	COMMON ANODE	GREEN CATHODE	BLUE CATHODE

RECOMMENDED PAD LAYOUT - MULTI-COLOR

OPERATING CHARACTERISTICS AT 25°C AMBIENT - SINGLE COLOR LEDs

COLOR #	COLOR DESCRIPTION	LUMINOUS INTENSITY (mcd) TYP	TEST CURRENT (mA)	DOMINANT WAVELENGTH (nm) MIN	DOMINANT WAVELENGTH (nm) TYP	DOMINANT WAVELENGTH (nm) MAX	PEAK WAVELENGTH (nm) TYP	FORWARD VOLTAGE (V) TYP	FORWARD VOLTAGE (V) MAX	REVERSE CURRENT (µA) MAX
20	RED [HI.EFF]	3	10	622	628	634	635	2.0	2.5	10 @ Vr=12 V
21	RED [AlGaAs]	9	10	—	645	—	660	1.75	2.5	10 @ Vr=12 V
22	GREEN [HI.INT]	6	10	564	570	576	572	2.0	2.5	10 @ Vr=12 V
23	GREEN	4	10	564	570	576	572	2.0	2.5	10 @ Vr=12 V
24	YELLOW	2	10	580	587	595	586	2.0	2.5	10 @ Vr=5 V
25	ORANGE	2	10	600	606	609	610	2.0	2.5	10 @ Vr=5 V
26	BLUE [InGaN]	6	10	462	465	468	428	3.5	4.1	10 @ Vr=12 V
27	YELLOW [AlInGaP]	60	20	580	587	595	591	2.0	2.4	10 @ Vr=12 V
28	WHITE	34	10	X=.285; .33; .367 Y=.259; .33; .401			—	3.1	3.7	10 @ Vr=5 V
29	GREEN [InGaN]	56	20	—	525	—	523	3.7	4.3	10 @ Vr=12 V

SAMPLE STRIP
PACKAGING SPECIFICATION

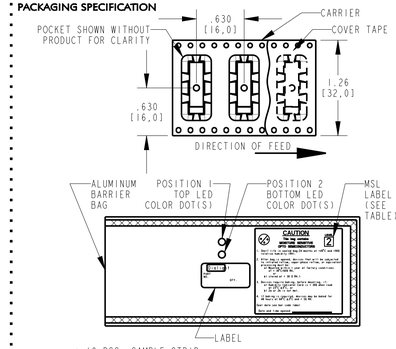

- 10 PCS. SAMPLE STRIP.
- STRIP PLACED IN ALUMINUM BARRIER BAG.
- LABEL TO INCLUDE P/N, QTY PER BAG, MFG DATE LED LOT NO., LED COLOR, LED BIN INTENSITY FOR BOTH LEDS AND "COUNTRY OF ORIGIN; MEXICO".

13" REEL
PACKAGING SPECIFICATION

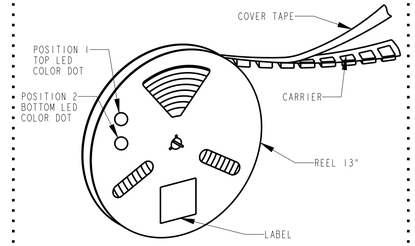

- 13" REEL PER EIA STANDARD 481-2
- QUANTITY = 300 Pcs/REEL IN VACUUM SEALED BAG
- LABEL AND COLOR DOTS ON REEL AND ON BAG
- LABEL TO INCLUDE P/N, QTY PER BAG, MFG DATE LED LOT NO., LED COLOR, LED BIN INTENSITY FOR BOTH LEDS AND "COUNTRY OF ORIGIN; MEXICO". CORNER OF LABEL ON REEL INDICATES MOISTURE SENSITIVITY LEVEL. ALUMINUM BARRIER BAG INCLUDES MSL LABEL.

REV	ECN NO	REVISIONS	DRN	CKD	APP	DATE
A	——	NEW RELEASE	JTD	KLJ	NO	12-14-11
B	——	CORRECT LED POSITION	JTD	KLJ	NO	1-10-12
C	——	NOTE 8 ADDED	WFB	JTD	NO	6-11-12

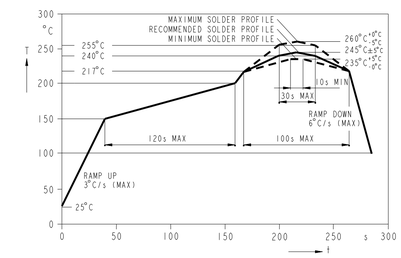

RECOMMENDED RoHS COMPLIANT
REFLOW PROFILE

OPERATING CHARACTERISTICS AT 25°C AMBIENT - RED/GREEN BI-COLOR LED

#30 COLOR	LUMINOUS INTENSITY (mcd) TYP	TEST CURRENT (mA)	DOMINANT WAVELENGTH (nm) MIN	DOMINANT WAVELENGTH (nm) TYP	DOMINANT WAVELENGTH (nm) MAX	PEAK WAVELENGTH (nm) TYP	FORWARD VOLTAGE (V) TYP	FORWARD VOLTAGE (V) MAX
RED	3	10	622	628	634	635	2.0	2.5
GREEN	4	10	564	570	576	572	2.0	2.5

ABSOLUTE MAXIMUM RATINGS AT 25°C AMBIENT - RED/GREEN BI-COLOR LED

	COLOR RED	COLOR GREEN	UNITS
POWER DISSIPATION	95	95	mW
PEAK FORWARD CURRENT (1/200 DUTY CYCLE, 10µs PULSE WIDTH)	500	500	mA
CONTINUOUS FORWARD CURRENT	30	30	mA
LINEAR DERATING FROM 55°C	0.66	0.66	mA/°C
LEAD REFLOW SOLDERING TEMPERATURE (FOR 5 SEC.)	260		°C
OPERATING TEMPERATURE	-40 TO +100		°C
STORAGE TEMPERATURE	-40 TO +100		°C

OPERATING CHARACTERISTICS AT 25°C AMBIENT - YELLOW/GREEN BI-COLOR LED

#31 COLOR	LUMINOUS INTENSITY (mcd) TYP	TEST CURRENT (mA)	DOMINANT WAVELENGTH (nm) MIN	DOMINANT WAVELENGTH (nm) TYP	DOMINANT WAVELENGTH (nm) MAX	PEAK WAVELENGTH (nm) TYP	FORWARD VOLTAGE (V) TYP	FORWARD VOLTAGE (V) MAX
YELLOW	2	10	584	590	596	587	2.0	2.5
GREEN	3	10	564	570	576	572	2.0	2.5

ABSOLUTE MAXIMUM RATINGS AT 25°C AMBIENT - YELLOW/GREEN BI-COLOR LED

	COLOR YELLOW	COLOR GREEN	UNITS
POWER DISSIPATION	95	95	mW
PEAK FORWARD CURRENT (1/200 DUTY CYCLE, 10µs PULSE WIDTH)	500	500	mA
CONTINUOUS FORWARD CURRENT	30	30	mA
LINEAR DERATING FROM 55°C	0.66	0.66	mA/°C
LEAD REFLOW SOLDERING TEMPERATURE (FOR 5 SEC.)	260		°C
OPERATING TEMPERATURE	-40 TO +100		°C
STORAGE TEMPERATURE	-40 TO +100		°C

OPERATING CHARACTERISTICS AT 25°C AMBIENT - RED/YELLOW BI-COLOR LED

#32 COLOR	LUMINOUS INTENSITY (mcd) TYP	TEST CURRENT (mA)	DOMINANT WAVELENGTH (nm) MIN	DOMINANT WAVELENGTH (nm) TYP	DOMINANT WAVELENGTH (nm) MAX	PEAK WAVELENGTH (nm) TYP	FORWARD VOLTAGE (V) TYP	FORWARD VOLTAGE (V) MAX
RED	21	20	627	633	639	645	2.0	2.3
YELLOW	34	20	580	587	595	591	2.0	2.4

ABSOLUTE MAXIMUM RATINGS AT 25°C AMBIENT - RED/YELLOW BI-COLOR LED

	COLOR RED	COLOR YELLOW	UNITS
POWER DISSIPATION	80	80	mW
PEAK FORWARD CURRENT (1/200 DUTY CYCLE, 10µs PULSE WIDTH)	1000	200	mA
CONTINUOUS FORWARD CURRENT	30	30	mA
LINEAR DERATING FROM 75°C	0.60	0.60	mA/°C
LEAD REFLOW SOLDERING TEMPERATURE (FOR 5 SEC.)	260		°C
OPERATING TEMPERATURE	-40 TO +100		°C
STORAGE TEMPERATURE	-40 TO +100		°C

OPERATING CHARACTERISTICS AT 25°C AMBIENT - RED/BLUE BI-COLOR LED

#34 COLOR	LUMINOUS INTENSITY (mcd) TYP	TEST CURRENT (mA)	DOMINANT WAVELENGTH (nm) MIN	DOMINANT WAVELENGTH (nm) TYP	DOMINANT WAVELENGTH (nm) MAX	PEAK WAVELENGTH (nm) TYP	FORWARD VOLTAGE (V) TYP	FORWARD VOLTAGE (V) MAX
RED	21	10	620	625	630	—	1.9	2.2
BLUE	24	10	465	467	470	—	3.0	3.2

ABSOLUTE MAXIMUM RATINGS AT 25°C AMBIENT - RED/BLUE BI-COLOR LED

	COLOR RED	COLOR BLUE	UNITS
PEAK FORWARD CURRENT (1/10 DUTY CYCLE, 10ms PULSE WIDTH)	100		mA
CONTINUOUS FORWARD CURRENT	30		mA
LINEAR DERATING FROM 80°C	1.0		mA/°C
LEAD REFLOW SOLDERING TEMPERATURE (FOR 5 SEC.)	260		°C
OPERATING TEMPERATURE	-40 TO +100		°C
STORAGE TEMPERATURE	-40 TO +100		°C

NOTES :

1. DIALIGHT PART NUMBERS: 592-XXXX-3XXF.
2. ...-302F SUFFIX MEANS PARTS ARE SUPPLIED ON A 10 PCS. SAMPLE STRIP. ...-313F SUFFIX MEANS PARTS ARE SUPPLIED ON A 13 INCH REEL, 300 pcs/REEL
3. FRONT AND REAR TERMINALS (OF EACH LED) OF THE ASSEMBLY TO BE WITHIN .005" COPLANARITY.
4. STORAGE CONDITIONS FOR TAPED PRODUCT: RE-TAPING MAY BE NECESSARY FOR PRODUCT STORED MORE THAN TWELVE MONTHS.
5. PIN NUMBERS ARE FOR REFERENCE ONLY , DESIGNATION NON-EXISTENT ON PART.
6. MOISTURE SENSITIVITY LEVEL LABEL WILL BE PLACED ON BAG. CHECK CHART FOR PROPER LEVEL.
7. THIS ASSEMBLY CONTAINS ELECTROSTATIC DISCHARGE SENSITIVE DEVICES (ESDS). MAINTAIN ALL PRECAUTIONARY MEASURES DURING ASSEMBLY, HANDLING, AND STORAGE IN ACCORDANCE WITH IPC-A-610.
8. FLAMMABILITY RATING
   HOUSING: UL-94-VO
   SILICONE LENS AND LED: UL-94HB

OPERATING CHARACTERISTICS AT 25°C AMBIENT - RED/GRN/BLUE TRI-COLOR LED

#35 COLOR	LUMINOUS INTENSITY (mcd) TYP	TEST CURRENT (mA)	DOMINANT WAVELENGTH (nm) MIN	DOMINANT WAVELENGTH (nm) TYP	DOMINANT WAVELENGTH (nm) MAX	PEAK WAVELENGTH (nm) TYP	FORWARD VOLTAGE (V) TYP	FORWARD VOLTAGE (V) MAX
RED	31	20		626		635	1.9	2.4
GREEN	84	20		525		523	3.4	4.1
BLUE	16	20		470		468	3.4	4.1

ABSOLUTE MAXIMUM RATINGS AT 25°C AMBIENT - RED/GRN/BLUE TRI-COLOR LED

	COLOR RED	COLOR GREEN	COLOR BLUE	UNITS
POWER DISSIPATION	72	120	120	mW
CONTINUOUS FORWARD CURRENT	30	20	20	mA
LINEAR DERATING FROM 80°C (•BLUE & GREEN FROM 70°C) 1 CHIP ON	1.00	•0.50	•0.50	mA/°C
LINEAR DERATING FROM 65°C (•BLUE & GREEN FROM 50°C) 3 CHIPS ON	0.75	•0.30	•0.30	mA/°C
LEAD REFLOW SOLDERING TEMPERATURE (FOR 5 SEC.)	260			°C
OPERATING TEMPERATURE	-55 TO +100			°C
STORAGE TEMPERATURE	-55 TO +100			°C

RoHS COMPLIANT 592-XXXX-3XXF

Part Numbers with the "F" suffix ending are RoHS Compliant.
For example: 592-2020-302F
Packaging is marked with "RoHS Compliant" label or equivalent markings. These parts can be used with RoHS reflow profile. Parts can be wave soldered, dip soldered or hand soldered using typical lead-free soldering process with max 260°C temp. for 5 sec.

ATTENTION:
OBSERVE PRECAUTIONS FOR HANDLING ELECTROSTATIC SENSITIVE DEVICES

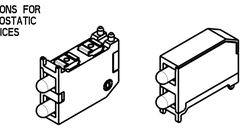

SCALE 2.000

OPERATING CHARACTERISTICS AT 25°C AMBIENT - ORANGE/GREEN BI-COLOR LED

#36 COLOR	LUMINOUS INTENSITY (mcd) TYP	TEST CURRENT (mA)	DOMINANT WAVELENGTH (nm) MIN	DOMINANT WAVELENGTH (nm) TYP	DOMINANT WAVELENGTH (nm) MAX	PEAK WAVELENGTH (nm) TYP	FORWARD VOLTAGE (V) TYP	FORWARD VOLTAGE (V) MAX
ORANGE	3	10	600	606	612	610	2.0	2.5
GREEN	4	10	564	570	576	572	2.0	2.5

ABSOLUTE MAXIMUM RATINGS AT 25°C AMBIENT - ORANGE/GREEN BI-COLOR LED

	COLOR ORANGE	COLOR GREEN	UNITS
POWER DISSIPATION	95	95	mW
PEAK FORWARD CURRENT (1/200 DUTY CYCLE, 10µs PULSE WIDTH)	500	500	mA
CONTINUOUS FORWARD CURRENT	30	30	mA
LINEAR DERATING FROM 55°C	0.66	0.66	mA/°C
LEAD REFLOW SOLDERING TEMPERATURE (FOR 5 SEC.)	260		°C
OPERATING TEMPERATURE	-40 TO +100		°C
STORAGE TEMPERATURE	-40 TO +100		°C

ABSOLUTE MAXIMUM RATINGS AT 25°C AMBIENT - SINGLE COLOR LEDs

	RED [HI.EFF]	RED [AlGaAs]	GREEN	GREEN [HI.INT]	YELLOW	YELLOW [AlInGaP]	ORANGE	WHITE	BLUE [InGaN]	GREEN [InGaN]	UNITS
POWER DISSIPATION	95	90	95	95	95	80	95	80	100	114	mW
PEAK FORWARD CURRENT (1/200 DUTY CYCLE, 10µs PULSE WIDTH)	500	500	500	500	500	200	500	200	200	200	mA
CONTINUOUS FORWARD CURRENT	30	30	30	30	30	30	30	20	20	30	mA
LINEAR DERATING FROM 60°C, UNLESS OTHERWISE NOTED	0.75	0.75	0.75	0.75	0.75	1.0 (FROM 85°C)	0.75	0.60 (FROM 75°C)	0.44 (FROM 55°C)	0.42 (FROM 40°C)	mA/°C
REVERSE VOLTAGE	12	5	12	12	5	12	5	5	5	5	V
LEAD REFLOW SOLDERING TEMPERATURE (FOR 5 SEC.)	260										°C
OPERATING TEMPERATURE	-40 TO +100									-55 TO +100	°C
STORAGE TEMPERATURE	-40 TO +100									-55 TO +100	°C

THIS DRAWING AND THE CONTENTS HEREIN ARE CONFIDENTIAL AND THE SOLE PROPERTY OF DIALIGHT. REPRODUCTION OF THIS DRAWING OR CONSTRUCTION OF ANY PARTS WITHIN THIS DRAWING ARE FORBIDDEN WITHOUT THE WRITTEN CONSENT OF DIALIGHT.

SCALE: 6.000
ALL DIM'S IN: INCHES (MM)
TOLERANCES: UNLESS OTHERWISE SPECIFIED
FRACTIONS: ±1/64
DECIMALS (.XX): ±.02
DECIMALS (.XXX): ±.015
ANGLES: ±1°
FINISH: -

DRAWING NUMBER: C-17882
REV: C
TITLE: BI-LEVEL PRISM RoHS COMPLIANT
MATERIAL: -

Dialight
1501 ROUTE 34 SOUTH
FARMINGDALE, NJ 07727

FSCM 83330
SHEET 1 OF 1 | FAMILY TABLE:

Мы молодая и активно развивающаяся компания в области поставок электронных компонентов. Мы поставляем электронные компоненты отечественного и импортного производства напрямую от производителей и с крупнейших складов мира.

Благодаря сотрудничеству с мировыми поставщиками мы осуществляем комплексные и плановые поставки широчайшего спектра электронных компонентов.

Собственная эффективная логистика и склад в обеспечивает надежную поставку продукции в точно указанные сроки по всей России.

Мы осуществляем техническую поддержку нашим клиентам и предпродажную проверку качества продукции. На все поставляемые продукты мы предоставляем гарантию .

Осуществляем поставки продукции под контролем ВП МО РФ на предприятия военно-промышленного комплекса России , а также работаем в рамках 275 ФЗ с открытием отдельных счетов в уполномоченном банке. Система менеджмента качества компании соответствует требованиям ГОСТ ISO 9001.

Минимальные сроки поставки, гибкие цены, неограниченный ассортимент и индивидуальный подход к клиентам являются основой для выстраивания долгосрочного и эффективного сотрудничества с предприятиями радиоэлектронной промышленности, предприятиями ВПК и научно-исследовательскими институтами России.

С нами вы становитесь еще успешнее!

Наши контакты:

Телефон: +7 812 627 14 35

Электронная почта: sales@st-electron.ru

Адрес: 198099, Санкт-Петербург, Промышленная ул, дом № 19, литера Н, помещение 100-Н Офис 331