

## Drawers & Slides - Panel Mount (Two Pair of Panel Rails)











Path: [Home](#) > [Rack Index](#) > Drawers & Slides - Panel Mount









### Rail Mounted Storage Drawer

- Standard 19" rack mount
- Plastic front pull handle
- Inside of drawer width is 16.375" wide
- Complete drawer with slides, hardware, lock & two keys
- Drawer shroud, 14 Ga. steel construction
- Weight load tested (RDRW1900322BK1) to 60 pounds (no rear support), (RDRW2400822BK1) to 120 pounds (with rear support).
- Available in 3 depths
- Rear support brackets included for all depths or can be supported from rear accessory rail
- Drawer interior smooth white powder paint for high visibility
- Front face finished in tough textured powder paint
- **MOUNTS ON TWO PAIR OF PANEL RAILS (FRONT & BACK)**

















### 12" DEEP DRAWER

| Part Number  | Front Face Color              |  Reader File | AutoCAD .dxf File (zipped)  | 3D Solid Model .stp files (zipped)  | Drawer Height |    | Slide Travel |
|--|-------------------------------|---|---|---|---------------|----|--------------|
| Inches   | Units                         |   |   |   |               |    |              |
| <a href="#">RDRW1900312BK1</a><br><a href="#">RDRW1900312CG1</a><br><a href="#">RDRW1900312LG1</a> | Black<br>Beige*<br>Light Gray |  301K        |  47K |  169K | 3.50"         | 2U | 12"          |
| <a href="#">RDRW1900512BK1</a><br><a href="#">RDRW1900512CG1</a><br><a href="#">RDRW1900512LG1</a> | Black<br>Beige*<br>Light Gray |  304K        |  47K |  171K | 5.25"         | 3U | 12"          |
| <a href="#">RDRW1900712BK1</a><br><a href="#">RDRW1900712CG1</a><br><a href="#">RDRW1900712LG1</a> | Black<br>Beige*<br>Light Gray |  305K        |  47K |  174K | 7.00"         | 4U | 12"          |

|                |            |   |   |  |        |    |     |
|----------------|------------|---|---|--|--------|----|-----|
| RDRW1900812BK1 | Black      |  |  |  | 8.75"  | 5U | 12" |
| RDRW1900812CG1 | Beige*     | 305K  | 47K   | 173K   |        |    |     |
| RDRW1900812LG1 | Light Gray |   |   |  |        |    |     |
| RDRW1901212BK1 | Black      |  |  |  | 12.25" | 7U | 12" |
| RDRW1901212CG1 | Beige*     | 306K  | 47K   | 174K   |        |    |     |
| RDRW1901212LG1 | Light Gray |   |   |  |        |    |     |


**\*Note:** "CG2" (Beige color) is being phased out from stock - replaced with "LG2" a light gray (RAL7035)
















### **16" DEEP DRAWER**

| Part Number    | Front Face Color |  Reader File | AutoCAD .dxf File (zipped)  | 3D Solid Model .stp files (zipped)  | Drawer Height | Slide Travel |     |
|----------------|------------------|---|---|---|---------------|--------------|-----|
| Inches         | Units            |   |   |   |               |              |     |
| RDRW1900316BK1 | Black            |              |    |    | 3.50"         | 2U           | 16" |
| RDRW1900316CG1 | Beige*           | 301K  | 47K   | 173K  |               |              |     |
| RDRW1900316LG1 | Light Gray       |   |   |   |               |              |     |
| RDRW1900516BK1 | Black            |             |   |   | 5.25"         | 3U           | 16" |
| RDRW1900516CG1 | Beige*           | 308K  | 47K   | 176K  |               |              |     |
| RDRW1900516LG1 | Light Gray       |   |   |   |               |              |     |
| RDRW1900716BK1 | Black            |            |  |  | 7.00"         | 4U           | 16" |
| RDRW1900716CG1 | Beige*           | 308K  | 47K   | 175K  |               |              |     |
| RDRW1900716LG1 | Light Gray       |   |   |   |               |              |     |
| RDRW1900816BK1 | Black            |            |  |  | 8.75"         | 5U           | 16" |
| RDRW1900816CG1 | Beige*           | 307K  | 47K   | 175K  |               |              |     |
| RDRW1900816LG1 | Light Gray       |   |   |   |               |              |     |
| RDRW1901216BK1 | Black            |            |  |  | 12.25"        | 7U           | 16" |
| RDRW1901216CG1 | Beige*           | 308K  | 47K   | 175K  |               |              |     |
| RDRW1901216LG1 | Light Gray       |   |   |   |               |              |     |

**\*Note:** "CG2" (Beige color) is being phased out from stock - replaced with "LG2" a light gray (RAL7035)

### **22" DEEP DRAWER**

| Part Number    | Front Face Color |  Reader File | AutoCAD .dxf File (zipped) | 3D Solid Model .stp files (zipped) | Drawer Height | Slide Travel |
|----------------|------------------|---|----------------------------|------------------------------------|---------------|--------------|
| Inches         | Units            |   |                            |                                    |               |              |
| RDRW1900322BK1 | Black            |   |                            |                                    |               |              |

|  |                               |   |  |   |        |    |     |
|--|-------------------------------|---|--|---|--------|----|-----|
| RDRW1900322CG1<br>RDRW1900322LG1                   | Beige*<br>Light Gray          | <br>302K  | <br>47K  | <br>173K  | 3.50"  | 2U | 22" |
| RDRW1900522BK1<br>RDRW1900522CG1<br>RDRW1900522LG1 | Black<br>Beige*<br>Light Gray | <br>309K | <br>47K | <br>178K | 5.25"  | 3U | 22" |
| RDRW1900722BK1<br>RDRW1900722CG1<br>RDRW1900722LG1 | Black<br>Beige*<br>Light Gray | <br>309K | <br>47K | <br>177K | 7.00"  | 4U | 22" |
| RDRW1900822BK1<br>RDRW1900822CG1<br>RDRW1900822LG1 | Black<br>Beige*<br>Light Gray | <br>308K | <br>47K | <br>176K | 8.75"  | 5U | 22" |
| RDRW1901222BK1<br>RDRW1901222CG1<br>RDRW1901222LG1 | Black<br>Beige*<br>Light Gray | <br>486K | <br>47K | <br>180K | 12.25" | 7U | 22" |

**\*Note:** "CG2" (Beige color) is being phased out from stock - replaced with "LG2" a light gray (RAL7035)














**Note2:** Weight load tested (RDRW1900322BK1) to 60 pounds (no rear support), (RDRW2400822BK1) to 120 pounds (with rear support).







click to enlarge

### Rail Mounted Equipment Slides

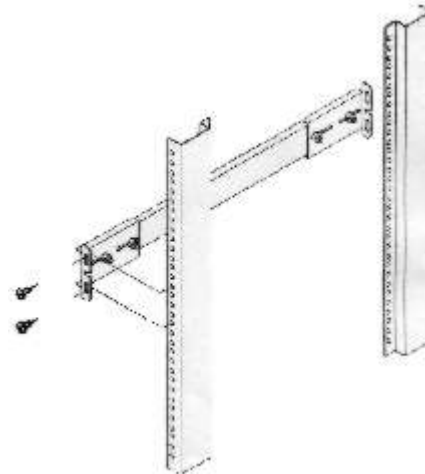
- Standard 19" rack mountable
- **Sold in pairs**
- Mounts to front & rear flange on both pairs of vertical panel rails (not included)
- Heavy duty - double rail, ball bearing type
- **MOUNTS ON TWO PAIR OF PANEL RAILS (FRONT & BACK)**

| Part Number | Length | Capacity (Pair) | Slide Travel | <br>AutoCAD Reader File | AutoCAD .dxf File (zipped)   | 3D Solid Model .stp files (zipped)   |
|-------------|--------|-----------------|--------------|--|--|--|
| RSLIDE12    | 12"    | 120 #           | 12"          | <br>183K                | <br>68K | <br>68K |
| RSLIDE16    | 16"    | 130 #           | 16"          | <br>144K                | <br>75K | <br>78K |
| RSLIDE22    | 22"    | 120 #           | 22"          | <br>138K                | <br>74K | <br>78K |
| RSLIDE26    | 26"    | 120 #           | 26"          | <br>162K                | <br>58K | <br>69K |

|                 |     |       |     |   |  |  |
|-----------------|-----|-------|-----|---|--|--|
| <b>RSLIDE28</b> | 28" | 120 # | 28" |  169K |  67K |  91K |
|-----------------|-----|-------|-----|---|--|--|



Assembly Instructions



Drawing of Rail Mounting  
(Click To Enlarge)

DOWNLOAD



[Shelves & Slides - catalog pages \(5\)](#) - Adobe Reader .pdf format (198K)

DOWNLOAD



[all accessories - catalog pages \(44\)](#) - Adobe Reader .pdf format (1,495K)

## ***Mail Link To Our Catalog Department***

**Provide full mailing address here for your FREE CATALOG via snail mail...**

Exactly what you are looking for???

Link to our stocking distributors - most have "on-line" pricing, stock check and ordering!!!

**Our Distributors**

**Order from your favorite distributor**

Copyright; © 1998-2011 Hammond Mfg Co Inc  
URL: <http://www.hammondmfg.com>



## Стандарт Электрон Связь

Мы молодая и активно развивающаяся компания в области поставок электронных компонентов. Мы поставляем электронные компоненты отечественного и импортного производства напрямую от производителей и с крупнейших складов мира.

Благодаря сотрудничеству с мировыми поставщиками мы осуществляем комплексные и плановые поставки широчайшего спектра электронных компонентов.

Собственная эффективная логистика и склад в обеспечивает надежную поставку продукции в точно указанные сроки по всей России.

Мы осуществляем техническую поддержку нашим клиентам и предпродажную проверку качества продукции. На все поставляемые продукты мы предоставляем гарантию .

Осуществляем поставки продукции под контролем ВП МО РФ на предприятия военно-промышленного комплекса России , а также работаем в рамках 275 ФЗ с открытием отдельных счетов в уполномоченном банке. Система менеджмента качества компании соответствует требованиям ГОСТ ISO 9001.

Минимальные сроки поставки, гибкие цены, неограниченный ассортимент и индивидуальный подход к клиентам являются основой для выстраивания долгосрочного и эффективного сотрудничества с предприятиями радиоэлектронной промышленности, предприятиями ВПК и научно-исследовательскими институтами России.

С нами вы становитесь еще успешнее!

### Наши контакты:

**Телефон:** +7 812 627 14 35

**Электронная почта:** [sales@st-electron.ru](mailto:sales@st-electron.ru)

**Адрес:** 198099, Санкт-Петербург,  
Промышленная ул, дом № 19, литера Н,  
помещение 100-Н Офис 331