

Test Clips and Accessories

How to ensure the reliability and performance of your PC board components without damaging the assemblies?

3M Integrated-Circuit test clips provide the solution.

Useful in prototype and production testing, quality control inspection and field service, 3M IC test clips are an indispensable tool for the electronics industry. They make in-circuit IC testing safer by providing easy access to IC leads for probes without danger of shorting out valuable chips.

- 3M IC test clips are available in both nail head and "headless" leads to accommodate a wide range of applications.
- 3M IC test clips feature heavy duty helical compression springs to provide firm and positive contact pressure.
- 3M IC test clips feature an insulating contact comb to help prevent accidental shorts.
- 3M IC test clips feature a patented "wiping action" to ensure integrity during testing.
- 3M IC test clips feature steel hinge pins and tough, glass filled polyester bodies, UL rated 94V-0, to provide long service life.



3M Innovation

Test Clip Product Matrix

Lead Count/ Plating	* Thru-Hole				Surface Mount					Thru-Hole Test Clip	Surface Mount Test Clips
	Standard Model Part Numbers (with Nail Heads)		Connector-Compatible Part Numbers (with Headless Heads)		Connector-Compatible Part Numbers (with Headless Heads)						
	DIP .300 Wide	DIP .600 Wide	DIP .300 Wide	DIP .600 Wide	SOIC .150 Body	SOIC .300 Body	SOJ .300 Body	LCC .050	PLCC .050		
8 Alloy Gold	923695 923743-08		923690-08 923739-08		923650-08 923655-08						
14 Alloy Gold	923698 923743-14		923690-14 923739-14		923650-14 923655-14						
16 Alloy Gold	923700 923743-16	923702 923743-16LSI	923690-16 923739-16	923690-16LSI 923739-16LSI	923650-16 923655-16	923660-16 923665-16					
18 Alloy Gold	923703 923743-18		923690-18 923739-18			923660-18 923665-18					
20 Alloy Gold	923704 923743-20		923690-20 923739-20			923660-20 923665-20	923660-20 923665-20	923680-20 923685-20	923670-20 923675-20		
22 Alloy Gold	923706 923742-22	923705 923743-22	923689-22 923738-22	923690-22 923739-22							
24 Alloy Gold	923715 923742-24	923714 923743-24	923689-24 923738-24	923690-24 923739-24		923660-24 923665-24	923660-24 923665-24				
28 Alloy Gold	923717 923742-28	923718 923743-28	923689-28 923738-28	923690-28 923739-28		923660-28 923665-28	923660-28 923665-28	923680-28 923685-28	923670-28 923675-28		
32 Alloy Gold		923719 923743-32		923690-32 923739-32							
36 Alloy Gold		923720 923743-36		923690-36 923739-36							
40 Alloy Gold		923722 923743-40		923690-40 923739-40							
44 Alloy Gold								923680-44 923685-44	923670-44 923675-44		
48 Alloy Gold		923724 923743-48		923690-48 923739-48							
52 Alloy Gold								923680-52 923685-52	923670-52 923675-52		
64 Alloy Gold		†923726 †923743-64		†923690-64 †923739-64							
68 Alloy Gold								923680-68 923685-68	923670-68 923675-68		
84 Alloy Gold								923680-84 923685-84	923670-84 923675-84		

* For Knife Edge Test Clip use 927 – for all through-hole connector compatible clips. (Available with gold plated leads only, without nailhead.)
† .900 Wide

3M Logical Connection Product Matrix

3M Logical Connection		DIP (.100" Spacing)				
		No. of Contacts	Pin #1 (L)		Pin #1 (R)	
Remote-end Termination Connector	Description		Cable Assembly Only (w/o test clip)	#1 Pin Pos.	Logical Connection (w/test clip)	#1 Pin Pos.
		Part No.		Part No.		
	Open end	16	922490-16	L	923880-16	R
		20	922490-20	L	923880-20	R
		24	922490-24	L	923880-24	R
		28	922490-28	L	923880-28	R
		40	922490-40	R	923930-40	L
		48	922490-48	R	923930-48	L
	DIP Connector	16	922594-16	R	923884-16	R
	- mates with standard 16, 20, 24, 28 and 40 pin DIP Sockets.	20	922594-20	R	923884-20	R
		24	922594-24	R	923884-24	R
		28	922594-28	R	923884-28	R
		40	922594-40	R	923884-40	R
		Socket Connector	16			923881-16
- mates with 2 rows of .025" sq. or dia. pins on .100" centers and shielded receptacles.		20			923881-20	R
		26*			923881-24	R
		30*			923881-28	R
		40			923881-40	L
		50*			923881-48	L
		64			923881-64	L

* On 26 position connectors, positions #25 and #26 are unused. On 30 position connectors, positions #29 and #30 are unused. On 50 position connectors, positions #49 and #50 are unused.

3M Test Clip Cable Assemblies

Remote test equipment can be easily connected to IC circuitry when the performance proven 3M IC Test Clip is combined with 3M's complete, tested, ready-to-use cable assembly. This combination, "The Logical Connection," is the ideal connection from a logic analyzer to an IC. On one end, socket connectors attach to the pins of a connector-compatible model test clip. On the other end, 3M provides either an open ended cable or a termination method suited to your application. Utilizing "Logical Connection" cable assemblies provide valuable features and reliability.

- Connectors ensure optimum electrical integrity and strain relief.
- Probe holes in the back of all connectors allow easy access to individual lines.
- Cable loops between connectors allow free actuation of the test clip for clearance over all package styles.

What makes 3M products unique

Surface Mount Test Clips

3M Surface Mount Integrated Circuit Test Clips provide a downsized series made for today's smaller components and higher densities. Now hard-to-access Surface Mount ICs can be connected to test probes and logical assemblies quickly and easily without the risk of shorting out clips or damaging other board components.

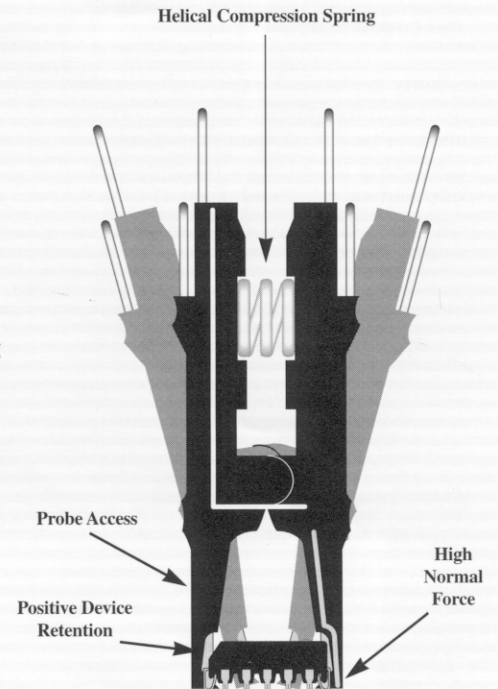
3M Surface Mount test clips are available in different pin sizes to accommodate a wide range of requirements.

Industry standard .025" square contact pins on .050" centers are staggered to permit easy attachment of IDC socket connectors or wire wrappings and help prevent shorting of adjacent probes. With these smaller test clips, you can stack SOIC's as close as .050" end-to-end, and PLCC's on .200" centers. In addition, the 3M clips allow safe, accurate and convenient testing of Plastic Leaded (PLCC) and Leadless Ceramic (LCC) Chip Carrier style integrated circuits. The unique action-wedge design of the test clip allows all four of its sides to open simultaneously for a one step, secure attachment to the PLCC being tested.

General features

- Test devices down to .050" center to center lead spacing.
- All four sides of test clip open simultaneously for one-step attachment to PLCC being tested.
- Stays securely clamped to PLCC.
- Helical compression springs and insulating contact combs ensure contact integrity during testing.
- Probe access points are immediately visible for fast and safe individual lead testing.
- Staggered contact rows on .100" centers facilitate probe attachment and help prevent accidental shorting of adjacent probes.
- Industry standard .025" square contact pins on the .100" centers easily accept single row socket connectors.
- Because of positive attachment to device, test clip will not "fall off" when board is vertical and test probes are hung off the pins.

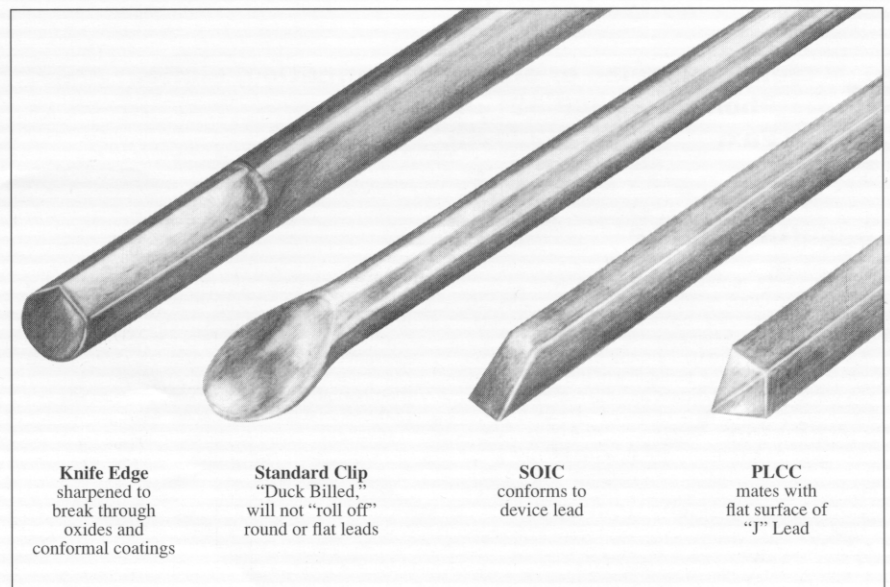
- Wiping action and high normal force combine to provide excellent electrical contact.
- Available in gold plated or alloy 770 leads.



Unique Design Features

Of the many design features that make the 3M Test Clip "a breed apart," the care taken in contact design is but one of them. Each contact has been designed for a specific device to insure:

- High normal force
- Excellent electrical contact
- Long-term performance



Knife Edge
sharpened to break through oxides and conformal coatings

Standard Clip
"Duck Billed," will not "roll off" round or flat leads

SOIC
conforms to device lead

PLCC
mates with flat surface of "J" Lead

Probe Clips

Safe, fast, and easy way to test component leads.

3M's plunger-actuated Probe clips make test connections to individual component and test clip leads easier and faster, and minimize the chances of accidental shorts. Probes will provide hands-free troubleshooting and circuit testing.

Simply press on the cap of the Probe to extend the phosphor bronze contact hook. Place it on the component lead being tested, then release for a safe and secure attachment. Probe clips can also be soldered to stranded hook-up wire.

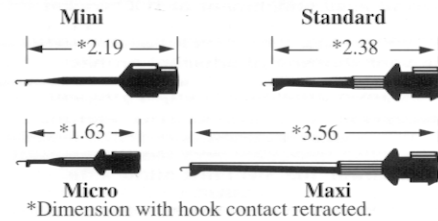

Shorts are dramatically reduced because the contact hook is always sheathed in the nylon body of the Probe clip. The contact hook is only exposed when the cap is manually pressed.

Probe clips are available in four different sizes: 1.63", 2.19", 2.38" and 3.56".

Specifications	
Contact	Phosphor Bronze
Body	Nylon

Description	Color	Part Number
Micro Probe (2 per package)	Red	923830-RD-C
	Black	923830-BK-C
	Blue	923830-BU-C
	Green	923830-GN-C
	Yellow	923830-YL-C
	White	923830-WT-C
Micro Probe Assortment (6 per package)	1 of each	923848-C
Mini Probe (2 per package)	Red	923835-RD-C
	Black	923835-BK-C
	Blue	923835-BU-C
	Green	923835-GN-C
	Yellow	923835-YL-C
	White	923835-WT-C
Mini Probe Assortment (6 per package)	1 of each	923850-C
Standard Probe (2 per package)	Red	923840-RD-C
	Black	923840-BK-C
Maxi Probe (2 per package)	Red	923845-RD-C
	Black	923845-BK-C

Probes are also available in bulk packaging



For technical, sales or ordering information, contact 3M at:

Phone: 1-800-321-9668

Fax: 1-800-321-6329

Important Notice

All statements, technical information, and recommendations related to Seller's products are based on information believed to be reliable, but the accuracy or completeness thereof is not guaranteed. Before utilizing the product, the user should determine the suitability of the product for its intended use. The user assumes all risks and liability whatsoever in connection with such use. Any statements or recommendations of the Seller which are not contained in the Seller's current

publications shall have no force or effect unless contained in an agreement signed by an authorized officer of Seller. The statements contained herein are made in lieu of all warranties, expressed or implied, including but not limited to the implied warranties of merchantability and fitness for a particular purpose which warranties are hereby expressly disclaimed.

SELLER SHALL NOT BE LIABLE TO THE USER OR ANY OTHER PERSON UNDER ANY LEGAL THEORY, INCLUDING BUT NOT LIMITED TO NEGLIGENCE OR STRICT LIABILITY, FOR ANY INJURY OR FOR ANY DIRECT OR CONSEQUENTIAL DAMAGES SUSTAINED OR INCURRED BY REASON OF THE USE OF ANY OF THE SELLER'S PRODUCTS THAT WERE DEFECTIVE.



Electronic Specialty Markets
Electronic Products Division

6801 River Place Blvd.
Austin, TX 78726-9000



40% Pre-consumer waste paper
10% Post-consumer waste paper

Litho in the USA

© 3M 1998 80-6103-6408-7(0981.5)JHA/TG



Стандарт Электрон Связь

Мы молодая и активно развивающаяся компания в области поставок электронных компонентов. Мы поставляем электронные компоненты отечественного и импортного производства напрямую от производителей и с крупнейших складов мира.

Благодаря сотрудничеству с мировыми поставщиками мы осуществляем комплексные и плановые поставки широчайшего спектра электронных компонентов.

Собственная эффективная логистика и склад в обеспечивает надежную поставку продукции в точно указанные сроки по всей России.

Мы осуществляем техническую поддержку нашим клиентам и предпродажную проверку качества продукции. На все поставляемые продукты мы предоставляем гарантию .

Осуществляем поставки продукции под контролем ВП МО РФ на предприятия военно-промышленного комплекса России , а также работаем в рамках 275 ФЗ с открытием отдельных счетов в уполномоченном банке. Система менеджмента качества компании соответствует требованиям ГОСТ ISO 9001.

Минимальные сроки поставки, гибкие цены, неограниченный ассортимент и индивидуальный подход к клиентам являются основой для выстраивания долгосрочного и эффективного сотрудничества с предприятиями радиоэлектронной промышленности, предприятиями ВПК и научно-исследовательскими институтами России.

С нами вы становитесь еще успешнее!

Наши контакты:

Телефон: +7 812 627 14 35

Электронная почта: sales@st-electron.ru

Адрес: 198099, Санкт-Петербург,
Промышленная ул, дом № 19, литера Н,
помещение 100-Н Офис 331