

PW170KB

Universal 10 – 15 Watt Series

ITE Switch-Mode Power Supply



3 Year Warranty

- 100-240VAC Universal Input
- Desktop and Wall-Plug Style with either fixed blades, or Interchangeable Blades* (Kit sold separately)
- 5V to 48V Single Output Models, up to 15W
- Modified and Custom Designs Available
- Regulated Output with Low Ripple
- Impact-Resistant Polycarbonate Enclosure
- No load Power Consumption < 0.5W
- Meets EISA Requirements (see next page for details).
- Meets Energy Star Level IV



International Safety Standard Approvals



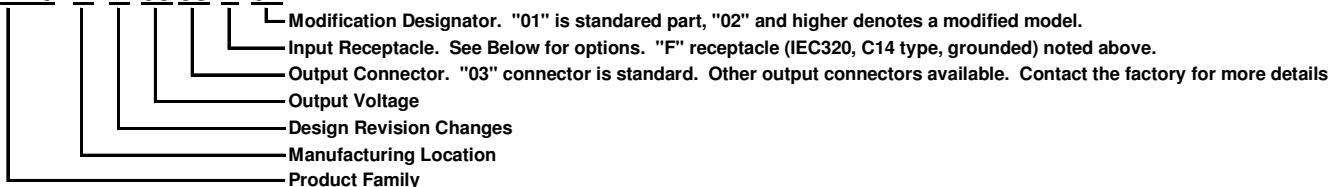
Specifications

All Specifications are typical at nominal input, full load at 25°C unless otherwise stated.

| | |
|---|--|
| AC Input 100-240VAC, +/-10% (class I), +6%, -10% (class II), 47-63 Hz, 1Ø. | MTBF >100,000 hours (calculated) |
| Input Current 90VAC: 0.4A | Hold-up Time 18 ms min. @ 115VAC |
| Inrush Current Inrush limiting provided. | Overvoltage Protection Built-in |
| Input Fuses Internal Primary Current Fuse is provided. | Overload Protection Hiccup Mode |
| Efficiency Meet EISA Requirements – see page 2 | Short Circuit Protection Hiccup Mode |
| Output Voltage See chart. | Topology Switching – Fixed Frequency Flyback |
| Output Power See chart | Approvals and Safety Standards EN/IEC/CSA/UL60950-1, EMC: EN55022/55024/61000 |
| Ripple and Noise 1% pk-pk max., 20MHz BW | Dielectric Withstand Input-Output: 3000VAC, Input-GND: 1500VAC, Output-GND: 500VDC |
| Line & Load Voltage Regulation Excluding Cord: Line: +/- 1%, Load: +/-5%. | Operating Temperature 0° to 40°C, no derating |
| Transient Response 500µs max., 50% load step, typical | Storage Temperature -30 to +85°C. |
| Minimum Load Not required. | Relative Humidity 5% to 95%, non-condensing |
| Case Material: Black 94V0 Polycarbonate | Altitude 0 to 10,000 ft. |
| Case Dimensions: See outline drawing. | Output Connections: Cable: 18AWG, 1800mm (5V & 6V models: 1500mm), 2 conductor. Connector: 2.5mm barrel type (Ault #3) connector, center contact (+). Other connector options are available. |

Model Number Key

PW170 K B 05 03 F 01



PW170KB









Universal 10-15 Watt Series

ITE Switch Mode Power Supply

3 Year Warranty

| Model Number | Volts (V) | Output Current (max) | Max Watts | Ripple (Vp-p max) |
|----------------|-----------|----------------------|-----------|-------------------|
| PW170KB0503F01 | 5 V | 2.00 A | 10.0 W | 50mV |
| PW170KB0603F01 | 6 V | 1.67 A | 12.0 W | 60mV |
| PW170KB0903F01 | 9 V | 1.50 A | 13.5 W | 90mV |
| PW170KB1203F01 | 12 V | 1.20 A | 15.0 W | 120mV |
| PW170KB1503F01 | 15 V | 1.00 A | 15.0 W | 150mV |
| PW170KB1803F01 | 18 V | 0.84 A | 15.0 W | 180mV |
| PW170KB2403F01 | 24 V | 0.63 A | 15.12 W | 240mV |
| PW170KB4803F01 | 48 V | 0.32 A | 14.88 W | 480mV |

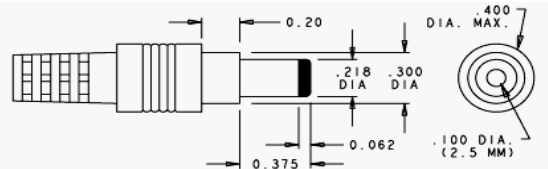
Note: Part numbers above include #3 output connector and IEC320 C14 grounded input receptacle. See below for other options.

| DESKTOP OPTIONS | | | WALL-PLUG OPTIONS | | | | |
|--|---|---|---|---|---|---|---|
|  |  |  |  |  |  |  |  |
| IEC320 C14 Grounded (F) | IEC320 C18 Ungrounded (Q) | IEC320 C8 "Shaver" (N) | N. America Japan Interchangeable (B) | N. America Japan Fixed (C) | Europe Fixed (M) | United Kingdom Fixed (G) | Australia Fixed (H) |

Notes:

- For Desktop options, choose the applicable letter above.
- For Wall-plug options, choose the applicable letter above. The model will then be fitted only with the receptacle chosen. The North American blade version (B) will be an interchangeable blade. The other options (C), (M), (G), and (H), will be fixed blades molded in the case.
- Blade Kit is available which will include one each of a EU, UK, and Aust blade. Kit part number is KT1027K. Can be used with (B) version only, to allow blades to be interchanged.

Output Connector



Notes:

- Ault #3 Connector
- Center Contact = Positive
- Connector is Switchcraft 760 plug or equivalent.
- Suggested Mating Connector is Switchcraft 712A jack or equivalent.
- Other output connector options are available. Contact your local representative for details.

2007 Energy Independence and Security Act - EISA

The Energy Independence and Security Act of 2007 was passed in December of 2007 and addresses minimum efficiency standards and standby levels for Class A external power supplies that are 250 Watts and under. This law stipulates that external power supplies manufactured on July 1, 2008 and beyond meet certain minimum efficiency and standby criteria as defined below.

Minimum Efficiency Criteria:

Active mode is defined as when a power supply's input is connected to a line voltage AC and it's output is connected to a DC or AC load, drawing a portion of the product's power output. Depending upon the power rating for the power supply, it must meet the minimum efficiency criteria outlined below.

Energy-Efficiency Criteria for Active Mode:

| Output Power on Adapter Label | Minimum Average Efficiency Percentage |
|-------------------------------|--|
| 0 to < 1 Watt | $\geq 0.50 * \text{output power on the label}$ |
| > 1 watt to ≤ 51 watts | $\geq [0.09 * \ln(\text{output power on adapter label})] + 0.50$ |
| > 51 watts | ≥ 0.85 |

Energy Consumption Criteria for No Load Mode:

The power supply must also meet a requirement for when its input is connected to line voltage AC but its output is not connected to a load. Depending upon the power output of the supply, it must keep its energy consumption below the following values:

| Output Power on Adapter Label | Maximum Power Consumption in No-Load Mode |
|-------------------------------|---|
| 0 to < 250 Watts | ≤ 0.50 watts |

PW170KB

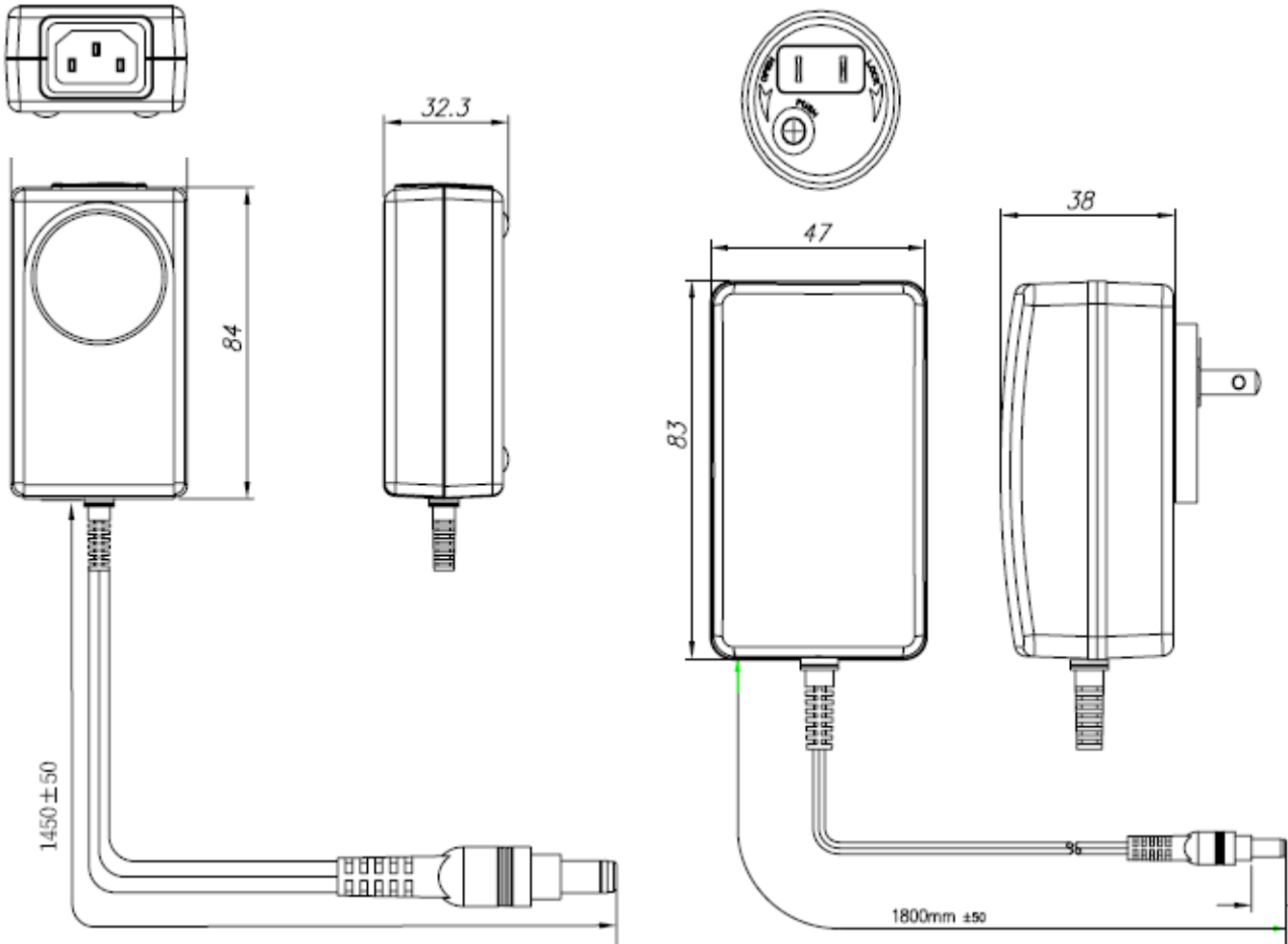
Universal 10-15 Watt Series

ITE Switch Mode Power Supply



3 Year Warranty

Outline Drawings



Dimensions are in mm

[Desktop Style \(Option "F" shown\)](#)

[Wallplug Style \(Option "B" shown\)](#)



Стандарт Электрон Связь

Мы молодая и активно развивающаяся компания в области поставок электронных компонентов. Мы поставляем электронные компоненты отечественного и импортного производства напрямую от производителей и с крупнейших складов мира.

Благодаря сотрудничеству с мировыми поставщиками мы осуществляем комплексные и плановые поставки широчайшего спектра электронных компонентов.

Собственная эффективная логистика и склад в обеспечивает надежную поставку продукции в точно указанные сроки по всей России.

Мы осуществляем техническую поддержку нашим клиентам и предпродажную проверку качества продукции. На все поставляемые продукты мы предоставляем гарантию .

Осуществляем поставки продукции под контролем ВП МО РФ на предприятия военно-промышленного комплекса России , а также работаем в рамках 275 ФЗ с открытием отдельных счетов в уполномоченном банке. Система менеджмента качества компании соответствует требованиям ГОСТ ISO 9001.

Минимальные сроки поставки, гибкие цены, неограниченный ассортимент и индивидуальный подход к клиентам являются основой для выстраивания долгосрочного и эффективного сотрудничества с предприятиями радиоэлектронной промышленности, предприятиями ВПК и научно-исследовательскими институтами России.

С нами вы становитесь еще успешнее!

Наши контакты:

Телефон: +7 812 627 14 35

Электронная почта: sales@st-electron.ru

Адрес: 198099, Санкт-Петербург,
Промышленная ул, дом № 19, литера Н,
помещение 100-Н Офис 331