


# Power Metal Strip® Resistors, Low Value (down to 0.0005 Ω), Surface Mount


**FEATURES**

- Ideal for all types of current sensing, voltage division and pulse applications including switching and linear power supplies, instruments, power amplifiers
- Proprietary processing technique produces extremely low resistance values (down to 0.0005 Ω)
- All welded construction
- Solderable terminations
- Very low inductance 0.5 nH to 5 nH
- Excellent frequency response to 50 MHz
- Low thermal EMF (< 3 μV/°C)
- Solid metal nickel-chrome or manganese-copper alloy resistive element with low TCR (< 20 ppm/°C)
- AEC-Q200 qualified available <sup>(1)</sup>
- Material categorization:

For definitions of compliance please see [www.vishay.com/doc?99912](http://www.vishay.com/doc?99912)


**Notes**

- \* This datasheet provides information about parts that are RoHS-compliant and/or parts that are non-RoHS-compliant. For example, parts with lead (Pb) terminations are not RoHS-compliant. Please see the information/tables in this datasheet for details.
- <sup>(1)</sup> Flame retardance test may not be applicable to some resistor technologies.

**STANDARD ELECTRICAL SPECIFICATIONS**

GLOBAL MODEL	SIZE	POWER RATING $P_{70\text{ }^\circ\text{C}}$ W	RESISTANCE VALUE RANGE Ω		WEIGHT (typical) g/1000 pieces
			Tol. ± 0.5 %	Tol. ± 1.0 %	
WSL0603	0603	0.1	0.01 to 0.1	0.01 to 0.1	1.9
WSL0805	0805	0.125	0.005 to 0.2	0.005 to 0.2	4.8
WSL1206	1206	0.25	0.005 to 0.2	0.001 to 0.2	16.2
WSL2010	2010	0.5	0.004 to 0.5	0.001 to 0.5	38.9
WSL2512	2512	1.0 <sup>(2)</sup>	0.003 to 0.5	0.0005 to 0.5	63.6
WSL2816	2816	2.0	0.003 to 0.1	0.002 to 0.1	118

**Notes**

- Part marking: Value; tolerance: Due to resistor size limitations some resistors will be marked with only the resistance value.
- <sup>(2)</sup> For values above 0.1 Ω derate linearly to 80 % rated power at 0.5 Ω.

**TECHNICAL SPECIFICATIONS**

PARAMETER	UNIT	WSL RESISTOR CHARACTERISTICS
Temperature coefficient	ppm/°C	± 75 for 7 mΩ to 0.5 Ω, ± 110 for 5 mΩ to 6.9 mΩ, ± 150 for 3 mΩ to 4.9 mΩ, ± 275 for 1 mΩ to 2.9 mΩ, ± 400 for 0.5 mΩ to 0.99 mΩ
Element TCR	ppm/°C	< 20
Operating temperature range	°C	- 65 to + 170
Maximum working voltage	V	$(P \times R)^{1/2}$

**GLOBAL PART NUMBER INFORMATION**

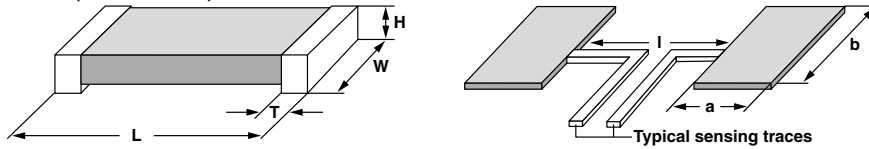
 Global Part Numbering example: **WSL25124L000FTA**

W	S	L	2	5	1	2	4	L	0	0	0	F	T	A		
---	---	---	---	---	---	---	---	---	---	---	---	---	---	---	--	--

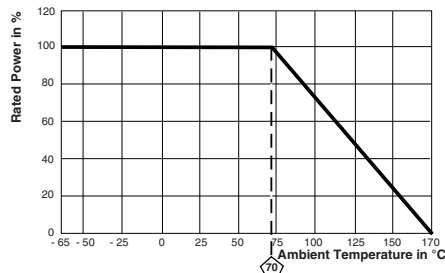
GLOBAL MODEL	RESISTANCE VALUE	TOLERANCE CODE	PACKAGING CODE	SPECIAL
WSL0603 WSL0805 WSL1206 WSL2010 WSL2512 WSL2816	L = mΩ* R = Decimal 5L000 = 0.005 Ω R0100 = 0.01 Ω  * Use "L" for resistance values < 0.01 Ω	D = ± 0.5 % F = ± 1.0 % J = ± 5.0 %	EA = Lead (Pb)-free, tape/reel EH = Lead (Pb)-free, tape/reel (WSL2816) EK = Lead (Pb)-free, bulk  TA = Tin/lead, tape/reel (R86) TG = Tin/lead, tape/reel (RT1, for WSL0603 and WSL0805) TH = Tin/lead, tape/reel (RJ9, WSL2816) BA = Tin/lead, bulk (B43)	(Dash number) (up to 2 digits) From 1 to 99 as applicable

 Historical Part Numbering example: **WSL2512 0.004 Ω 1 % R86**

WSL2512	0.004 Ω	1 %	R86
HISTORICAL MODEL	RESISTANCE VALUE	TOLERANCE CODE	PACKAGING

**DIMENSIONS** in inches (millimeters)


MODEL	RESISTANCE RANGE ( $\Omega$ )	DIMENSIONS				SOLDER PAD DIMENSIONS		
		L	W	H	T	a	b	l
WSL0603	0.01 to 0.1	0.060 ± 0.010 (1.52 ± 0.254)	0.030 ± 0.010 (0.76 ± 0.254)	0.013 ± 0.005 (0.330 ± 0.127)	0.015 ± 0.010 (0.381 ± 0.254)	0.040 (1.01)	0.040 (1.01)	0.020 (0.50)
WSL0805	0.005 to 0.2	0.080 ± 0.010 (2.03 ± 0.254)	0.050 ± 0.010 (1.27 ± 0.254)	0.013 ± 0.005 (0.330 ± 0.127)	0.015 ± 0.010 (0.381 ± 0.254)	0.040 (1.02)	0.050 (1.27)	0.020 (0.50)
WSL1206	0.001 to 0.0019	0.126 ± 0.010 (3.20 ± 0.254)	0.063 ± 0.010 (1.60 ± 0.254)	0.025 ± 0.010 (0.635 ± 0.254)	0.041 ± 0.010 (1.04 ± 0.254)	0.062 (1.57)	0.070 (1.78)	0.030 (0.76)
	0.002 to 0.0059				0.025 ± 0.010 (0.635 ± 0.254)			
	0.006 to 0.20				0.020 ± 0.010 (0.508 ± 0.254)			
WSL2010	0.001 to 0.0069	0.200 ± 0.010 (5.08 ± 0.254)	0.100 ± 0.010 (2.54 ± 0.254)	0.025 ± 0.010 (0.635 ± 0.254)	0.058 ± 0.010 (1.47 ± 0.254)	0.093 (2.36)	0.120 (3.05)	0.055 (1.40)
	0.007 to 0.5				0.020 ± 0.010 (0.508 ± 0.254)			0.055 (1.40)
WSL2512	0.0005 to 0.00099	0.250 ± 0.010 (6.35 ± 0.254)	0.125 ± 0.010 (3.18 ± 0.254)	0.025 ± 0.010 (0.635 ± 0.254)	0.107 ± 0.010 (2.72 ± 0.254)	0.120 (3.05)	0.145 (3.68)	0.050 (1.27)
	0.001 to 0.0049				0.087 ± 0.010 (2.21 ± 0.254)			0.125 (3.18)
	0.005 to 0.0069				0.047 ± 0.010 (1.19 ± 0.254)			0.083 (2.11)
	0.007 to 0.5				0.030 ± 0.010 (0.762 ± 0.254)			0.065 (1.65)
WSL2816	0.002 to 0.00399	0.280 ± 0.010 (7.1 ± 0.254)	0.165 ± 0.010 (4.2 ± 0.254)	0.025 ± 0.010 (0.635 ± 0.254)	0.098 ± 0.010 (2.49 ± 0.254)	0.096 (2.45)	0.185 (4.7)	0.125 (3.20)
	0.004 to 0.1				0.062 ± 0.010 (1.57 ± 0.254)			0.125 (3.20)

**DERATING**


PERFORMANCE		
TEST	CONDITIONS OF TEST	TEST LIMITS
Thermal shock	- 55 °C to + 150 °C, 1000 cycles, 15 min at each extreme	± (0.5 % + 0.0005 $\Omega$ ) $\Delta R$
Short time overload	5 x rated power for 5 s	± (0.5 % + 0.0005 $\Omega$ ) $\Delta R$
Low temperature operation	- 65 °C for 24 h	± (0.5 % + 0.0005 $\Omega$ ) $\Delta R$
High temperature exposure	1000 h at + 170 °C	± (1.0 % + 0.0005 $\Omega$ ) $\Delta R$
Bias humidity	+ 85 °C, 85 % RH, 10 % bias, 1000 h	± (0.5 % + 0.0005 $\Omega$ ) $\Delta R$
Mechanical shock	100 g's for 6 ms, 5 pulses	± (0.5 % + 0.0005 $\Omega$ ) $\Delta R$
Vibration	Frequency varied 10 Hz to 2000 Hz in 1 min, 3 directions, 12 h	± (0.5 % + 0.0005 $\Omega$ ) $\Delta R$
Load life	1000 h at rated power, + 70 °C, 1.5 h "ON", 0.5 h "OFF"	± (1.0 % + 0.0005 $\Omega$ ) $\Delta R$
Resistance to solder heat	+ 260 °C solder, 10 s to 12 s dwell, 25 mm/s emergence	± (0.5 % + 0.0005 $\Omega$ ) $\Delta R$
Moisture resistance	MIL-STD-202, method 106, 0 % power, 7a and 7b not required	± (0.5 % + 0.0005 $\Omega$ ) $\Delta R$

PACKAGING				
MODEL	REEL			
	TAPE WIDTH	DIAMETER	PIECES/REEL	CODE
WSL0603	8 mm/punched paper	178 mm/7"	5000	EA
WSL0805	8 mm/punched paper	178 mm/7"	5000	EA
WSL1206	8 mm/embossed plastic	178 mm/7"	4000	EA
WSL2010	12 mm/embossed plastic	178 mm/7"	4000	EA
WSL2512	12 mm/embossed plastic	178 mm/7"	2000	EA
WSL2816	12 mm/embossed plastic	178 mm/7"	2000	EH

**Note**

- Embossed Carrier Tape per EIA-481.



## Disclaimer

ALL PRODUCT, PRODUCT SPECIFICATIONS AND DATA ARE SUBJECT TO CHANGE WITHOUT NOTICE TO IMPROVE RELIABILITY, FUNCTION OR DESIGN OR OTHERWISE.

Vishay Intertechnology, Inc., its affiliates, agents, and employees, and all persons acting on its or their behalf (collectively, "Vishay"), disclaim any and all liability for any errors, inaccuracies or incompleteness contained in any datasheet or in any other disclosure relating to any product.

Vishay makes no warranty, representation or guarantee regarding the suitability of the products for any particular purpose or the continuing production of any product. To the maximum extent permitted by applicable law, Vishay disclaims (i) any and all liability arising out of the application or use of any product, (ii) any and all liability, including without limitation special, consequential or incidental damages, and (iii) any and all implied warranties, including warranties of fitness for particular purpose, non-infringement and merchantability.

Statements regarding the suitability of products for certain types of applications are based on Vishay's knowledge of typical requirements that are often placed on Vishay products in generic applications. Such statements are not binding statements about the suitability of products for a particular application. It is the customer's responsibility to validate that a particular product with the properties described in the product specification is suitable for use in a particular application. Parameters provided in datasheets and/or specifications may vary in different applications and performance may vary over time. All operating parameters, including typical parameters, must be validated for each customer application by the customer's technical experts. Product specifications do not expand or otherwise modify Vishay's terms and conditions of purchase, including but not limited to the warranty expressed therein.

Except as expressly indicated in writing, Vishay products are not designed for use in medical, life-saving, or life-sustaining applications or for any other application in which the failure of the Vishay product could result in personal injury or death. Customers using or selling Vishay products not expressly indicated for use in such applications do so at their own risk. Please contact authorized Vishay personnel to obtain written terms and conditions regarding products designed for such applications.

No license, express or implied, by estoppel or otherwise, to any intellectual property rights is granted by this document or by any conduct of Vishay. Product names and markings noted herein may be trademarks of their respective owners.

## Material Category Policy

**Vishay Intertechnology, Inc. hereby certifies that all its products that are identified as RoHS-Compliant fulfill the definitions and restrictions defined under Directive 2011/65/EU of The European Parliament and of the Council of June 8, 2011 on the restriction of the use of certain hazardous substances in electrical and electronic equipment (EEE) - recast, unless otherwise specified as non-compliant.**

**Please note that some Vishay documentation may still make reference to RoHS Directive 2002/95/EC. We confirm that all the products identified as being compliant to Directive 2002/95/EC conform to Directive 2011/65/EU.**

**Vishay Intertechnology, Inc. hereby certifies that all its products that are identified as Halogen-Free follow Halogen-Free requirements as per JEDEC JS709A standards. Please note that some Vishay documentation may still make reference to the IEC 61249-2-21 definition. We confirm that all the products identified as being compliant to IEC 61249-2-21 conform to JEDEC JS709A standards.**



## Стандарт Электрон Связь

Мы молодая и активно развивающаяся компания в области поставок электронных компонентов. Мы поставляем электронные компоненты отечественного и импортного производства напрямую от производителей и с крупнейших складов мира.

Благодаря сотрудничеству с мировыми поставщиками мы осуществляем комплексные и плановые поставки широчайшего спектра электронных компонентов.

Собственная эффективная логистика и склад в обеспечивает надежную поставку продукции в точно указанные сроки по всей России.

Мы осуществляем техническую поддержку нашим клиентам и предпродажную проверку качества продукции. На все поставляемые продукты мы предоставляем гарантию .

Осуществляем поставки продукции под контролем ВП МО РФ на предприятия военно-промышленного комплекса России , а также работаем в рамках 275 ФЗ с открытием отдельных счетов в уполномоченном банке. Система менеджмента качества компании соответствует требованиям ГОСТ ISO 9001.

Минимальные сроки поставки, гибкие цены, неограниченный ассортимент и индивидуальный подход к клиентам являются основой для выстраивания долгосрочного и эффективного сотрудничества с предприятиями радиоэлектронной промышленности, предприятиями ВПК и научно-исследовательскими институтами России.

С нами вы становитесь еще успешнее!

### Наши контакты:

**Телефон:** +7 812 627 14 35

**Электронная почта:** [sales@st-electron.ru](mailto:sales@st-electron.ru)

**Адрес:** 198099, Санкт-Петербург,  
Промышленная ул, дом № 19, литера Н,  
помещение 100-Н Офис 331