


Unlock new possibilities

With the TI Precision Amplifier Quickstart Kit

Kit includes -

Samples - OPA313, OPA314, OPA316,
OPA170, OPA171, OPA172

EVM - DIP Adapter Evaluation
Module for prototyping
surface mount ICs



TI Designs
PRECISION



Reference
Circuits complete with

- Theory
- Calculations
- Simulation
- Design Methodology



Verified Reference +

- Schematics
- Bench Results
- Layout & Design Files



CerTified Verified +
Certification testing results for ESD, EMI and more



Quickstart Kit featured designs include:

TIPD128 - Capacitive load drive verified reference design using an isolation resistor

TIPD148 - Level translation: dual to single supply amp, ± 15 V to 5 V

TIPD145 - Single-supply op amp with drive to true GND

TIPD114 - Data acquisition at 1 kHz AC, 1 mW, 18 bit, 1 MSPS reference design

TIPD116 - Data acquisition block for ECG systems, discrete LEAD I ECG implementation reference design

TIPD131 - Single-ended-input-to-differential-output conversion circuit reference design

Capacitive load drive verified reference design using an isolation resistor

TIPD128

Description

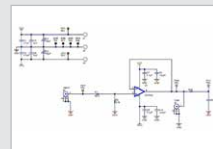
This TI Verified Design implements a variety of op amps driving capacitive loads from 100 pF to 1 μ F using an isolation resistor. This design can be used to drive capacitive loads such as cable shields, reference buffers, MOSFET gates, and diodes.

Features

- Supply Voltage: 30 V (± 15 V)
- Capacitive Loads: 100 pF, 1000 pF, 0.01 μ F, 0.1 μ F, 1 μ F

Schematic/Block Diagram

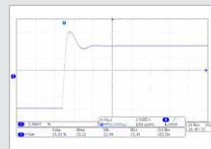
Quickly understand overall system functionality.



[Download Schematic](#)

Test Data


Get results faster with test and simulation data that's been verified.



[Download Test Data](#)

Design Files

Download ready-to-use system files to speed your design process.



[Download Design File](#)



Fully assembled board (shown above) developed for testing and performance validation only. Not available for sale.

Go to www.ti.com/precisiondesigns to learn more

TEXAS INSTRUMENTS

TI Precision Amplifier Quickstart Kit




Simplifies op amp selection, design, and evaluation with two precision amplifier families and DIP Adapter Evaluation Module for prototyping surface mount ICs.

- Low-voltage, microPower amplifiers: OPA313, OPA314 and OPA316
- Wide-supply, microPower amplifiers: OPA170, OPA171 and OPA172


Device	Channels	Packages	I _q (max, mA)	Bandwidth (MHz)	Slew Rate (V/μs)	Offset (max, mV)	Noise (nV/√Hz)	Supply Range (min to max, V)	Price (single, \$/1k)
Low-voltage OPA31x family: Best-in-class bandwidth-to-power ratio with microPower and RRIO									
OPA313	Single	SC70-5(DCK), SOT23-5(DBV)	0.06	1	0.5	2.5	25	1.8 to 5.5	0.26
	Dual	SO-8(D), MSOP-8(DGK), DFN-8(DRG)							
	Quad	TSSOP-14(PW)							
OPA314	Single	SC70-5(DCK), SOT23-5(DBV)	0.19	3	1.5	2.5	14	1.8 to 5.5	0.3
	Dual	SO-8(D), MSOP-8(DGK), DFN-8(DRG)							
	Quad	TSSOP-14(PW)							
OPA316	Single	SC70-5(DCK), SOT23-5(DBV)	0.5	10	6	2.5	11	1.8 to 5.5	0.48
	Dual	SO-8(D), MSOP-8(DGK), DFN-8(DRG)							
	Quad	TSSOP-14(PW)							
Wide-supply OPA17x family: Micro-package, microPower and RRO									
OPA170	Single	SO-8(D), SOT23-5(DBV), SOT553-5(DRL)	0.145	1.2	0.4	1.8	19	2.7 to 36	0.4
	Dual	MSOP-8(DGK), VSSOP-8(DCU), SO-8(D)							
	Quad	TSSOP-14(PW), SO-14(D)							
OPA171	Single	SO-8(D), SOT23-5(DBV), SOT553-5(DRL)	0.595	3	1.5	1.8	14	2.7 to 36	0.4
	Dual	MSOP-8(DGK), VSSOP-8(DCU), SO-8(D)							
	Quad	TSSOP-14(PW), SO-14(D)							
OPA172	Single	SC70-5(DCK), SOT23-5(DBV), SO-8(D)	1.8	10	10	1	6	4.5 to 36	0.65
	Dual	VSSOP-8(DCU), SO-8(D)							
	Quad	TSSOP-14(PW), SO-14(D)							

Surface Mount IC Prototyping Kit

Supports D or U (SOIC-8), PW (TSSOP-8), DGK (MSOP-8), DBV (SOT23-6, SOT23-5 and SOT23-3), DCK (SC70-6 and SC70-5) and DRL (SOT563-6) packages.



Solder IC(s) to adapter PCB. Parts may be hand soldered or attached with IR or hot air reflow techniques.



Insert terminal strips into a spare DIP socket to align pins.



Use long nose pliers to snap terminal strips into 4 position lengths.



Position board over pins and solder the connections. Carefully remove from DIP socket. Done!



Gently flex panel at score lines to separate boards.

For datasheets and more information visit:

www.ti.com/ampquickstartkit

IMPORTANT NOTICE

Texas Instruments Incorporated and its subsidiaries (TI) reserve the right to make corrections, enhancements, improvements and other changes to its semiconductor products and services per JESD46, latest issue, and to discontinue any product or service per JESD48, latest issue. Buyers should obtain the latest relevant information before placing orders and should verify that such information is current and complete. All semiconductor products (also referred to herein as "components") are sold subject to TI's terms and conditions of sale supplied at the time of order acknowledgment.

TI warrants performance of its components to the specifications applicable at the time of sale, in accordance with the warranty in TI's terms and conditions of sale of semiconductor products. Testing and other quality control techniques are used to the extent TI deems necessary to support this warranty. Except where mandated by applicable law, testing of all parameters of each component is not necessarily performed.

TI assumes no liability for applications assistance or the design of Buyers' products. Buyers are responsible for their products and applications using TI components. To minimize the risks associated with Buyers' products and applications, Buyers should provide adequate design and operating safeguards.

TI does not warrant or represent that any license, either express or implied, is granted under any patent right, copyright, mask work right, or other intellectual property right relating to any combination, machine, or process in which TI components or services are used. Information published by TI regarding third-party products or services does not constitute a license to use such products or services or a warranty or endorsement thereof. Use of such information may require a license from a third party under the patents or other intellectual property of the third party, or a license from TI under the patents or other intellectual property of TI.

Reproduction of significant portions of TI information in TI data books or data sheets is permissible only if reproduction is without alteration and is accompanied by all associated warranties, conditions, limitations, and notices. TI is not responsible or liable for such altered documentation. Information of third parties may be subject to additional restrictions.

Resale of TI components or services with statements different from or beyond the parameters stated by TI for that component or service voids all express and any implied warranties for the associated TI component or service and is an unfair and deceptive business practice. TI is not responsible or liable for any such statements.

Buyer acknowledges and agrees that it is solely responsible for compliance with all legal, regulatory and safety-related requirements concerning its products, and any use of TI components in its applications, notwithstanding any applications-related information or support that may be provided by TI. Buyer represents and agrees that it has all the necessary expertise to create and implement safeguards which anticipate dangerous consequences of failures, monitor failures and their consequences, lessen the likelihood of failures that might cause harm and take appropriate remedial actions. Buyer will fully indemnify TI and its representatives against any damages arising out of the use of any TI components in safety-critical applications.

In some cases, TI components may be promoted specifically to facilitate safety-related applications. With such components, TI's goal is to help enable customers to design and create their own end-product solutions that meet applicable functional safety standards and requirements. Nonetheless, such components are subject to these terms.

No TI components are authorized for use in FDA Class III (or similar life-critical medical equipment) unless authorized officers of the parties have executed a special agreement specifically governing such use.

Only those TI components which TI has specifically designated as military grade or "enhanced plastic" are designed and intended for use in military/aerospace applications or environments. Buyer acknowledges and agrees that any military or aerospace use of TI components which have **not** been so designated is solely at the Buyer's risk, and that Buyer is solely responsible for compliance with all legal and regulatory requirements in connection with such use.

TI has specifically designated certain components as meeting ISO/TS16949 requirements, mainly for automotive use. In any case of use of non-designated products, TI will not be responsible for any failure to meet ISO/TS16949.

Products

Audio	www.ti.com/audio
Amplifiers	amplifier.ti.com
Data Converters	dataconverter.ti.com
DLP® Products	www.dlp.com
DSP	dsp.ti.com
Clocks and Timers	www.ti.com/clocks
Interface	interface.ti.com
Logic	logic.ti.com
Power Mgmt	power.ti.com
Microcontrollers	microcontroller.ti.com
RFID	www.ti-rfid.com
OMAP Applications Processors	www.ti.com/omap
Wireless Connectivity	www.ti.com/wirelessconnectivity

Applications

Automotive and Transportation	www.ti.com/automotive
Communications and Telecom	www.ti.com/communications
Computers and Peripherals	www.ti.com/computers
Consumer Electronics	www.ti.com/consumer-apps
Energy and Lighting	www.ti.com/energy
Industrial	www.ti.com/industrial
Medical	www.ti.com/medical
Security	www.ti.com/security
Space, Avionics and Defense	www.ti.com/space-avionics-defense
Video and Imaging	www.ti.com/video

TI E2E Community

e2e.ti.com



Стандарт Электрон Связь

Мы молодая и активно развивающаяся компания в области поставок электронных компонентов. Мы поставляем электронные компоненты отечественного и импортного производства напрямую от производителей и с крупнейших складов мира.

Благодаря сотрудничеству с мировыми поставщиками мы осуществляем комплексные и плановые поставки широчайшего спектра электронных компонентов.

Собственная эффективная логистика и склад в обеспечивает надежную поставку продукции в точно указанные сроки по всей России.

Мы осуществляем техническую поддержку нашим клиентам и предпродажную проверку качества продукции. На все поставляемые продукты мы предоставляем гарантию .

Осуществляем поставки продукции под контролем ВП МО РФ на предприятия военно-промышленного комплекса России , а также работаем в рамках 275 ФЗ с открытием отдельных счетов в уполномоченном банке. Система менеджмента качества компании соответствует требованиям ГОСТ ISO 9001.

Минимальные сроки поставки, гибкие цены, неограниченный ассортимент и индивидуальный подход к клиентам являются основой для выстраивания долгосрочного и эффективного сотрудничества с предприятиями радиоэлектронной промышленности, предприятиями ВПК и научно-исследовательскими институтами России.

С нами вы становитесь еще успешнее!

Наши контакты:

Телефон: +7 812 627 14 35

Электронная почта: sales@st-electron.ru

Адрес: 198099, Санкт-Петербург,
Промышленная ул, дом № 19, литера Н,
помещение 100-Н Офис 331