

1 2 3 4 5 6

AMPHENOL PART NUMBER CONFIGURATION

UE86-3G8620-X0X61

LIGHT PIPE OPTION

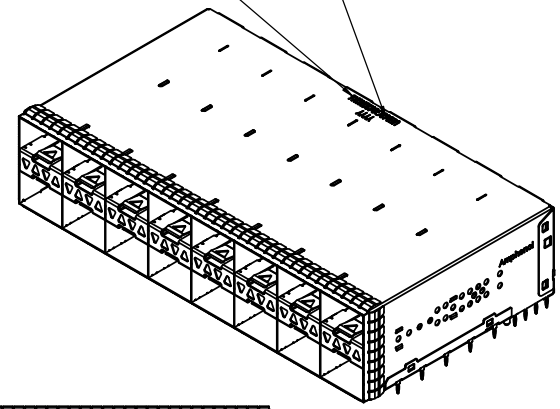
- 0 - NO LIGHT PIPE
- 1 - 4 LP PER 2X1, NORMAL ORIENTATION
- 2 - 2 INNER LP PER 2X1, NORMAL ORIENTATION
- 3 - 2 OUTER LP PER 2X1, NORMAL ORIENTATION
- 4 - 4 LP PER 2X1, REVERSING ORIENTATION
- 5 - 2 INNER LP PER 2X1, REVERSING ORIENTATION
- 6 - 2 OUTER LP PER 2X1, REVERSING ORIENTATION
- 7 - 3 LP PER 2X1, 2 OUTER LP, NORMAL ORIENTATION
- 8 - 3 LP PER 2X1, 2 OUTER LP, REVERSING ORIENTATION

- PACKAGING**
1 - TRAY PACKAGING (STACKED)

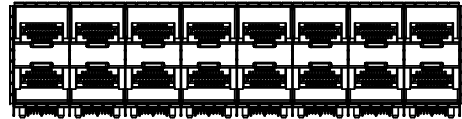
- PLATING OPTIONS FOR CONNECTOR**
 2 - 30µ" GOLD PLATING ON MATING AREA
 15-100µ" MATTE TIN ON TERMINATION
 3 - 30µ" GOLD PLATING ON MATING AREA
 150-300µ" MATTE TIN ON TERMINATION
 5 - 15µ" GOLD PLATING ON MATING AREA
 15-100µ" MATTE TIN ON TERMINATION
 6 - 15µ" GOLD PLATING ON MATING AREA
 150-300µ" MATTE TIN ON TERMINATION

PART NUMBER
(LAST DIGIT INDICATING
PACKAGING TYPE, NOT
PRINTED ON THE PART)

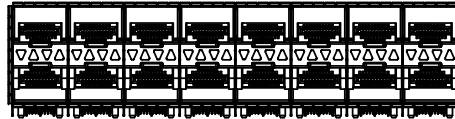
DATE CODE



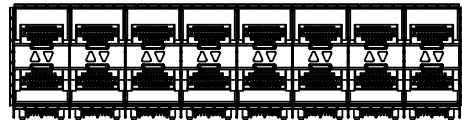
REVISIONS				
REV.	ECN	DESCRIPTION	DATE	APPROVED
B		CHANGE MIDDLE RIB WIDTH OF THE BEZEL FROM 4mm to 1.25mm	25/03/2014	J. SI
C		UPDATE PLATING OPTIONS	JUN 25/14	J.SI
D		UPDATE NOTES	AUG 19/14	J.SI



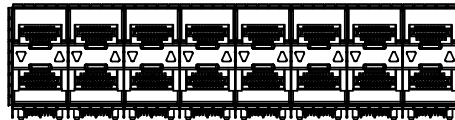
NO LIGHT PIPES
UE86-3G8620-00X61



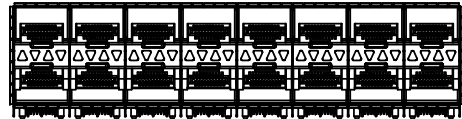
4 LIGHT PIPES
UE86-3G8620-10X61



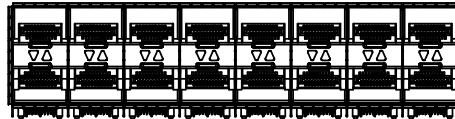
2 INNER LIGHT PIPES
UE86-3G8620-20X61



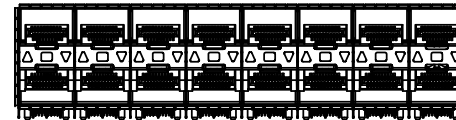
2 OUTER LIGHT PIPES
UE86-3G8620-30X61



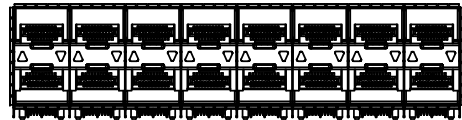
4 LIGHT PIPES UPSIDE DOWN
UE86-3G8620-40X61



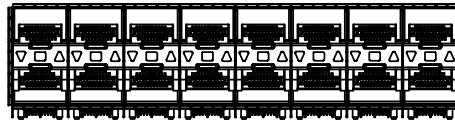
2 INNER LIGHT PIPES UPSIDE DOWN
UE86-3G8620-50X61



3 LIGHT PIPES UPSIDE DOWN
UE86-3G8620-80X61



2 OUTER LIGHT PIPES UPSIDE DOWN
UE86-3G8620-60X61



3 LIGHT PIPES
UE86-3G8620-70X61



MATERIAL: (RoHS COMPLIANT)

1. CAGE - PRESS FIT: COPPER ALLOY (NICKEL SILVER)
2. CONNECTOR - PRESS FIT:
- PLASTIC HOUSING: LCP, FLAMMABILITY RATING UL94-V0
- CONTACTS: PHOSPHOR BRONZE
3. LIGHT PIPE: CLEAR POLYCARBONATE, FLAMMABILITY RATING UL94-V0
4. PACKAGING: TRAY PACKAGING
5. TEMPERATURE RANGE: -40°C TO +85°C

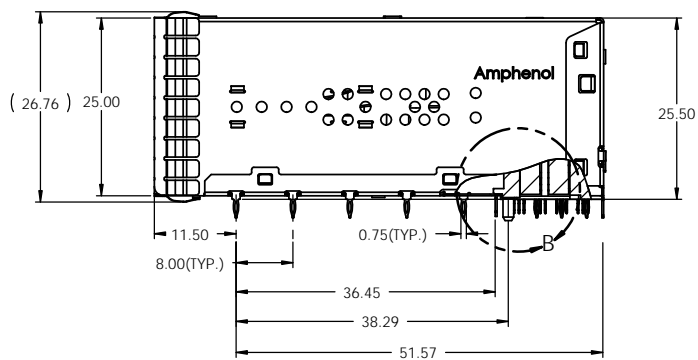
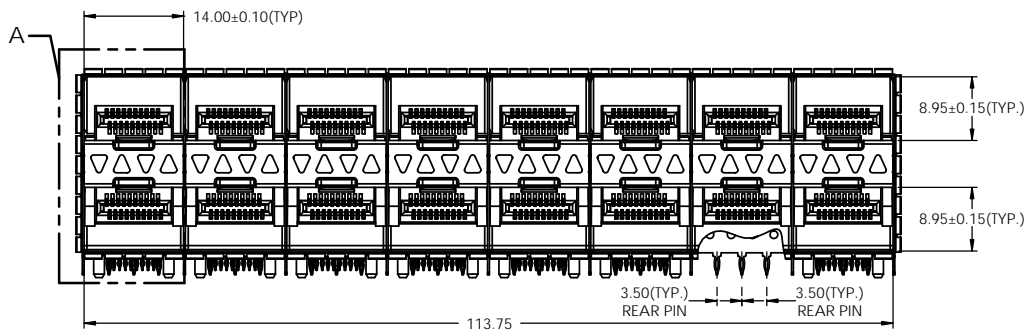
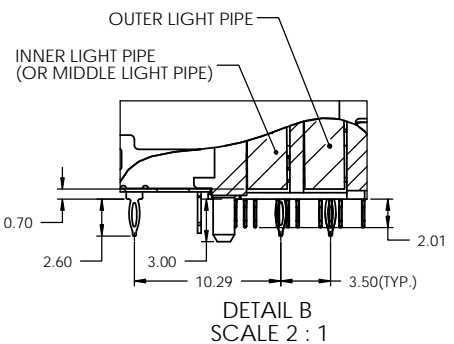
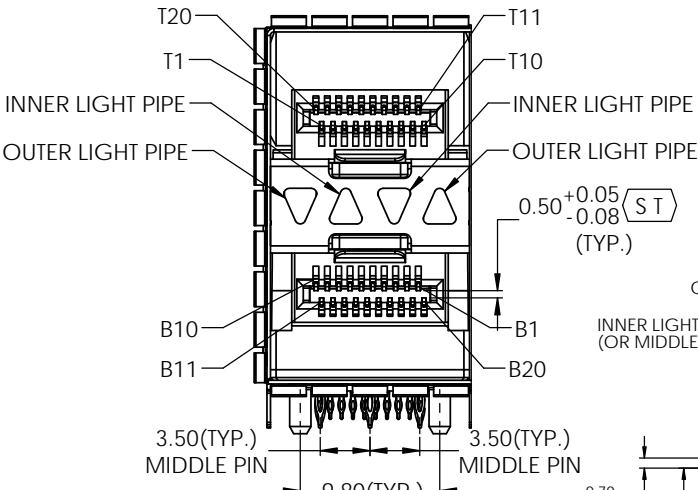
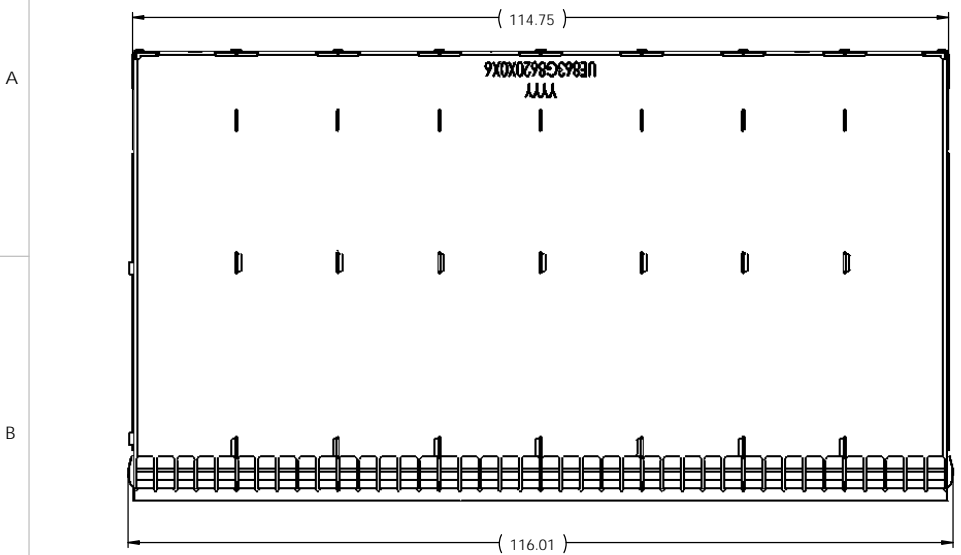
THIS DOCUMENT CONTAINS PROPRIETARY INFORMATION AND SUCH INFORMATION MAY NOT BE DISCLOSED TO OTHERS FOR ANY PURPOSE OR USED FOR MANUFACTURING PURPOSES WITHOUT WRITTEN PERMISSION FROM AMPHENOL CANADA CORP.

UNLESS SPECIFIED OTHERWISE	DRAWN	P. OU	FEB 06/14	Amphenol High Speed Interconnects A Division of Amphenol Corp. www.amphenolcanada.com
DIMENSIONS ARE IN MILLIMETERS	CHECKED	J. SI	FEB 10/14	
REFERENCE IN PARENTHESES	M.E. APP'D			2X8 SFP ULTRAPORT WITH LIGHT PIPE OPTIONS AND EMI SPRING FINGER
GENERAL TOLERANCES	Q.A. APP'D			
1 DECIMAL PLACE ±0.25	DWG APP'D	J. SI	FEB 10/14	DWG. NO.
2 DECIMAL PLACE ±0.15	MATERIAL AND FINISH	SEE NOTES		P-UE86-3G8620-X0X61
3 DECIMAL PLACE N/A	REF.	ECN Exxxxx		REV
ANGULAR DEGREES ±1°	THIRD ANGLE PROJECTION			D
ENG. REL. NO.	DO NOT SCALE DRAWING			CODE ID NO. 03554
				DWG SIZE: A4
				SCALE: 3:5
				SHEET 1 OF 5

1 2 3

1 2 3 4 5 6

REVISIONS				
REV.	ECN	DESCRIPTION	DATE	APPROVED
B		CHANGE MIDDLE RIB WIDTH OF THE BEZEL FROM 4mm to 1.25mm	25/03/2014	J. SI
C		UPDATE PLATING OPTIONS	JUN 25/14	J.SI
D		UPDATE NOTES	AUG 19/14	J.SI

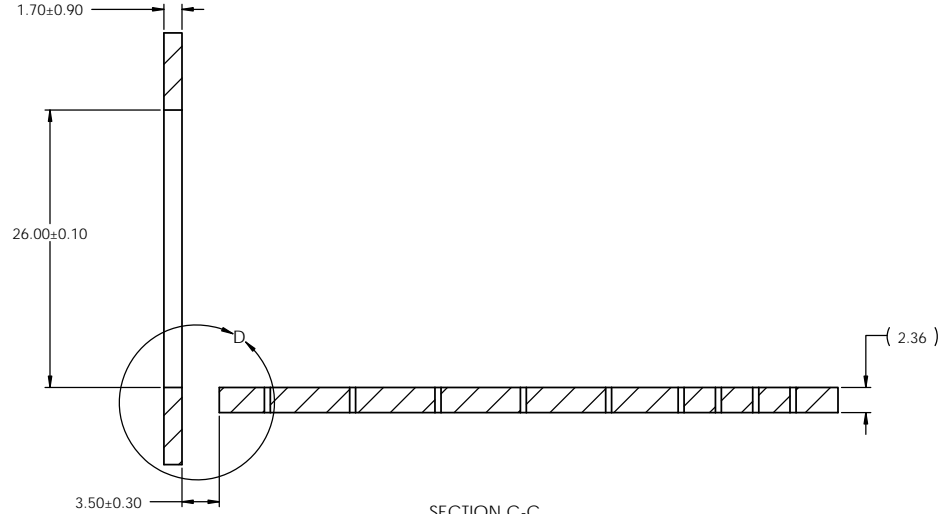
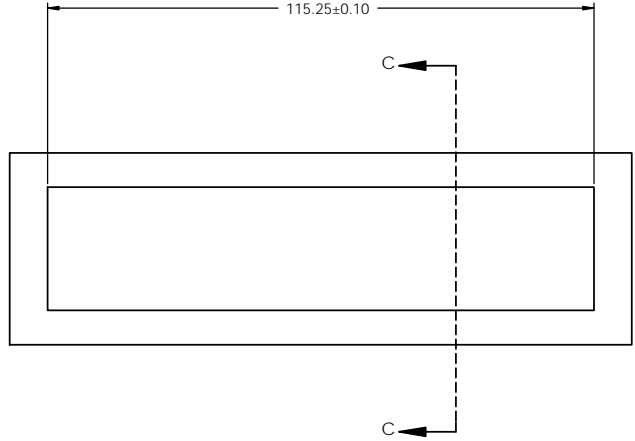


THIS DOCUMENT CONTAINS PROPRIETARY INFORMATION AND SUCH INFORMATION MAY NOT BE DISCLOSED TO OTHERS FOR ANY PURPOSE OR USED FOR MANUFACTURING PURPOSES WITHOUT WRITTEN PERMISSION FROM AMPHENOL CANADA CORP.

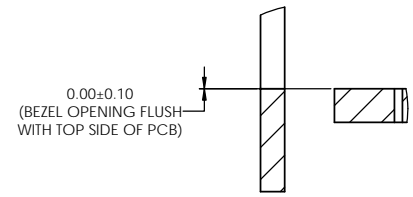
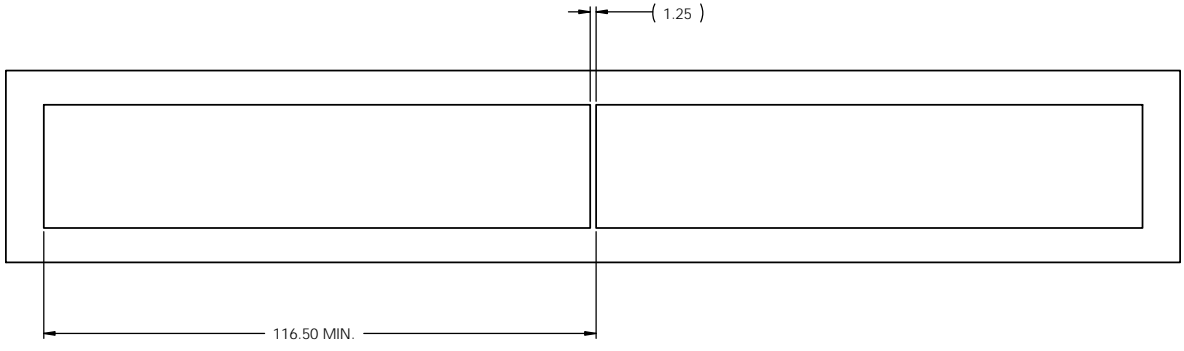
UNLESS SPECIFIED OTHERWISE	DRAWN	P. OU	FEB 06/14	Amphenol High Speed Interconnects A Division of Amphenol Corp. www.amphenolcanada.com 2X8 SFP ULTRAPORT WITH LIGHT PIPE OPTIONS AND EMI SPRING FINGER	DWG. NO. P-UE86-3G8620-XOX61 REV D
DIMENSIONS ARE IN MILLIMETERS	CHECKED	J. SI	FEB 10/14		
REFERENCE IN PARENTHESES	M.E. APP'D				
GENERAL TOLERANCES	Q.A. APP'D				
1 DECIMAL PLACE ±0.25	DWG APP'D	J. SI	FEB 10/14		
2 DECIMAL PLACE ±0.15	MATERIAL AND FINISH	SEE NOTES			
3 DECIMAL PLACE N/A	REF.	ECN Exxxxx			
ANGULAR DEGREES ±1°	THIRD ANGLE PROJECTION				
ENG. REL. NO.				DO NOT SCALE DRAWING	CODE ID NO. 03554 DWG SIZE: A4 SCALE: 1:1 SHEET 2 OF 5

1 2 3

REVISIONS				
REV.	ECN	DESCRIPTION	DATE	APPROVED
B		CHANGE MIDDLE RIB WIDTH OF THE BEZEL FROM 4mm to 1.25mm	25/03/2014	J. SI
C		UPDATE PLATING OPTIONS	JUN 25/14	J.SI
D		UPDATE NOTES	AUG 19/14	J.SI



SECTION C-C
SCALE 3 : 2



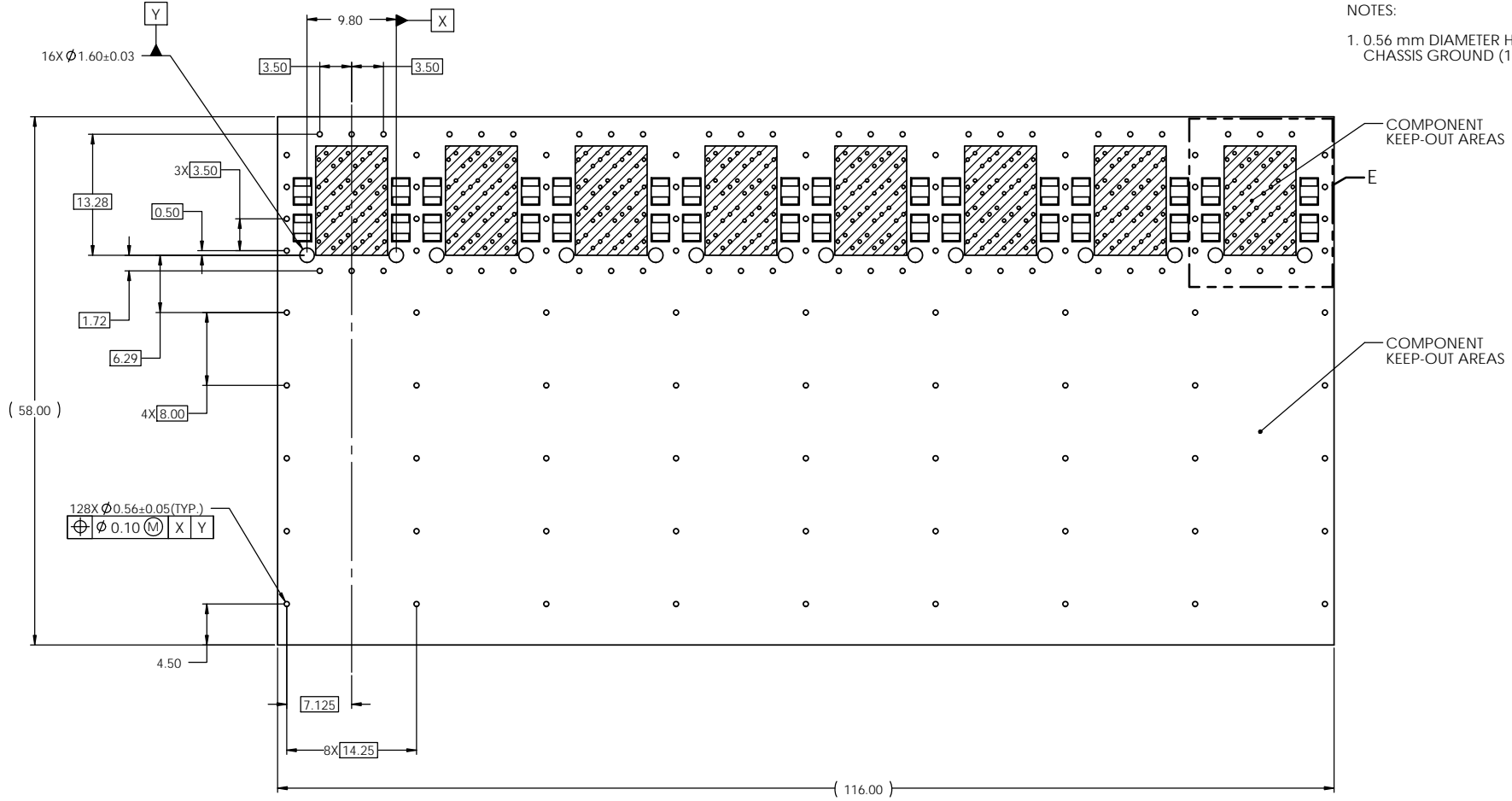
DETAIL D
SCALE 2 : 1

THIS DOCUMENT CONTAINS PROPRIETARY INFORMATION AND SUCH INFORMATION MAY NOT BE DISCLOSED TO OTHERS FOR ANY PURPOSE OR USED FOR MANUFACTURING PURPOSES WITHOUT WRITTEN PERMISSION FROM AMPHENOL CANADA CORP.

UNLESS SPECIFIED OTHERWISE		DRAWN	P. OU	FEB 06/14	Amphenol High Speed Interconnects A Division of Amphenol Corp. www.amphenolcanada.com	
DIMENSIONS ARE IN MILLIMETERS		CHECKED	J. SI	FEB 10/14		
REFERENCE IN PARENTHESES		M.E. APP'D				
GENERAL TOLERANCES		Q.A. APP'D				
1 DECIMAL PLACE	±0.25	DWG APP'D	J. SI	FEB 10/14	2X8 SFP ULTRAPORT WITH LIGHT PIPE OPTIONS AND EMI SPRING FINGER	
2 DECIMAL PLACE	±0.15	MATERIAL AND FINISH	SEE NOTES			
3 DECIMAL PLACE	N/A	REF.	ECN Exxxxx		DWG. NO.	
ANGULAR DEGREES	±1°	THIRD ANGLE PROJECTION	DO NOT SCALE DRAWING		P-UE86-3G8620-X0X61	
ENG. REL. NO.					REV D	
		CODE ID NO.	03554	DWG SIZE: A4	SCALE: 1:1	SHEET 3 OF 5

REVISIONS				
REV.	ECN	DESCRIPTION	DATE	APPROVED
B		CHANGE MIDDLE RIB WIDTH OF THE BEZEL FROM 4mm to 1.25mm	25/03/2014	J. SI
C		UPDATE PLATING OPTIONS	JUN 25/14	J.SI
D		UPDATE NOTES	AUG 19/14	J.SI

NOTES:
1. 0.56 mm DIAMETER HOLES ARE CHASSIS GROUND (129HOLES).

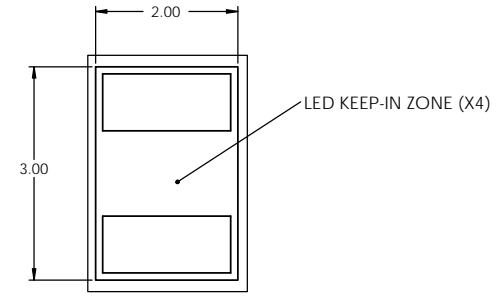
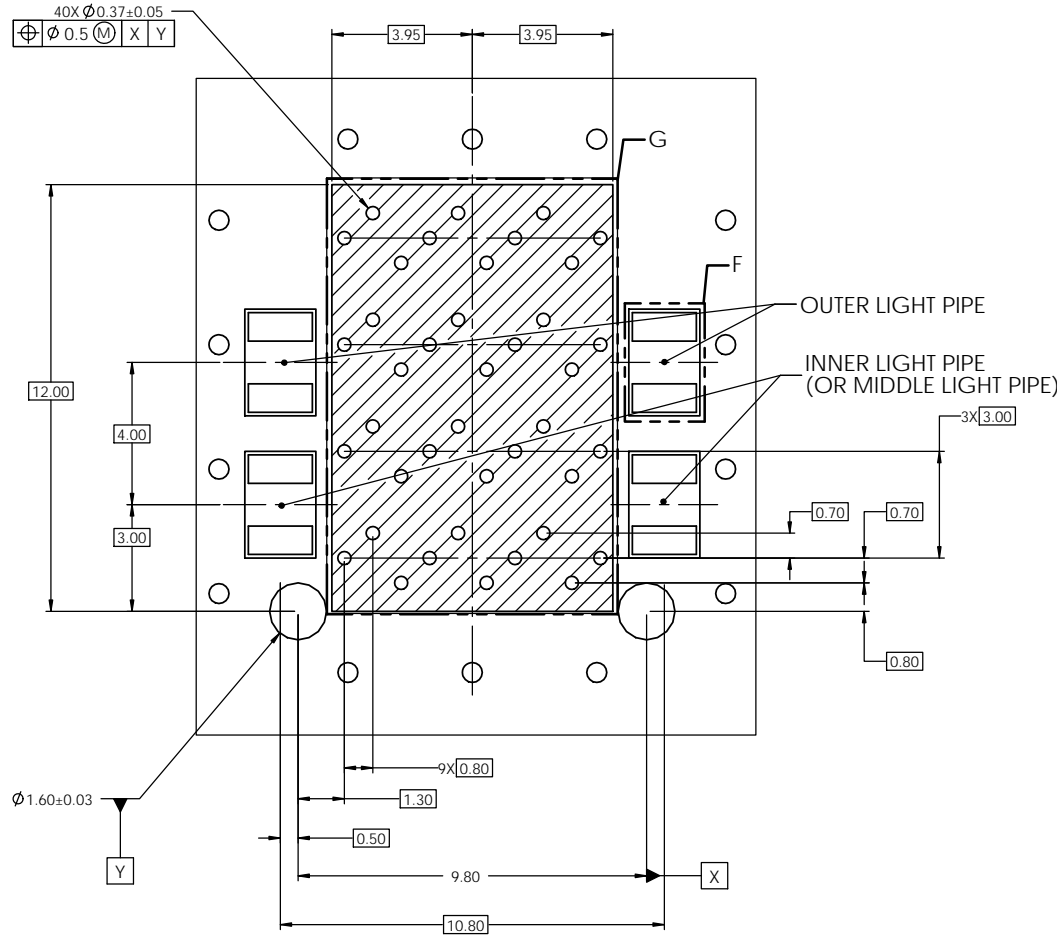


2X8 PCB LAYOUT

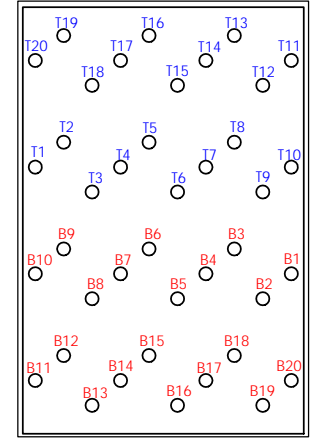
THIS DOCUMENT CONTAINS PROPRIETARY INFORMATION AND SUCH INFORMATION MAY NOT BE DISCLOSED TO OTHERS FOR ANY PURPOSE OR USED FOR MANUFACTURING PURPOSES WITHOUT WRITTEN PERMISSION FROM AMPHENOL CANADA CORP.

UNLESS SPECIFIED OTHERWISE DIMENSIONS ARE IN MILLIMETERS	DRAWN P. OU FEB 06/14	Amphenol High Speed Interconnects A Division of Amphenol Corp. www.amphenolcanada.com
REFERENCE IN PARENTHESES	CHECKED J. SI FEB 10/14	
GENERAL TOLERANCES	M.E. APP'D Q.A. APP'D	2X8 SFP ULTRAPORT WITH LIGHT PIPE OPTIONS AND EMI SPRING FINGER
1 DECIMAL PLACE ± 0.25	DWG APP'D J. SI FEB 10/14	
2 DECIMAL PLACE ± 0.15	MATERIAL AND FINISH SEE NOTES	DWG. NO.
3 DECIMAL PLACE N/A	REF. ECN Exxxxx	P-UE86-3G8620-X0X61
ANGULAR DEGREES $\pm 1^\circ$	THIRD ANGLE PROJECTION	REV D
ENG. REL. NO.	DO NOT SCALE DRAWING	CODE ID NO. 03554 DWG SIZE: A4 SCALE: 2:1 SHEET 4 OF 5

REVISIONS				
REV.	ECN	DESCRIPTION	DATE	APPROVED
B		CHANGE MIDDLE RIB WIDTH OF THE BEZEL FROM 4mm to 1.25mm	25/03/2014	J. SI
C		UPDATE PLATING OPTIONS	JUN 25/14	J.SI
D		UPDATE NOTES	AUG 19/14	J.SI



DETAIL F
SCALE 10 : 1



DETAIL G
SCALE 5 : 1

DETAIL E
SCALE 5 : 1

THIS DOCUMENT CONTAINS PROPRIETARY INFORMATION AND SUCH INFORMATION MAY NOT BE DISCLOSED TO OTHERS FOR ANY PURPOSE OR USED FOR MANUFACTURING PURPOSES WITHOUT WRITTEN PERMISSION FROM AMPHENOL CANADA CORP.

UNLESS SPECIFIED OTHERWISE		DRAWN	P. OU	FEB 06/14
DIMENSIONS ARE IN MILLIMETERS		CHECKED	J. SI	FEB 10/14
REFERENCE IN PARENTHESES		M.E. APP'D		
GENERAL TOLERANCES		Q.A. APP'D		
1 DECIMAL PLACE	±0.25	DWG APP'D	J. SI	FEB 10/14
2 DECIMAL PLACE	±0.15	MATERIAL AND FINISH	SEE NOTES	
3 DECIMAL PLACE	N/A	REF.	ECN Exxxxx	
ANGULAR DEGREES	±1°	THIRD ANGLE PROJECTION	DO NOT SCALE DRAWING	
ENG. REL. NO.				

Amphenol High Speed Interconnects A Division of Amphenol Corp. www.amphenolcanada.com				
2X8 SFP ULTRAPORT WITH LIGHT PIPE OPTIONS AND EMI SPRING FINGER				
DWG. NO.		P-UE86-3G8620-X0X61		
REV	D			
CODE ID NO.	03554	DWG SIZE:	A4	SCALE: 2:1
SHEET 5 OF 5				



Стандарт Электрон Связь

Мы молодая и активно развивающаяся компания в области поставок электронных компонентов. Мы поставляем электронные компоненты отечественного и импортного производства напрямую от производителей и с крупнейших складов мира.

Благодаря сотрудничеству с мировыми поставщиками мы осуществляем комплексные и плановые поставки широчайшего спектра электронных компонентов.

Собственная эффективная логистика и склад в обеспечивает надежную поставку продукции в точно указанные сроки по всей России.

Мы осуществляем техническую поддержку нашим клиентам и предпродажную проверку качества продукции. На все поставляемые продукты мы предоставляем гарантию .

Осуществляем поставки продукции под контролем ВП МО РФ на предприятия военно-промышленного комплекса России , а также работаем в рамках 275 ФЗ с открытием отдельных счетов в уполномоченном банке. Система менеджмента качества компании соответствует требованиям ГОСТ ISO 9001.

Минимальные сроки поставки, гибкие цены, неограниченный ассортимент и индивидуальный подход к клиентам являются основой для выстраивания долгосрочного и эффективного сотрудничества с предприятиями радиоэлектронной промышленности, предприятиями ВПК и научно-исследовательскими институтами России.

С нами вы становитесь еще успешнее!

Наши контакты:

Телефон: +7 812 627 14 35

Электронная почта: sales@st-electron.ru

Адрес: 198099, Санкт-Петербург,
Промышленная ул, дом № 19, литера Н,
помещение 100-Н Офис 331